


管件与阀门

Pipe Fitting & Valve



扬中市镇仪电器有限公司

YANG ZHONG SHI ZHENG YI DIAN QI YOU XIAN GONG SI

J26W-16

J24W-16

YZG1 系列钢制卡套式管接头

YZG1 Pipe connector of cutting sleeve type for steel pipe



说明 elucidation

钢制卡套式管接头具有连接牢靠、耐压能力高、密封性和反复性好, 安装检修方便、工作安全可靠等特点

The steel pipe connector of cutting sleeve type has the characteristics of connecting firmly, bearing pressure highly sealing tightly, repeating well, installing & maintaining easily and performing safely & reliably.

性能规范

- 公称压力: 25MPa、40MPa
- 适用温度: < 450℃
- 适用介质: 油、水、气等非腐蚀性或有腐蚀性介质
- 制造材料: 20#, 1Cr18Ni9Ti, 0Cr18Ni12Mo2Ti, 316L
- 配管: Ø4-Ø42的普通级精度无缝钢管
- 锥管螺纹: ZG、ZM、NPT等

FUNCTIONAL STANDARD

- Nominal Pressure: 25MPa, 40MPa
- Applicable Temperature: < 450℃
- Applicable Medium: Oil, Water, Gas and other corrosive or noncorrosive medium
- The Materials for Manufacture: 20#, 1Cr18Ni9Ti, 0Cr18Ni12Mo2Ti, 316L
- The Demands for Fitting Pipes: Ø4 - Ø42 steel pipes
- Cone Thread: ZG, ZM, NPT, etc

YZG2.3 系列铜制气动管路接头

YZG2.3 Copper pneumatic piping connector



说明 elucidation

本系列管接头适用于铜管、尼龙管、塑料管的连接

This series of pipe connectors adapt to the connection with copper, nylon, plastic and other pipes

性能规范

- 公称压力: 1.0MPa, 1.6MPa
- 配管外径: 钢管、尼龙管、铜管: Ø6 ~ Ø16
塑料管: Ø6 × 1, Ø8 × 1
- 适用温度: < 150℃
- 适用介质: 非腐蚀性气体等
- 制造材料: H62, 1Cr18Ni9Ti
- 适用范围: 铜管、塑料管、尼龙管、钢管

FUNCTIONAL STANDARD

- Nominal Pressure: 1.0MPa, 1.6MPa
- The Demands for Fitting Pipes: Copper pipe, nylon pipes: Ø6 - Ø16, Plastic pipes: Ø6 × 1, Ø8 × 1
- Applicable temperature: < 150℃
- Applicable Medium: non corrosive gas and so on
- The Materials for Manufacture: H62, 1Cr18Ni9Ti
- Applicable Range: copper pipes, nylon pipes, plastic pipes

YZG4 系列扩口式管接头

YZG4 Flared fitting



说明 elucidation

扩口式管接头是以油、水、气和各种腐蚀性材料为介质的管路中的一种连接件

The flared fitting is a connector in one of the pipe line systems in which oil, water gas and all kinds of corrosive materials are used as the medium


性能规范

- 制造范围: GB5625 - 5653-83
- 适用温度: < 450℃
- 适用介质: 油、水、气等
- 制造材料: 20#, 1Cr18Ni9Ti, 0Cr18Ni12Mo2Ti, 316L
- 配管: Ø4 - Ø34普通级精度无缝钢管、紫铜管

FUNCTIONAL STANDARD

- The Standard for Manufacture: GB5625 - 5653-83
- Applicable temperature: < 450℃
- Applicable Medium: Oil, Water, Gas etc.
- The Materials for Manufacture: 20#, 1Cr18Ni9Ti, 0Cr18Ni12Mo2Ti, 316L
- The Demands for Fitting pipes: Ø4 - Ø34 stainless steel pipes red copper pipes

YZG5 系列焊接式管接头
YZG5 Welding pipe connector



说明 elucidation

本系列产品种类繁多, 规格齐全, 欢迎选用。

The products of this system have many classifications and complete specifications, orders are welcome!

性能规范

- 适用介质: 油、水、气等非腐蚀或腐蚀性介质
- 适用温度: 由使用介质和选用垫片而定 $t \leq 450^\circ\text{C}$
- 制造材料: 20#, 30#, 1Cr18Ni9Ti, 0Cr18Ni12Mo2Ti, 316L
- 配管: $\phi 6 \sim \phi 50$ 的普通级精度无缝钢管

FUNCTIONAL STANDARD

- Applicable Medium: Oil, Water, Gas and other corrosive or noncorrosive medium
- Applicable Pressure: $\leq 450^\circ\text{C}$
- The Materials for Manufacture: 20#, 30#, 1Cr18Ni9Ti, 0Cr18Ni12Mo2Ti, 316L
- The Demands for Fitting Pipes: $\phi 6 \sim \phi 50$ steel pipes

YZG6 系列自控仪表管路附件
YZG6 Gauge pipe auxiliary



说明 elucidation

本系列产品种类繁多、规格齐全、适用广、是管路中必不可少的连接件。

There are many varieties and complete regulations so they are the necessary connectors, widely used in pipeline.


性能规范

- 公称压力: 1.0 ~ 32MPa
- 适用温度: $-70^\circ\text{C} \sim +450^\circ\text{C}$
- 制造材料: 20#, H62, 1Cr18Ni9Ti, 316L, 0Cr18Ni12Mo2Ti

FUNCTIONAL STANDARD

- Nominal Pressure: PN1.0 ~ 2.5MPa
- Applicable Medium: Gas and other corrosive or noncorrosive medium
- Applicable temperature: $-70^\circ\text{C} \sim +450^\circ\text{C}$
- The Materials Manufacture: 20#, H62, 1Cr18Ni9Ti, 316L, 0Cr18Ni12Mo2Ti

YZ6、7 系列气动管路截止阀
YZ6、7 Stop valve for pneumatic pipe line



说明 elucidation

该系列产品是气动单元组合仪表中的辅助单元之一, 主要用来切断气动管路的通道。

This series of products are one of auxiliary units of gas-supply unit group gauges, They are used to cut off the passage of the pneumatic pipes.


性能规范

- 公称压力: PN1.0 ~ 2.5MPa
- 适用介质: 空气、非腐蚀性或有腐蚀性介质
- 适用温度: 常温或 $\leq 200^\circ\text{C}$
- 制造材料: H62, 1Cr18Ni9Ti, 316L, 0Cr18Ni12Mo2Ti

FUNCTIONAL STANDARD

- Nominal Pressure: PN1.0 ~ 2.5MPa
- Applicable Medium: Gas and other corrosive or noncorrosive medium
- Applicable temperature: Normal temperature $\leq 200^\circ\text{C}$
- The Materials Manufacture: H62, 1Cr18Ni9Ti, 316L, 0Cr18Ni12Mo2Ti

YZJ 系列测量管路截止阀
YZJ Stop valve for measure pipe line



说明 elucidation

本测量管路截止阀是我公司在吸收英国、美国、日本、新加坡等国家近年来仪表阀门结构的基础上自行设计的, 是目前应用最普遍的新一代阀门。

The stop valve for measuring pipe line was designed by ourselves based on taking the structures & forms from England, the U.S.A, Japan, Singapore and other countries, It is a valve of the new generation which is most universally used at present.


性能规范

- 公称压力: PN2.5, PN4.0, PN6.4, PN16, PN32MPa
- 公称通径: DN5 ~ DN25
- 适用介质: 油、水、气等多种非腐蚀性或腐蚀性介质
- 适用温度: $-20^\circ\text{C} \sim 440^\circ\text{C}$
- 制造材料: 20#, 1Cr18Ni9Ti, 0Cr18Ni12Mo2Ti, 12CrMoV, 316L等

- Nominal Pressure: PN2.5 PN4 PN6.4 PN16 PN32MPa
- Nominal Diameter: DN5 ~ DN25
- Applicable Medium: oil, water, gas and other corrosive or noncorrosive medium
- Applicable temperature: $-20^\circ\text{C} \sim 440^\circ\text{C}$
- The Materials Manufacture: 20#, 1Cr18Ni9Ti, 0Cr18Ni12Mo2Ti, 12CrMoV, 316L

YZQ 系列球阀

YZQ Ball valve for the measure pipe line



说明 elucidation

球阀结构简单、操作方便、流体阻力小、密封性能可靠、使用寿命长，适用于多种管路连接形式。

The ball valves structure is simple, its performance is easy its resistance to the fluid is small, its seal function is reliable and its service life is long. It adapts to the forms of the various connective pipes.

性能规范


- 公称压力: PN1.0 ~ PN6.4MPa
- 公称口径: DN5 ~ DN20
- 适用介质: 油、水、气等非腐蚀或腐蚀性介质
- 适用温度: -40℃ ~ 200℃
- 制造材料: 20#, 1Cr18Ni9Ti, 0Cr18Ni12Mo2Ti, 316L
- 配管: 铜管 ϕ 6, ϕ 8, ϕ 10 钢管 ϕ 12, ϕ 14, ϕ 16, ϕ 18

FUNCTIONAL STANDARD

- Nominal Pressure: PN1.0 ~ PN6.4MPa
- Nominal Diameter: DN5 ~ DN20
- Applicable Medium: Oil, Water, Gas and other corrosive or noncorrosive medium
- Applicable temperature: -40℃ ~ 200℃
- The Materials for Manufacture: 20#, 1Cr18Ni9Ti, 0Cr18Ni12Mo2Ti, 316L
- The Demands for Fitting Pipes: copper pipes ϕ 6, ϕ 8, ϕ 10 copper pipes ϕ 12, ϕ 14, ϕ 16, ϕ 18

YZJ 系列仪表阀组

YZJ Gauge valve series



说明 elucidation

该系列阀组可与国内外各种气动或电动差压（压力）变送器仪表配套安装使用。

There are many varieties and complete regulations so the yare the necessary connectors, widely used in pipeline.

性能规范

- 公称压力: PN2.5、PN4、PN6.4、PN16、PN32MPa
- 公称口径: DN5 ~ DN20
- 适用介质: 油、水、气等非腐蚀或腐蚀性介质
- 适用温度: -20℃ ~ 440℃
-70℃ ~ 240℃
- 制造材料: 35#, 1Cr18Ni9Ti, 0Cr18Ni12Mo2Ti, 316L
- 配管: 铜管 ϕ 6, ϕ 8, ϕ 10 钢管 ϕ 12, ϕ 14, ϕ 16, ϕ 18

FUNCTIONAL STANDARD

- Nominal Pressure: PN2.5、PN4、PN6.4、PN16、PN32MPa
- Nominal Diameter: DN5 ~ DN20
- Applicable Medium: Oil, Water, Gas and other corrosive or noncorrosive medium
- Applicable temperature: -20℃ ~ 440℃
-70℃ ~ 240℃
- The Materials for Manufacture: 35#, 1Cr18Ni9Ti, 0Cr18Ni12Mo2Ti, 316L

YZF 系列仪表辅助容器

YZF Auxiliary vessel for the meter



说明 elucidation

容器的制造、试验和验收均按机械部钢制焊接容器技术条件执行

The manufacture test and check & acceptance for these vessels are performed according to the technical terms for the steel welding vessels issued by the Ministry of Machinery.

性能规范

- 公称压力: PN1.0、PN6.4、PN16
- 公称口径: DN50、DN80、DN100
- 制造材料: 20#, 1Cr18Ni9Ti, 0Cr18Ni12Mo2Ti

FUNCTIONAL STANDARD

- Nominal Pressure: PN1.0、PN6.4、PN16
- Nominal Diameter: DN50、DN80、DN100
- The Materials for Manufacture: 20#, 1Cr18Ni9Ti, 0Cr18Ni12Mo2Ti

YX_H^W系列仪表保护保温箱

Gauge heat-proof and protect box



说明 elucidation

YX_H^W系列保温(保护)箱集变送器, 仪表系列阀组, 及其管路、电气配件于一体, 系统成套化, 管路集成化、产品系列化, 机电一体化。

Transformer instrument valve group thermal insulation (protection) box, pipeline and electric fitting are integrated in a entirety, system packaged, pipeline integrated, series product and electric combined with machinery are important characteristic of this series products.

MF_X、XL、JGX、系列接线箱(管)箱

Connection tube box



说明 elucidation

MF_X、XL 系列接线箱, 可作现场仪表与控制中心之间电缆的转换连接之用。


JGX 系列接管箱作为多芯管缆终端接管及气动仪表信号管缆现场分支用。

MF_X, XL series junction box can be used to transform and connect the cables between the instruments on site and the control center.

JGX series adapter box can be used as the branch of the terminal adapter of multicore duct cable and pneumatic instrument signal pipe cable.

YHX 系列铝合金穿线盒

Feeder box




说明 elucidation

YHX 系列穿线盒是电缆穿管敷设时在套管连接处、电缆接头处、分支处必须采用的连接件。

YHX series threading box the necessary connecting piece at the junction of the casing, cable connector and branch when laying the cable.

KFQ 系列气源分配器


KFQ Gas distributor



说明 elucidation

KFQ 系列分配器是现场分散安装气动仪表与仪表空气总管相连接的中间桥架。

Its output is differential pressure signal. It is able to consist of flow measurement system combined with differential pressure gauges.



YZG1S 系列钢制双卡套式管接头

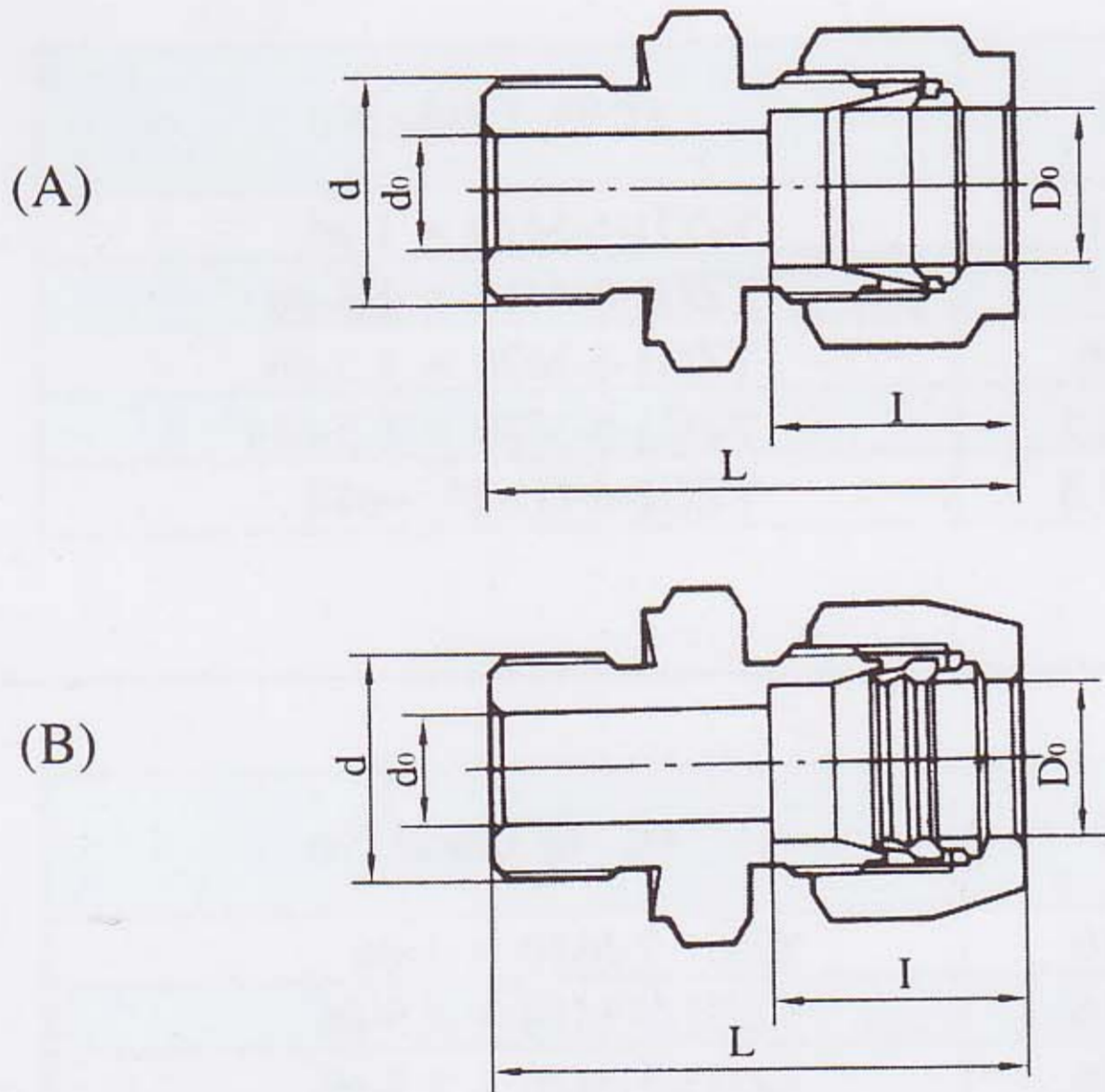
Pipe connector of cutting sleeve type

接头体 body 卡套 Sleeve 螺母 Nut 接头体 body 卡套 Sleeve 螺母 Nut

- 材料: 20#, 1Cr18Ni9Ti, 316, 316L
- Material: 20#, 1Cr18Ni9Ti, 316, 316L
- 公称压力: 16MPa, 32MPa
- Rated Pressure: 16MPa, 32MPa
- 管径: $\phi 4 \sim \phi 22$, $\phi 1/4'' \sim \phi 3/4''$
- Pipe Diameter: $\phi 4 \sim \phi 22$
- 终端螺纹可为 M, G, ZG, PT, NPT 等
- Extreme thread can be M, G, ZG, PT, NPT...

YZG1S-1 直通终端接头

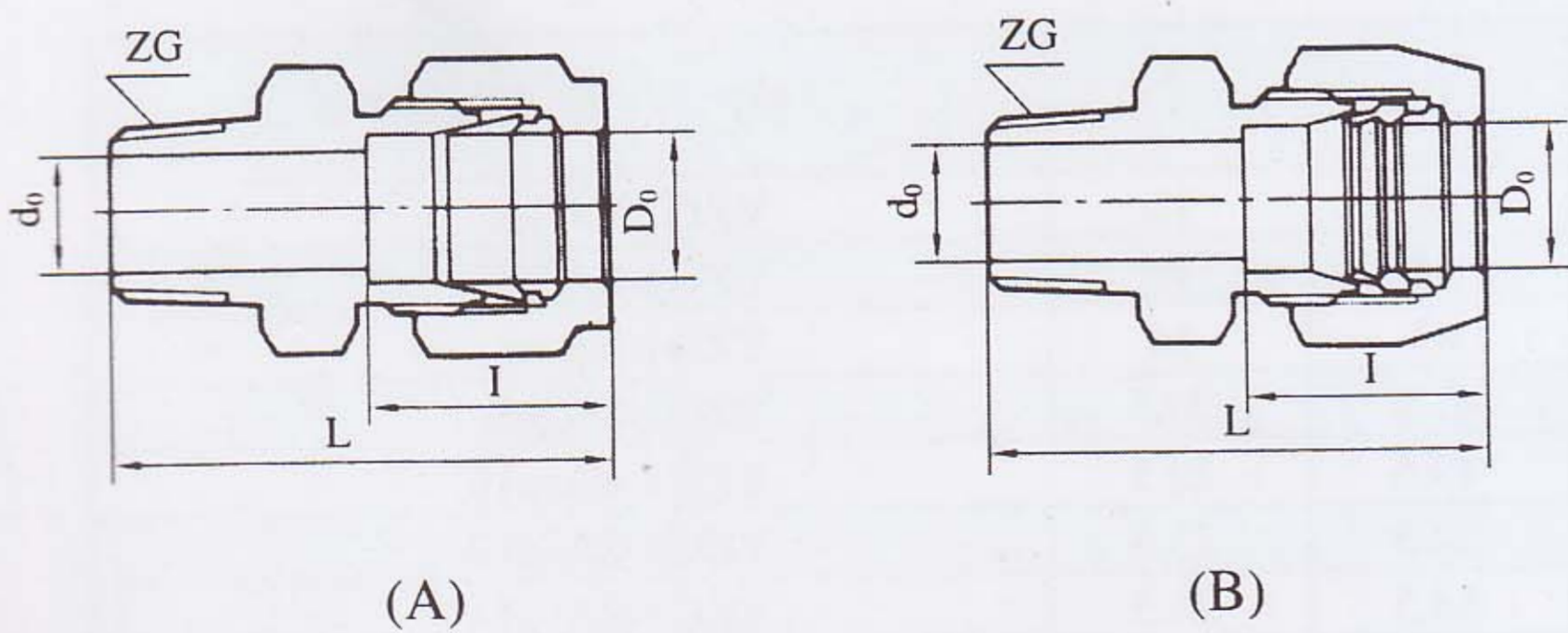
Extreme straightthrough sleeve



D ₀	d	d ₀	L		I	代 号 Code No
			I	II		
4	M10 × 1	3	43	71	16	YZG1-1A-M10 × 1- $\phi 4$
6	M10 × 1	4	43	71	16	YZG1-1A-M10 × 1- $\phi 6$
8	M10 × 1	5	47.5	81	20.5	YZG1-1A-M10 × 1- $\phi 8$
10	M10 × 1	5	47.5	81	20.5	YZG1-1A-M10 × 1- $\phi 10$
10	M14 × 1.5	8	54.5	86	20.5	YZG1-1A-M14 × 1.5- $\phi 10$
12	M14 × 1.5	8	55.5	86	23.5	YZG1-1A-M14 × 1.5- $\phi 12$
12	M18 × 1.5	10	60.5	96	23.5	YZG1-1A-M18 × 1.5- $\phi 12$
14	M10 × 1	5	50.5	81	24.5	YZG1-1A-M10 × 1- $\phi 14$
14	M14 × 1.5	8	56.5	86	24.5	YZG1-1A-M14 × 1.5- $\phi 14$
14	M18 × 1.5	10	61.5	96	24.5	YZG1-1A-M18 × 1.5- $\phi 14$
14	M20 × 1.5	11	61.5	96	24.5	YZG1-1A-M20 × 1.5- $\phi 14$
16	M18 × 1.5	10	62.5	98.5	25.5	YZG1-1B-M18 × 1.5- $\phi 16$
16	M22 × 1.5	13	62.5	98.5	25.5	YZG1-1B-M22 × 1.5- $\phi 16$
18	M18 × 1.5	10	62.5	98.5	25.5	YZG1-1B-M18 × 1.5- $\phi 18$
18	M22 × 1.5	15	62.5	98.5	25.5	YZG1-1B-M22 × 1.5- $\phi 18$

YZG1-2 直通终端锥管接头

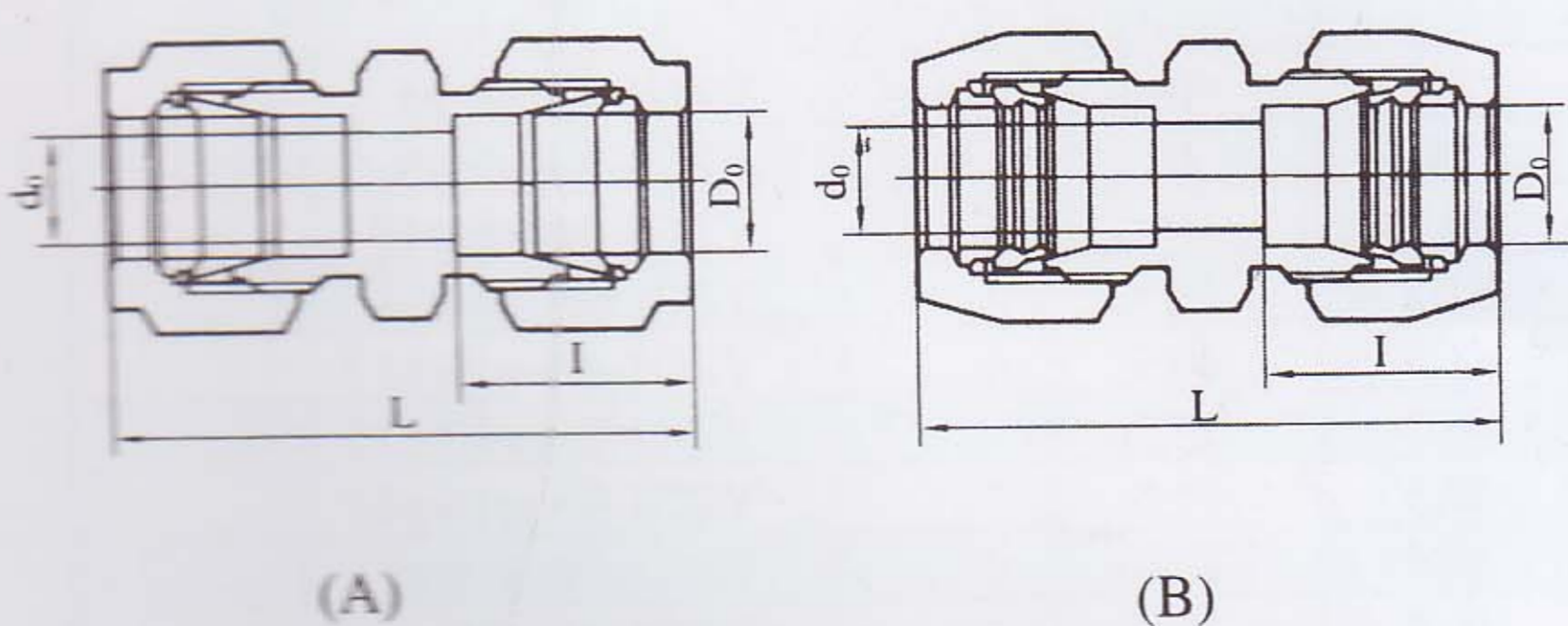
Extreme straightthrough Connection for conical pipe



D ₀	ZG	d ₀	L		I	代 号 Code No
			I	II		
4	ZG1/8"	3	44	72	16	YZG1-2A-G1/8" - $\phi 4$
5	ZG1/8"	3.5	44	75	16	YZG1-2A-G1/8" - $\phi 5$
6	ZG1/8"	4	44	77	16	YZG1-2A-G1/8" - $\phi 6$
8	ZG1/4"	6	52.5	84.5	20.5	YZG1-2A-G1/4" - $\phi 8$
10	ZG1/4"	8	60.5	86.5	20.5	YZG1-2A-G1/4" - $\phi 10$
12	ZG3/8"	10	60.5	96.5	23.5	YZG1-2A-G3/8" - $\phi 12$
14	ZG1/2"	12	67.5	108	24.5	YZG1-2A-G1/2" - $\phi 14$
16	ZG1/2"	14	68.5	110	25.5	YZG1-2B-G1/2" - $\phi 16$
18	ZG3/4"	16	68.5	115	25.5	YZG1-2B-G3/4" - $\phi 18$

YZG1-3 直通中间接头

Straight-through sleeve

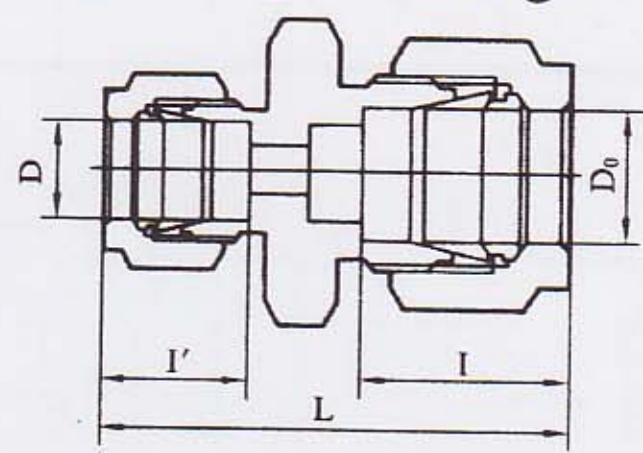


D ₀	d ₀	L	I	代 号 Code No
4	3	40	16	YZG1-3A- $\phi 4$
5	3.5	40	16	YZG1-3A- $\phi 5$
6	4	40	16	YZG1-3A- $\phi 6$
8	6	52	20.5	YZG1-3A- $\phi 8$
10	8	52	20.5	YZG1-3A- $\phi 10$
12	10	56	23.5	YZG1-3A- $\phi 12$
14	12	60	24.5	YZG1-3A- $\phi 14$
16	14	63	25.5	YZG1-3B- $\phi 16$
18	16	63	25.5	YZG1-3B- $\phi 18$

YZG1S 系列钢制双卡套式管接头

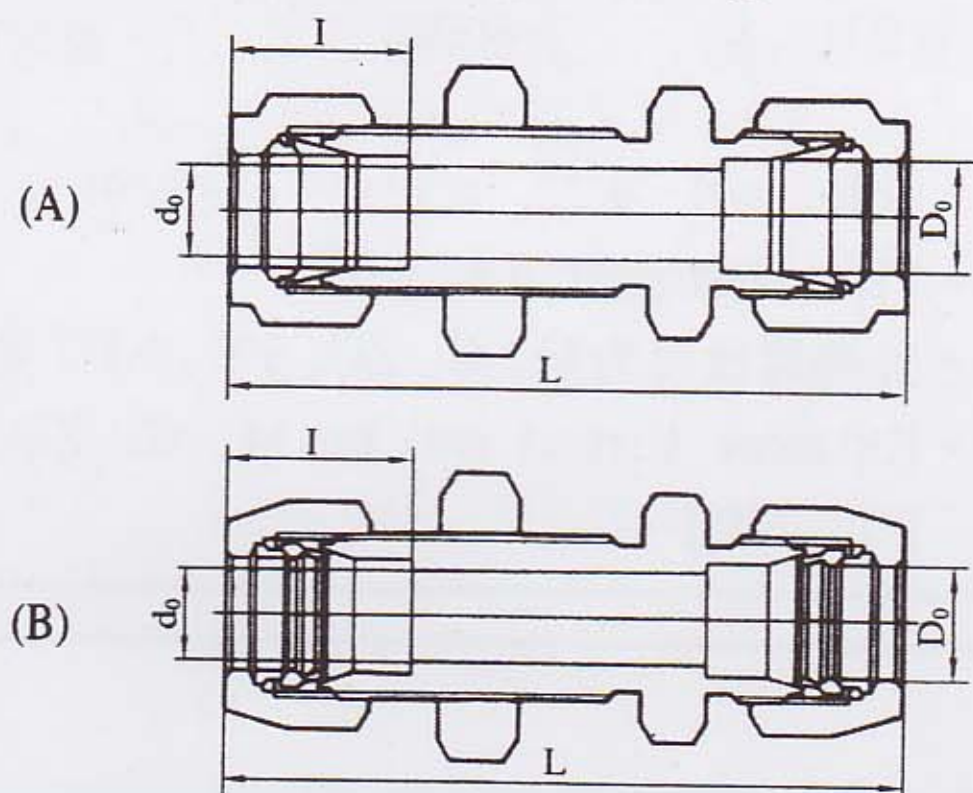
Pipe connector of cutting sleeve type

YZG1-4 异径直通中间接头 Reducing straightthrough Union



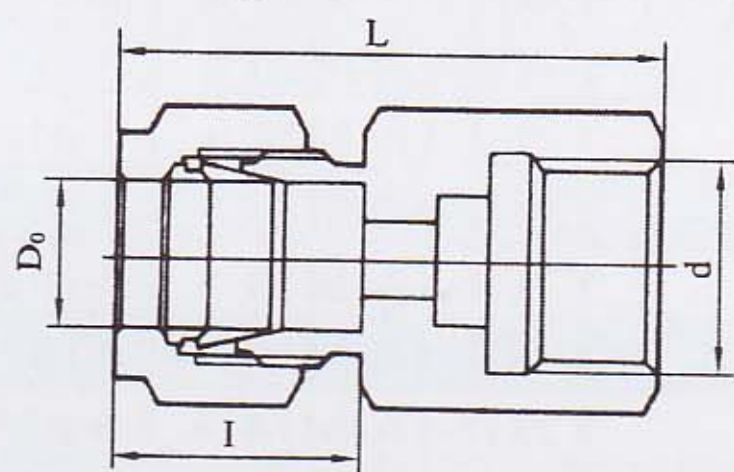
D ₀	d ₀ '	L	I	I'	代号 Code No
12	6	49.5	23.5	16	YZG1-4-φ6-φ12
12	8	54	23.5	16	YZG1-4-φ8-φ12
14	6	50.5	24.5	16	YZG1-4-φ6-φ14
14	8	55	24.5	24.5	YZG1-4-φ8-φ12
14	10	55	24.5	24.5	YZG1-4-φ10-φ14

YZG1-5 直通穿板接头 Wall-separating straight-through sleeve



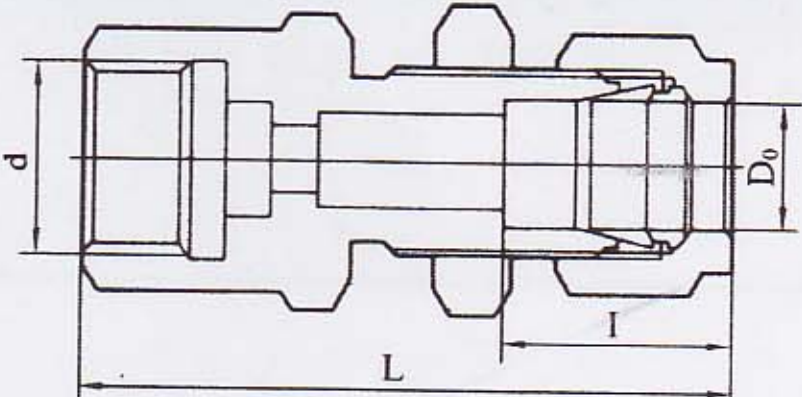
D ₀	d ₀	L	I	代号 Code No
4	3	58	16	YZG1-5A-φ4
5	3.5	58	16	YZG1-5A-φ5
6	4	58	16	YZG1-5A-φ6
8	6	67	20.5	YZG1-5A-φ8
10	8	67	20.5	YZG1-5A-φ10
12	10	73	23.5	YZG1-5A-φ12
14	12	76	24.5	YZG1-5A-φ14
16	14	83	25.5	YZG1-5B-φ16
18	16	83	25.5	YZG1-5B-φ18

YZG1-6 压力表直通接头 Straight-through sleeve for manomete



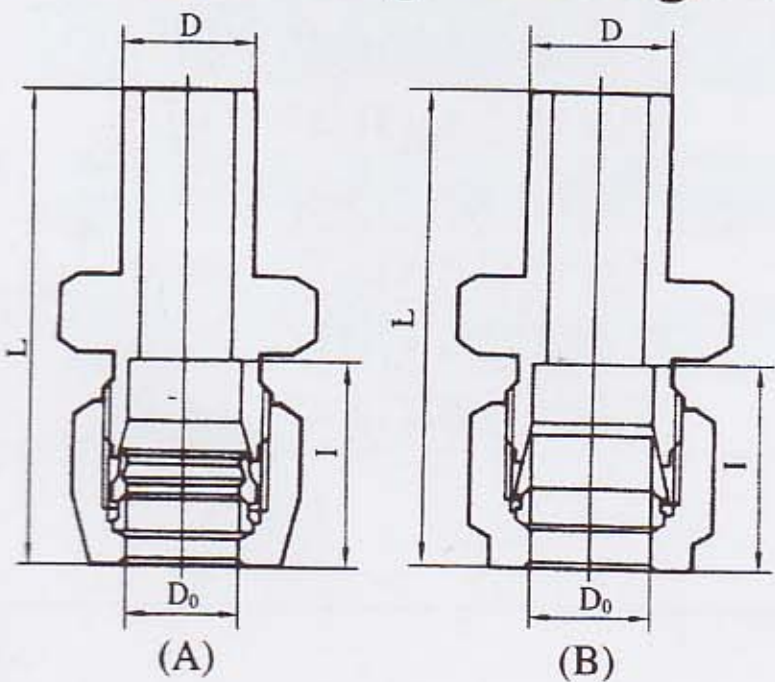
D ₀	d	L	I	代号 Code No
6	M10 × 1	31	16	YZG1-6-M10 × 1-φ6
6	M14 × 1.5	38	16	YZG1-6-M14 × 1.5-φ6
6	M20 × 1.5	42	16	YZG1-6-M20 × 1.5-φ6
14	M20 × 1.5	45	24.5	YZG1-6-M20 × 1.5-φ14
14	G1/2"	45	24.5	YZG1-6-G1/2" -φ14

YZG1-7 压力表直通穿板接头 Wall-separating manometer straight-through sleeve



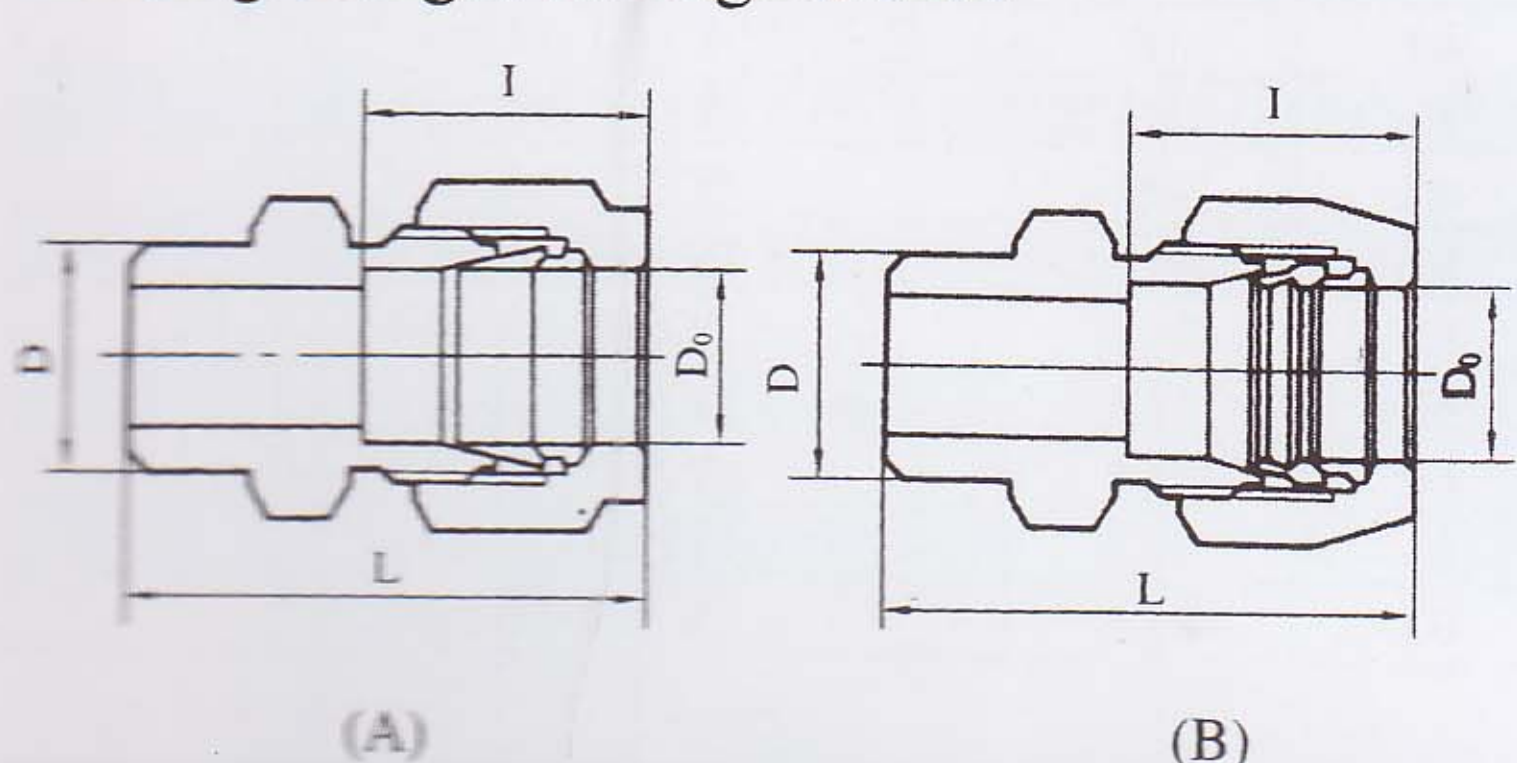
D ₀	d ₀	L	I	代号 Code No
6	M10 × 1	55	16	YZG1-7-M10 × 1-φ6
6	M14 × 1.5	62	16	YZG1-7-M14 × 1.5-φ6
6	M20 × 1.5	66	16	YZG1-7-M20 × 1.5-φ6
14	M20 × 1.5	69	24.5	YZG1-7-M20 × 1.5-φ14
14	G1/2"	69	24.5	YZG1-7-G1/2" -φ14

YZG1-8 组合直通接头 Combined straightthrough sleeve



D ₀	D	L	I	代号 Code No
4	4	41	16	YZG1-8A-φ4
5	5	41	16	YZG1-8A-φ5
6	6	43	16	YZG1-8A-φ6
8	6	47.5	20.5	YZG1-8A-φ8
10	10	49.5	20.5	YZG1-8A-φ10
12	12	52.5	23.5	YZG1-8A-φ12
14	14	54.5	24.5	YZG1-8A-φ14
16	16	56.5	25.5	YZG1-8B-φ16
18	18	56.5	26.5	YZG1-8B-φ18

YZG1-9 焊接直通接头 Welding straight-through sleeve



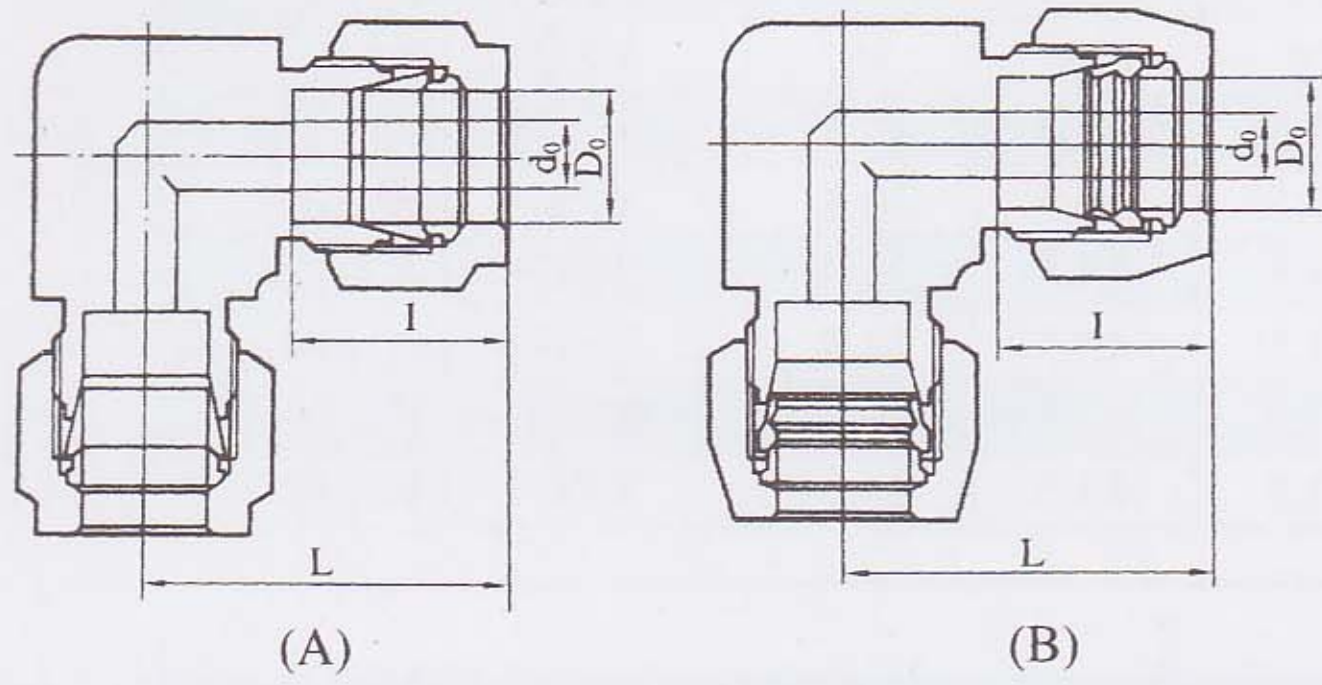
D ₀	D	L	I	代号 Code No
4	8	31	16	YZG1-9A-φ4-φ8
5	8	31	16	YZG1-9A-φ5-φ8
6	10	32.7	16	YZG1-9A-φ6-φ10
8	11	41.5	20.5	YZG1-9A-φ8-φ11
10	13	41.5	20.5	YZG1-9A-φ10-φ13
12	15	45.5	23.5	YZG1-9A-φ12-φ15
14	17	48.5	24.5	YZG1-9A-φ14-φ17
16	19	50.5	25.5	YZG1-9B-φ16-φ19
18	21	50.5	25.5	YZG1-9B-φ18-φ21

YZG1S 系列钢制双卡套式管接头

Pipe connector of cutting sleeve type

YZG1-10 弯通中间接头

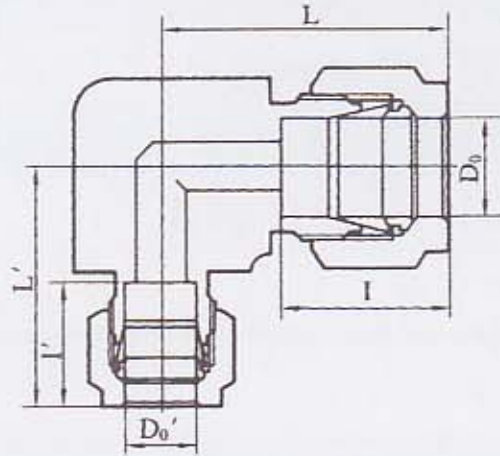
Right-angle sleeve



D ₀	d ₀	L	I	代号 Code No
4	3	28	16	YZG1-10A-φ4
5	3.5	28	16	YZG1-10A-φ5
6	4	29	16	YZG1-10A-φ6
8	6	33.5	20.5	YZG1-10A-φ8
10	8	36.5	20.5	YZG1-10A-φ10
12	10	38.5	23.5	YZG1-10A-φ12
14	12	40.5	24.5	YZG1-10A-φ14
16	14	42.5	25.5	YZG1-10B-φ16
18	15	43.5	25.5	YZG1-10B-φ18

YZG1-11 异径弯通中间接头

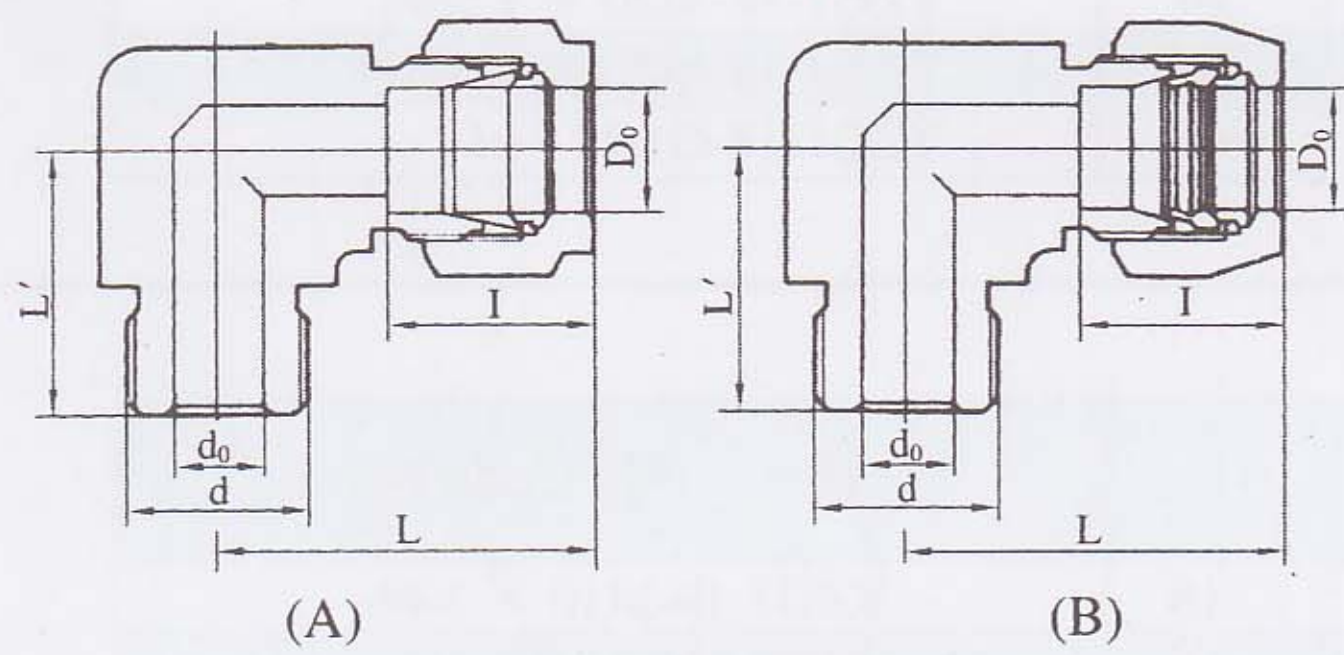
Reducing right-angle Union



D ₀	D ₀ '	L	L'	I	I'	代号 Code No
12	6	38.5	31	23.5	16	YZG1-11-φ6-φ12
12	8	38.5	35.5	23.5	20.5	YZG1-11-φ8-φ12
14	6	40.5	31	24.5	16	YZG1-11-φ6-φ14
14	8	40.5	35.5	24.5	20.5	YZG1-11-φ8-φ14
14	10	40.5	36.5	24.5	20.5	YZG1-11-φ10-φ14

YZG1-12 弯通终端接头

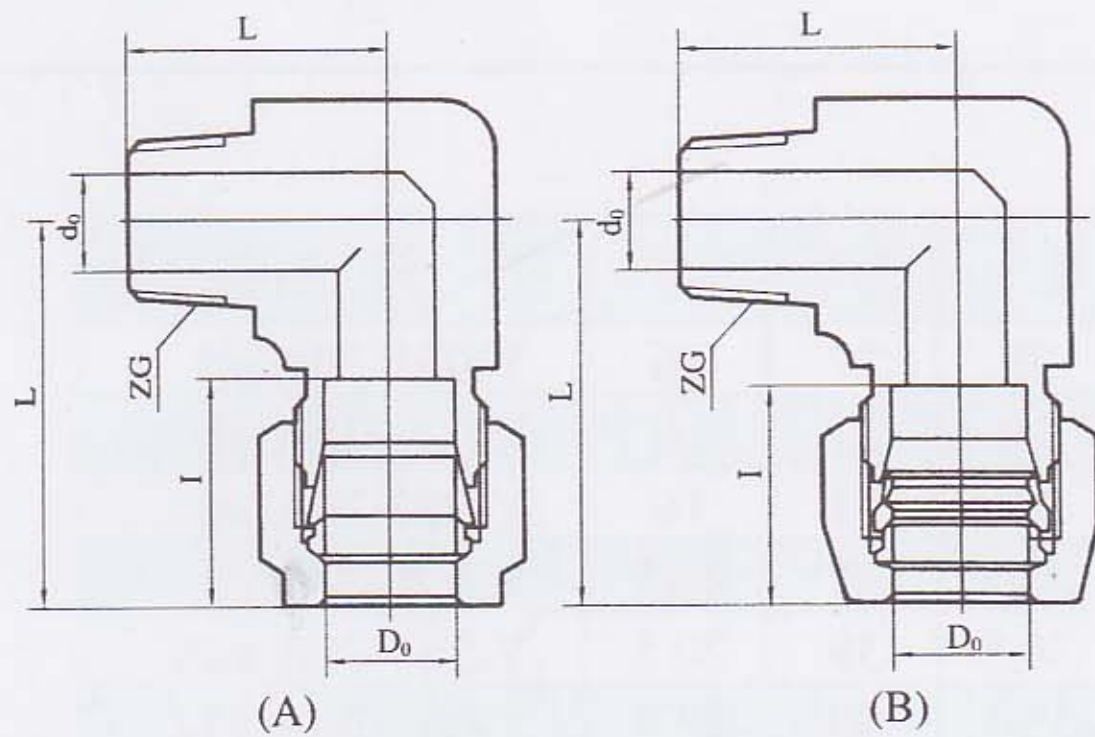
Extreme right-angle Piping Connector



D ₀	d	d ₀	L	L'	I	代号 Code No
4	M10 × 1	3	30	20	16	YZG1-12A-M10 × 1-φ4
6	M10 × 1	4	32	20	16	YZG1-12A-M10 × 1-φ6
8	M10 × 1	5	35.5	22	20.5	YZG1-12A-M10 × 1-φ8
10	M14 × 1.5	8	39.5	29	20.5	YZG1-12A-14 × 1.5-φ10
12	M18 × 1.5	10	43.5	33	23.5	YZG1-12A-18 × 1.5-φ12
14	M18 × 1.5	10	45.5	34	24.5	YZG1-12A-18 × 1.5-φ14
14	M20 × 1.5	11	45.5	34	24.5	YZG1-12A-20 × 1.5-φ14
16	M22 × 1.5	13	47.5	35	26.5	YZG1-12B-22 × 1.5-φ16
18	M22 × 1.5	15	48.5	37	26.5	YZG1-12B-22 × 1.5-φ18

YZG1-13 弯通终端锥接头

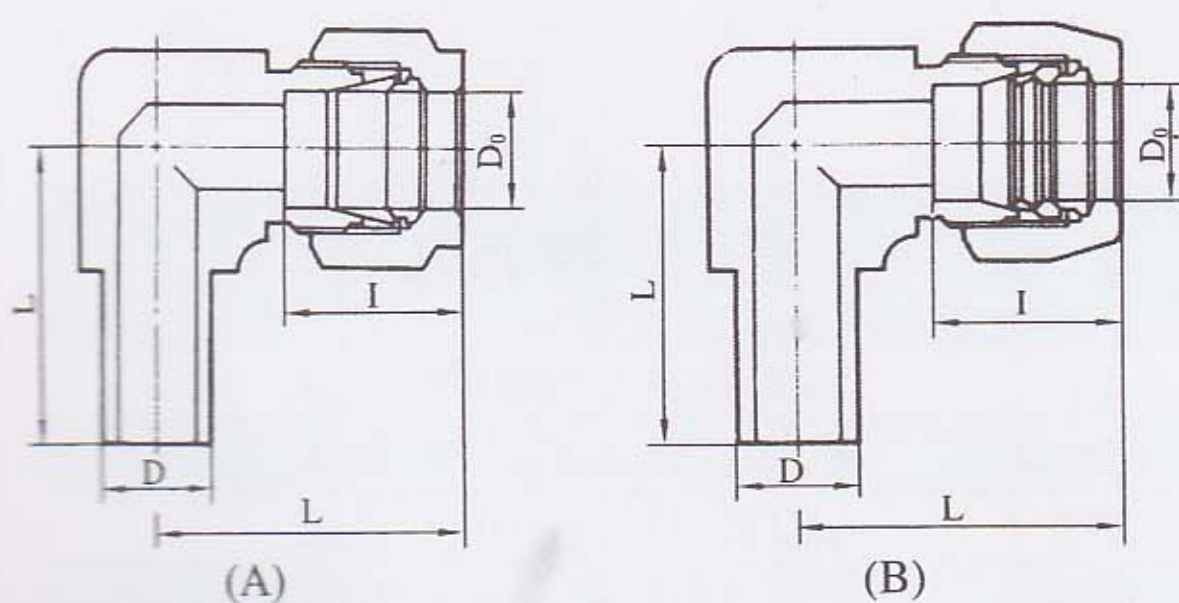
Extreme right-angle Connector for Conical Pipe



D ₀	ZG	d ₀	L	L'	I	代号 Code No
4	ZG1/8"	3	28	22	16	YZG1-13A-ZG1/8" - φ4
5	ZG1/8"	3.5	28	22	16	YZG1-13A-ZG1/8" - φ6
6	ZG1/8"	4	29	22	16	YZG1-13A-ZG1/8" - φ8
8	ZG1/4"	6	33.5	27	20.5	YZG1-13A-ZG1/4" - φ10
10	ZG1/4"	8	36.5	27	20.5	YZG1-13A-ZG1/4" - φ12
12	ZG3/8"	10	38.5	28	23.5	YZG1-13A-ZG3/8" - φ14
14	ZG1/2"	12	40.5	36	24.5	YZG1-13A-ZG1/2" - φ14
16	ZG1/2"	14	42.5	37	25.5	YZG1-13B-ZG1/2" - φ16
18	ZG3/4"	16	43.5	37	25.5	YZG1-13B-ZG3/4" - φ18

YZG1-14 组合弯通接头

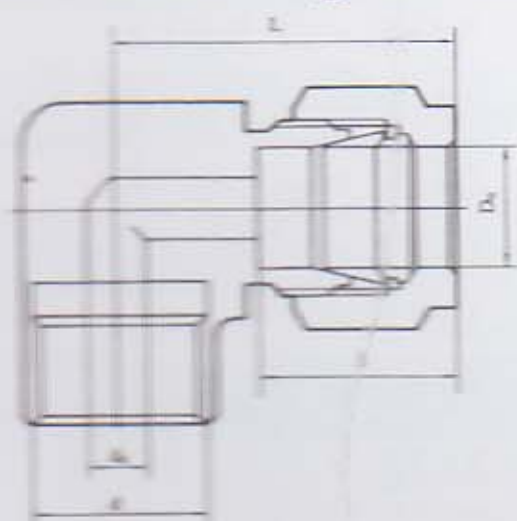
Combined right-angle Piping Connector



D ₀	D	L	L'	I	代号 Code No
4	4	28	27	16	YZG1-14A-φ4
5	5	28	27	16	YZG1-14A-φ5
6	6	29	31	16	YZG1-14A-φ6
8	8	33.5	35	20.5	YZG1-14A-φ8
10	10	36.5	39	20.5	YZG1-14A-φ10
12	12	38.5	40	23.5	YZG1-14A-φ12
14	14	40.5	41	24.5	YZG1-14A-φ14
16	16	42.5	44	25.5	YZG1-14B-φ16
18	18	43.5	45	25.5	YZG1-14B-φ18

YZG1-15 压力表弯通接头

Manometer Right-Angle Sleeve

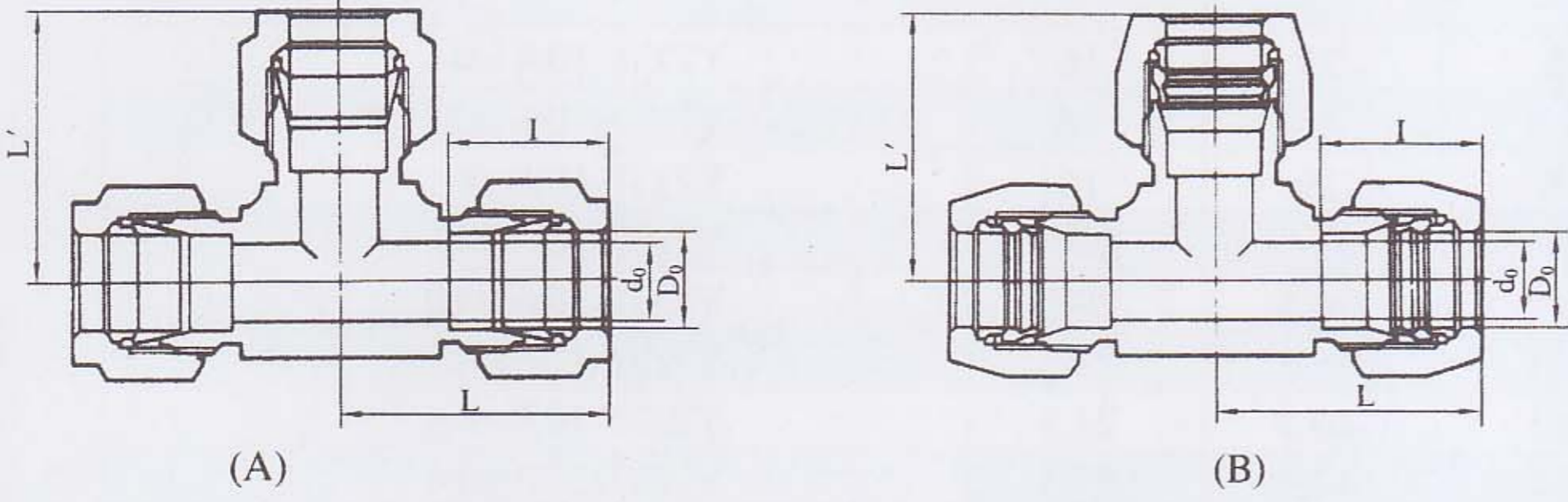


D ₀	d	d ₀	L	I	代号 Code No
6	M10 × 1	4	29.5	16	YZG1-15-M10 × 1-φ6
6	M14 × 1.5	4	31	16	YZG1-15-M14 × 1.5-φ6
6	M20 × 1.5	4	34.5	16	YZG1-15-M20 × 1.5-φ6
14	M20 × 1.5	7	34.5	24.5	YZG1-15-M20 × 1.5-φ14
14	G1/2"	7	34.5	24.5	YZG1-15-G1/2" - φ14

YZG1S 系列钢制双卡套式管接头

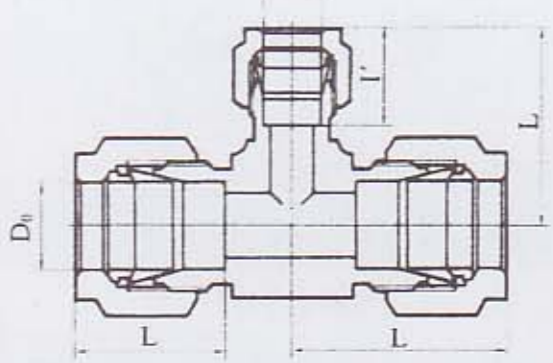
Pipe connector of cutting sleeve type

YZG1-16 三通中间接头
T-pipe Connector



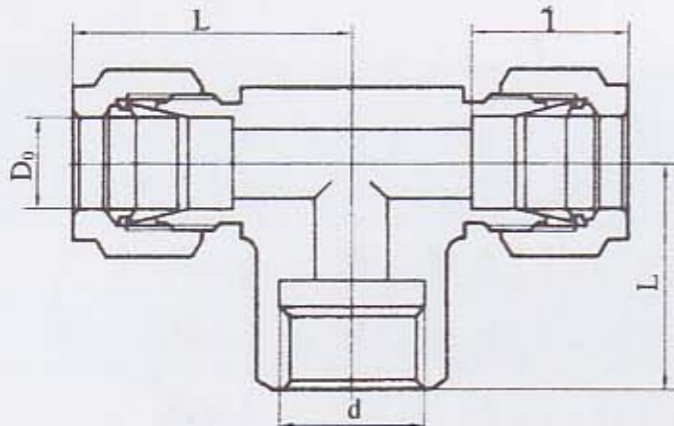
D ₀	d ₀	L	L'	I	代 号 Code No
4	3	28	28	16	YZG1-16A-ø4
5	3.5	28	28	16	YZG1-16A-ø5
6	4	29	29	16	YZG1-16A-ø6
8	6	33.5	33.5	20.5	YZG1-16A-ø8
10	8	36.5	36.5	20.5	YZG1-16A-ø10
12	10	38.5	38.5	23.5	YZG1-16A-ø12
14	12	40.5	40.5	24.5	YZG1-16A-ø14
16	14	42.5	42.5	25.5	YZG1-16B-ø16
18	15	43.5	43.5	25.5	YZG1-16B-ø18

YZG1-17 异径三通中间接头
Reducing T-pipe Connector



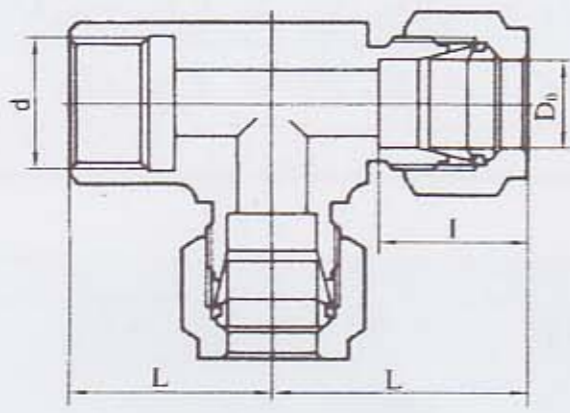
D ₀	D ₀ '	L	L'	I	I'	代 号 Code No
12	6	34.5	31	23.5	16	YZG1-17-ø6-ø12
12	8	34.5	35.5	23.5	20.5	YZG1-17-ø8-ø12
14	6	36.5	31	24.5	16	YZG1-17-ø6-ø14
14	8	36.5	35.5	24.5	20.5	YZG1-17-ø8-ø14
14	10	36.5	36.5	24.5	20.5	YZG1-17-ø10-ø14

YZG1-18 压力表三通接头(一)
Manpmeter T-pipe Connector(1)



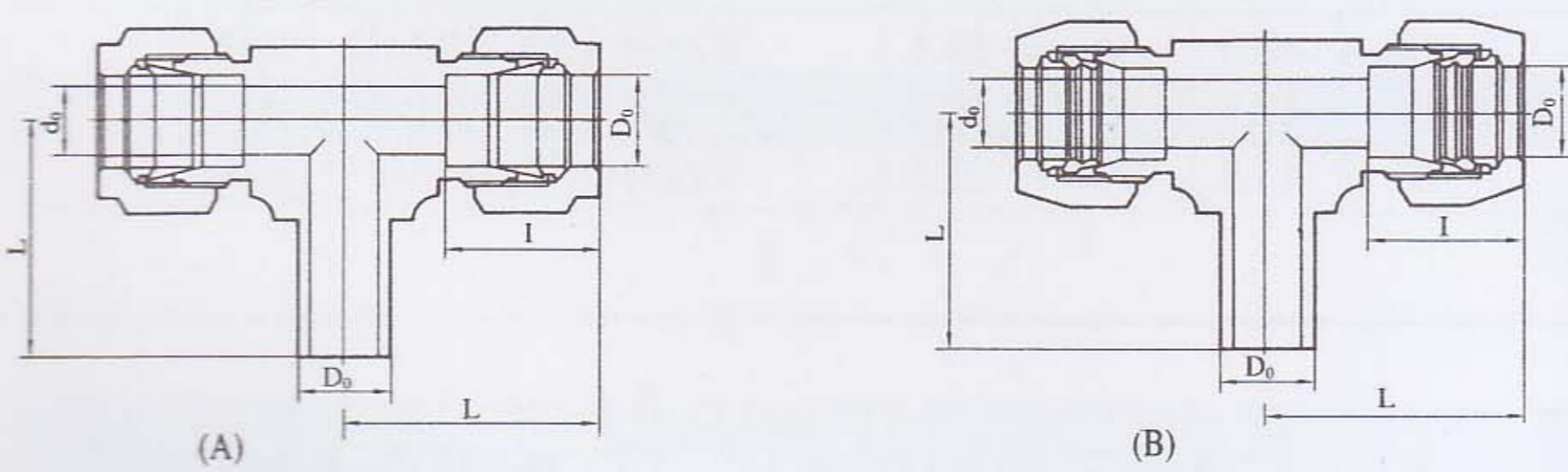
D ₀	d	L	L'	I	代 号 Code No
6	M10 × 1	29.5	35	16	YZG1-18-M10 × 1-ø6
6	M14 × 1.5	31	35	16	YZG1-18-M14 × 1.5-ø6
6	M20 × 1.5	34.5	40	16	YZG1-18-M20 × 1.5-ø6
14	M20 × 1.5	34.5	40	24.5	YZG1-18-M20 × 1.5-ø14
14	G1/2"	34.5	40	24.5	YZG1-18-G1/2" -ø14

YZG1-19 压力表三通接头(二)
Manpmeter T-pipe Connector(2)



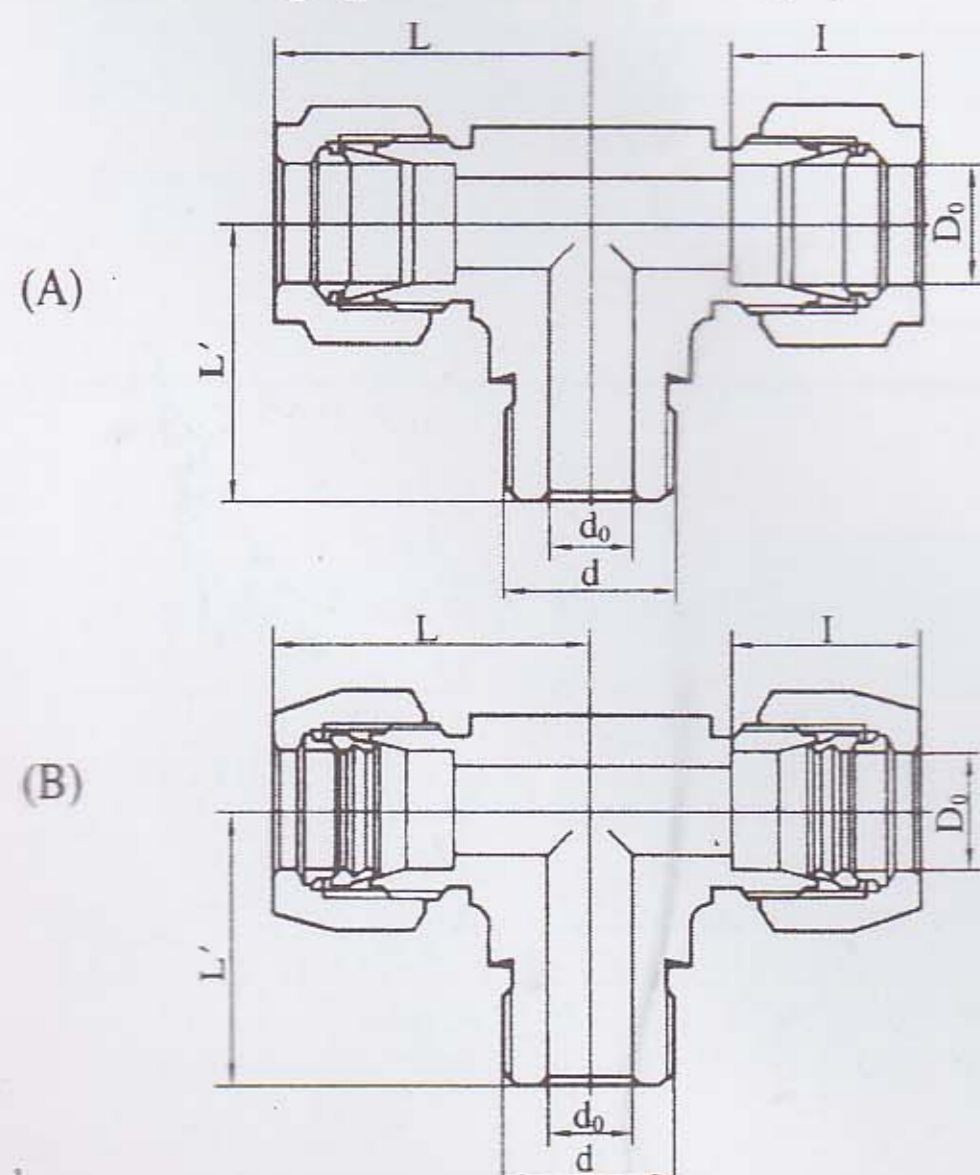
D ₀	d	L	L'	I	代 号 Code No
6	M10 × 1	29.5	35	16	YZG1-19-M10 × 1-ø6
6	M14 × 1.5	31	35	16	YZG1-19-M14 × 1.5-ø6
6	M20 × 1.5	34.5	40	16	YZG1-19-M20 × 1.5-ø6
14	M20 × 1.5	34.5	40	24.5	YZG1-19-M20 × 1.5-ø14
14	G1/2"	34.5	40	24.5	YZG1-19-G1/2" -ø14

YZG1-20 组合三通接头
Combined T-pipe Connector



D ₀	d ₀	D ₀ '	L	L'	I	代 号 Code No
4	3	4	28	27	16	YZG1-20A-ø4
5	3.5	5	28	27	16	YZG1-20A-ø5
6	4	6	29	31	16	YZG1-20A-ø6
8	6	8	33.5	35	20.5	YZG1-20A-ø8
10	8	10	36.5	39	20.5	YZG1-20A-ø10
12	10	12	38.5	40	23.5	YZG1-20A-ø12
14	12	14	40.5	41	24.5	YZG1-20A-ø14
16	14	16	42.5	44	25.5	YZG1-20B-ø16
18	15	18	43.5	45	25.5	YZG1-20B-ø18

YZG1-21 三通终端接头(一)
Extreme T-pipe Connector(1)



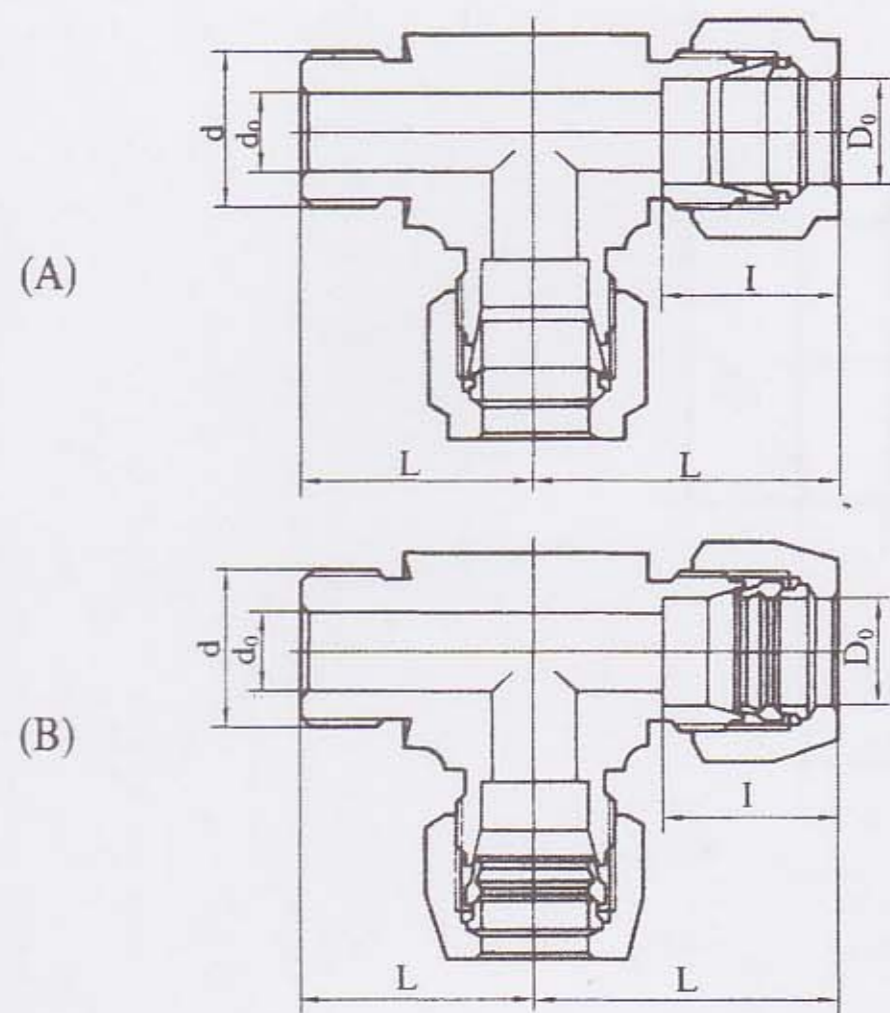
D ₀	d	d ₀	L	L'	I	代 号 Code No
4	M10 × 1	3	30	30	16	YZG1-21A-M10 × 1-ø4
6	M10 × 1	4	32	30	16	YZG1-21A-M10 × 1-ø6
8	M10 × 1	5	35.5	30	20.5	YZG1-21A-M10 × 1-ø8
10	M10 × 1	5	39.5	40	20.5	YZG1-21A-M10 × 1-ø10
10	M14 × 1.5	8	39.5	40	20.5	YZG1-21A-M14 × 1.5-ø10
12	M14 × 1.5	8	43.5	40	23.5	YZG1-21A-M14 × 1.5-ø12
12	M18 × 1.5	10	43.5	44	23.5	YZG1-21A-M18 × 1.5-ø12
14	M10 × 1	5	40	40	24.5	YZG1-21A-M10 × 1-ø14
14	M14 × 1.5	8	40	40	24.5	YZG1-21A-M14 × 1.5-ø14
14	M18 × 1.5	10	45.5	46	24.5	YZG1-21A-M18 × 1.5-ø14
14	M20 × 1.5	11	45.5	46	24.5	YZG1-21A-M20 × 1.5-ø14
16	M18 × 1.5	10	47.5	48	25.5	YZG1-21B-M18 × 1.5-ø16
16	M22 × 1.5	13	47.5	48	25.5	YZG1-21B-M22 × 1.5-ø16
18	M18 × 1.5	10	48.5	49	25.5	YZG1-21B-M18 × 1.5-ø18
18	M22 × 1.5	15	48.5	49	25.5	YZG1-21B-M22 × 1.5-ø18

YZG1S 系列钢制双卡套式管接头

Pipe connector of cutting sleeve type

YZG1-22 三通终端接头(二)

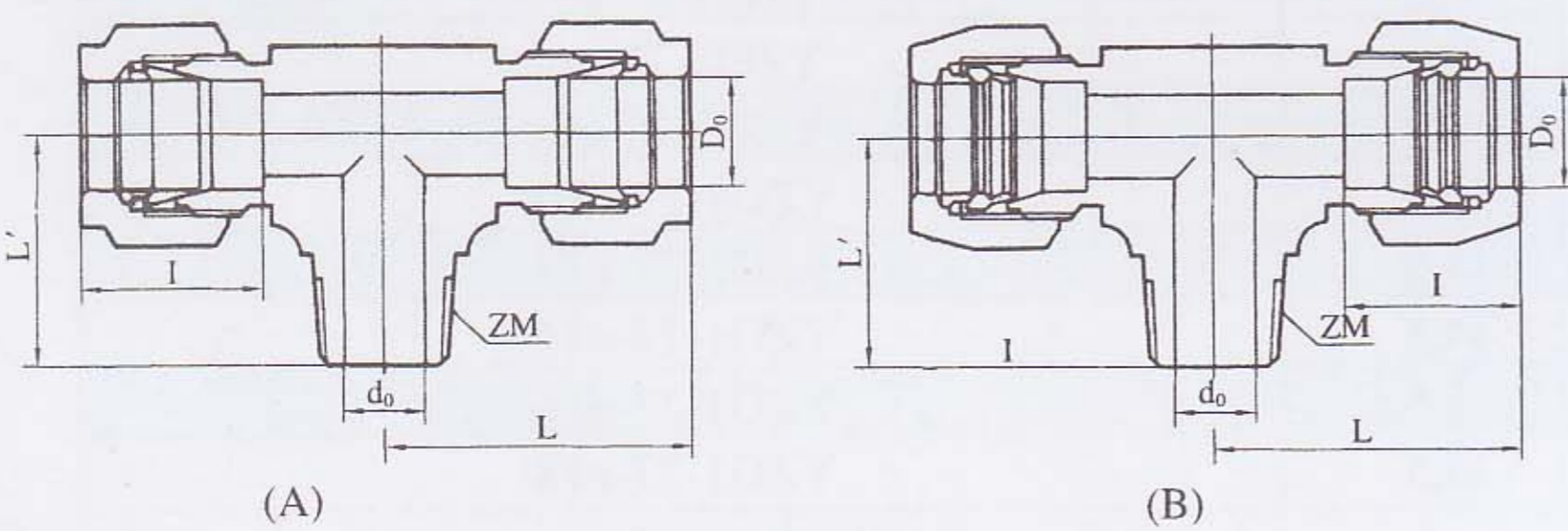
Extreme T-pipe Connector(2)



D ₀	d	d ₀	L	L'	I	代 号 Code No
4	M10 × 1	3	28	30	16	YZG1-22A-M10 × 1-φ4
6	M10 × 1	4	29	30	16	YZG1-22A-M10 × 1-φ6
8	M10 × 1	5	33.5	35	20.5	YZG1-22A-M10 × 1-φ8
10	M10 × 1	5	36.5	38	20.5	YZG1-22A-M10 × 1-φ10
10	M14 × 1.5	8	36.5	38	20.5	YZG1-22A-M14 × 1.5-φ10
12	M14 × 1.5	8	38.5	40	23.5	YZG1-22A-M14 × 1.5-φ12
12	M18 × 1.5	10	38.5	40	23.5	YZG1-22A-M18 × 1.5-φ12
14	M10 × 1	5	40.5	42	24.5	YZG1-22A-M10 × 1-φ14
14	M14 × 1.5	8	40.5	44	24.5	YZG1-22A-M14 × 1.5-φ14
14	M18 × 1.5	10	40.5	48	24.5	YZG1-22A-M18 × 1.5-φ14
14	M20 × 1.5	11	40.5	48	24.5	YZG1-22A-M20 × 1.5-φ14
16	M18 × 1.5	10	42.5	50	25.5	YZG1-22B-M18 × 1.5-φ16
16	M22 × 1.5	13	42.5	50	25.5	YZG1-22B-M22 × 1.5-φ16
18	M18 × 1.5	10	43.5	50	25.5	YZG1-22B-M18 × 1.5-φ18
18	M22 × 1.5	15	43.5	50	25.5	YZG1-22B-M22 × 1.5-φ18

YZG1-23 三通终锥管接头(一)

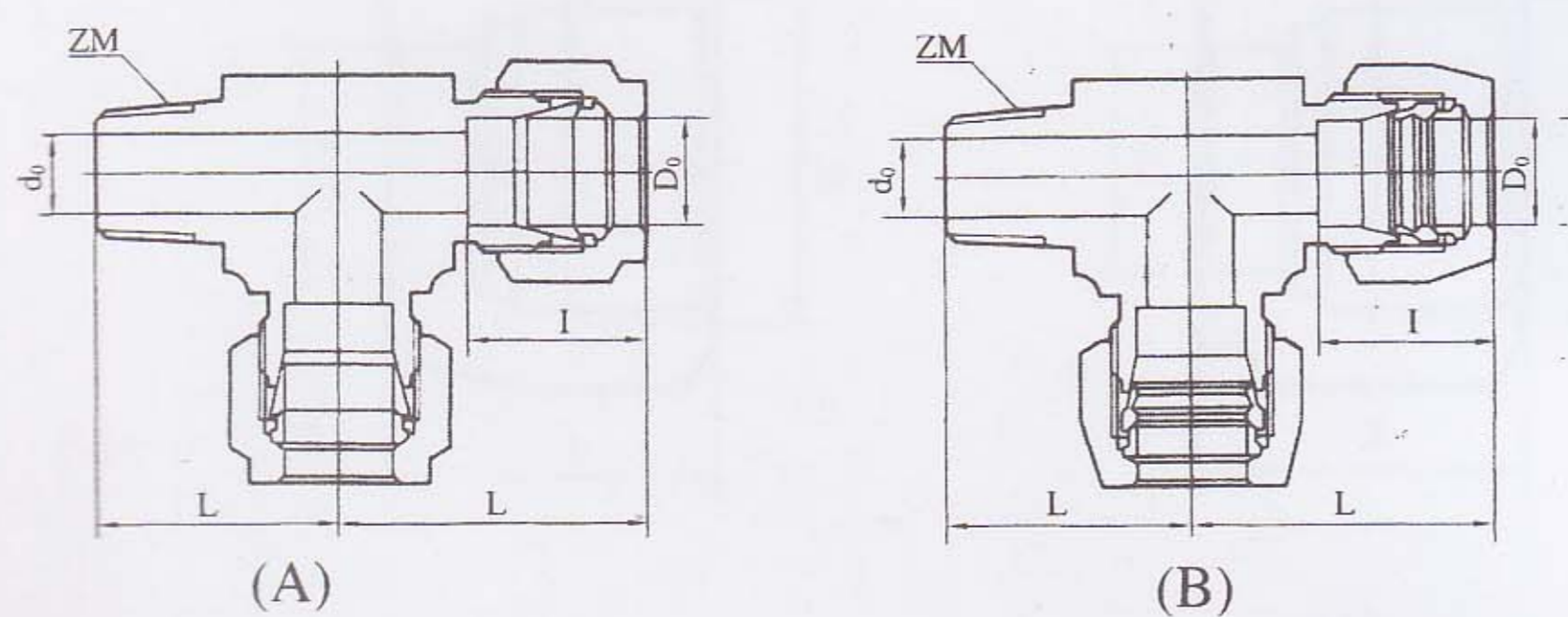
Extreme T-pipe Connector for Conical Pipe(1)



D ₀	ZG	d ₀	L	L'	I	代 号 Code No
4	ZG1/8"	3	28	22	16	YZG1-23A-ZG1/8" -φ4
5	ZG1/8"	3.5	28	22	16	YZG1-23A-ZG1/8" -φ5
6	ZG1/8"	4	29	22	16	YZG1-23A-ZG1/8" -φ6
8	ZG1/4"	6	33.5	27	20.5	YZG1-23A-ZG1/8" -φ8
10	ZG1/4"	8	36.5	27	20.5	YZG1-23A-ZG1/8" -φ10
12	ZG3/8"	10	38.5	28	23.5	YZG1-23A-ZG3/8" -φ12
14	ZG1/2"	12	40.5	36	24.5	YZG1-23A-ZG1/2" -φ14
16	ZG1/2"	14	42.5	37	25.5	YZG1-23B-ZG1/2" -φ16
18	ZG3/4"	16	42.5	37	25.5	YZG1-23B-ZG3/4" -φ18

YZG1-24 三通终端锥管接头(二)

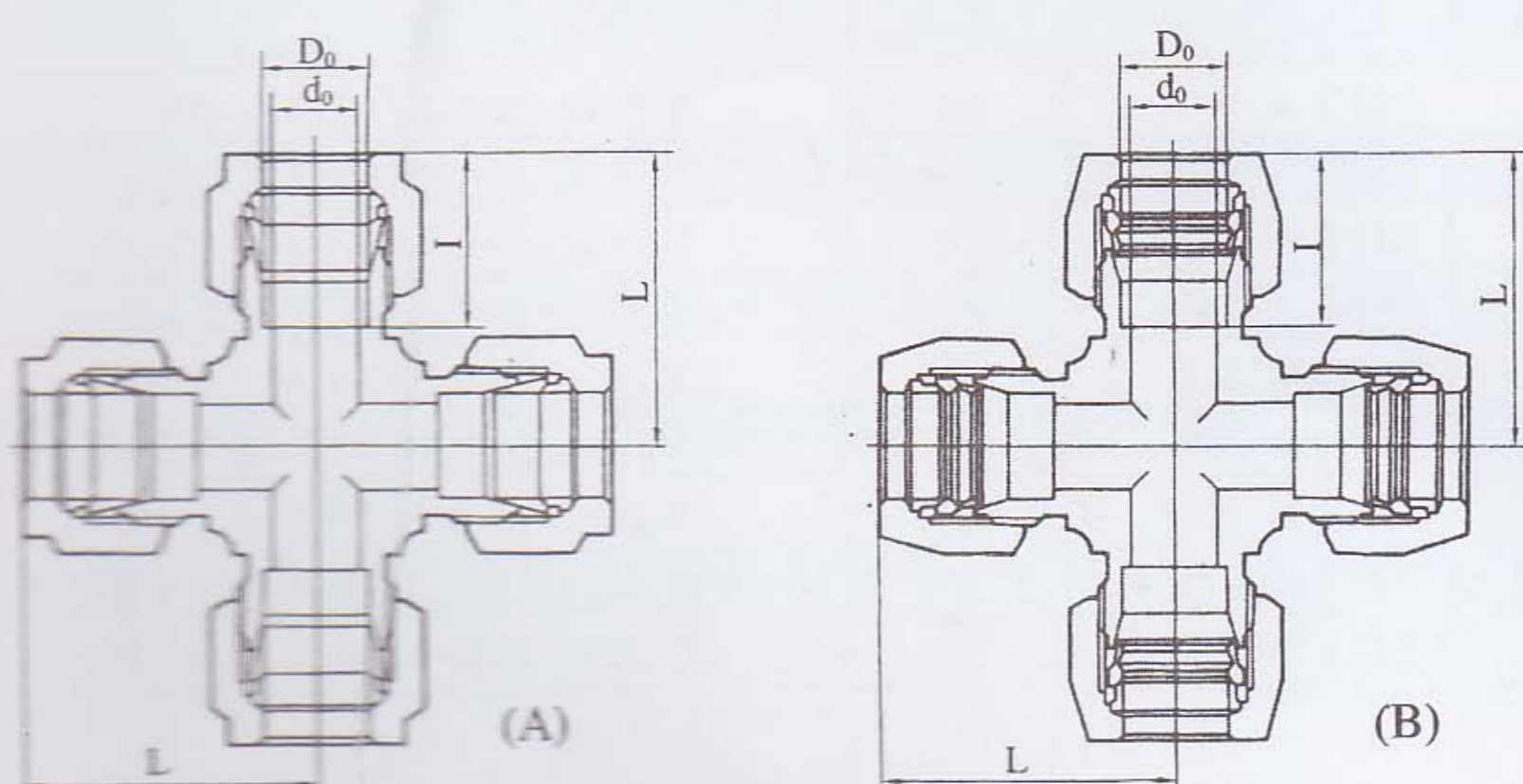
Extreme T-pipe Connector for Conical Pipe(2)



D ₀	ZG	d ₀	L	L'	I	代 号 Code No
4	ZG1/8"	3	28	22	16	YZG1-24A-ZG1/8" -φ4
5	ZG1/8"	3.5	28	22	16	YZG1-24A-ZG1/8" -φ5
6	ZG1/8"	4	29	22	16	YZG1-24A-ZG1/8" -φ6
8	ZG1/4"	6	33.5	27	20.5	YZG1-24A-ZG1/8" -φ8
10	ZG1/4"	8	36.5	27	20.5	YZG1-24A-ZG1/8" -φ10
12	ZG3/8"	10	38.5	28	23.5	YZG1-24A-ZG3/8" -φ12
14	ZG1/2"	12	40.5	36	24.5	YZG1-24A-ZG1/2" -φ14
16	ZG1/2"	14	42.5	37	25.5	YZG1-24B-ZG1/2" -φ16
18	ZG3/4"	16	42.5	37	25.5	YZG1-24B-ZG3/4" -φ18

YZG1-25 四通中间接头

Crossbar Connector

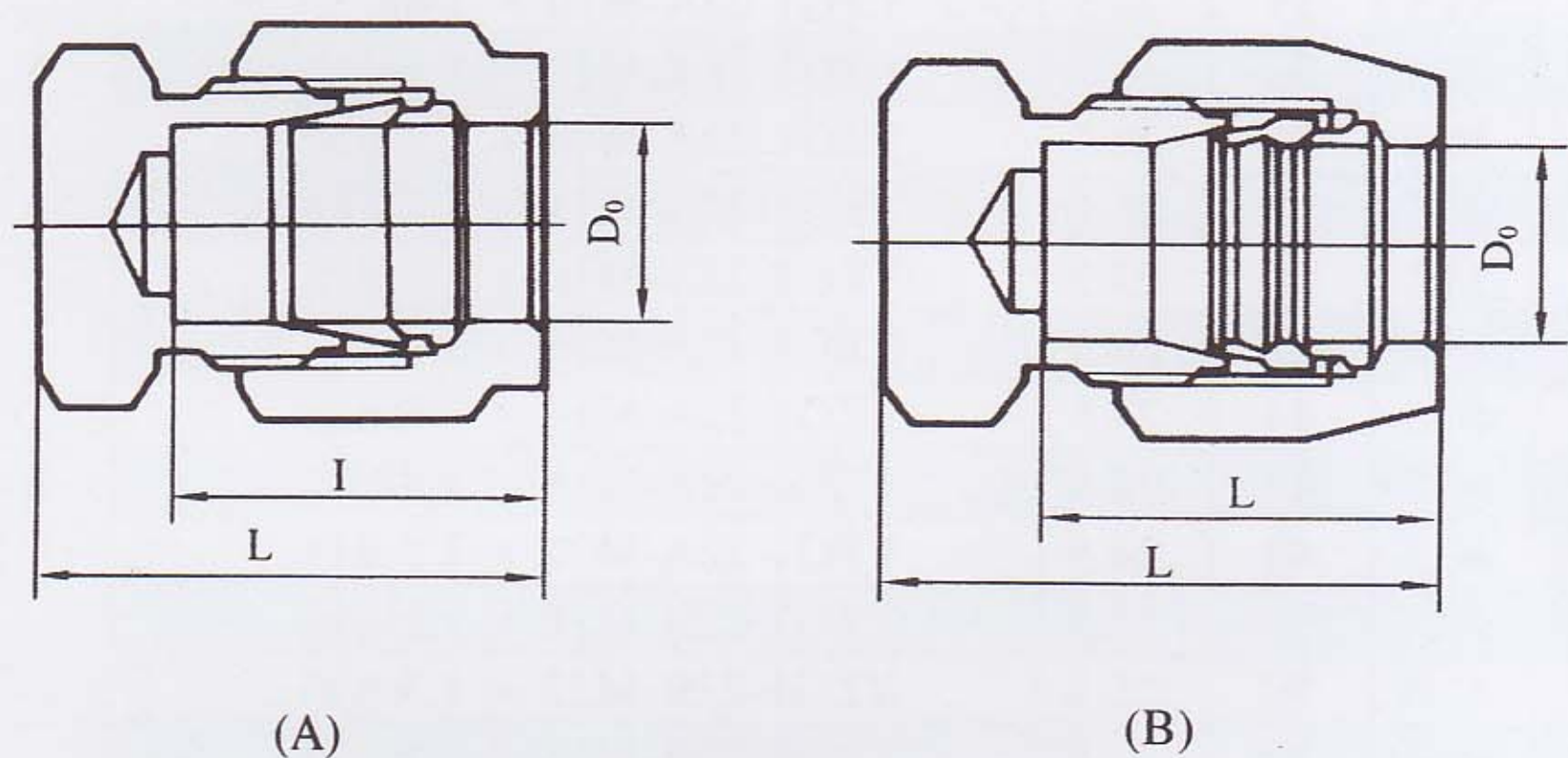


D ₀	d ₀	L	L'	I	代 号 Code No
4	3	28	28	16	YZG1-25Aφ4
5	3.5	28	28	16	YZG1-25Aφ5
6	4	29	29	16	YZG1-25Aφ6
8	6	33.5	33.5	20.5	YZG1-25Aφ8
10	8	36.5	36.5	20.5	YZG1-25Aφ10
12	10	38.5	38.5	23.5	YZG1-25Aφ12
14	12	40.5	40.5	24.5	YZG1-25Aφ14
16	14	42.5	42.5	25.5	YZG1-25Bφ16
18	16	43.5	43.5	25.5	YZG1-25Bφ18

YZG 1S 系列钢制双卡套式管接头

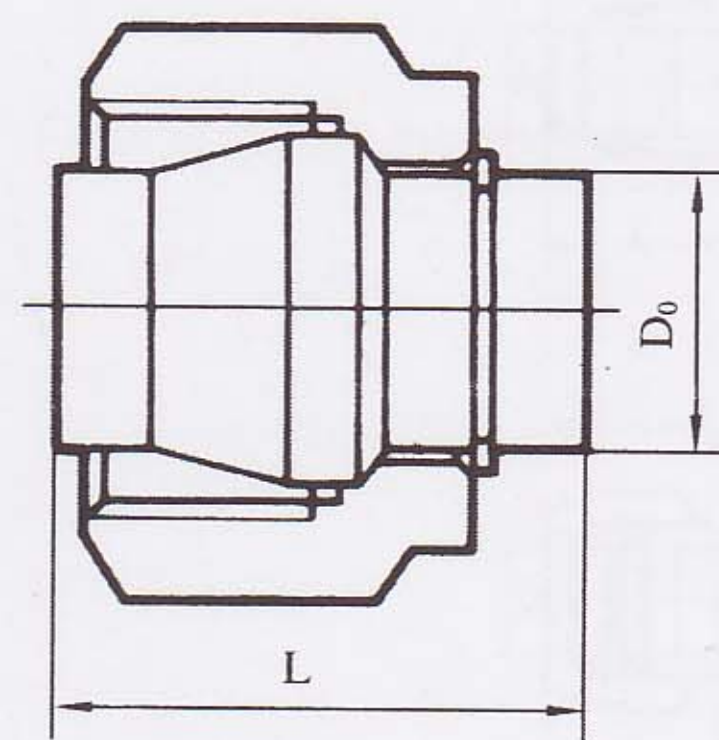
Pipe Cormector of Cutting Sleeve Type

YZG1-26 堵头(一) Ptug(1)



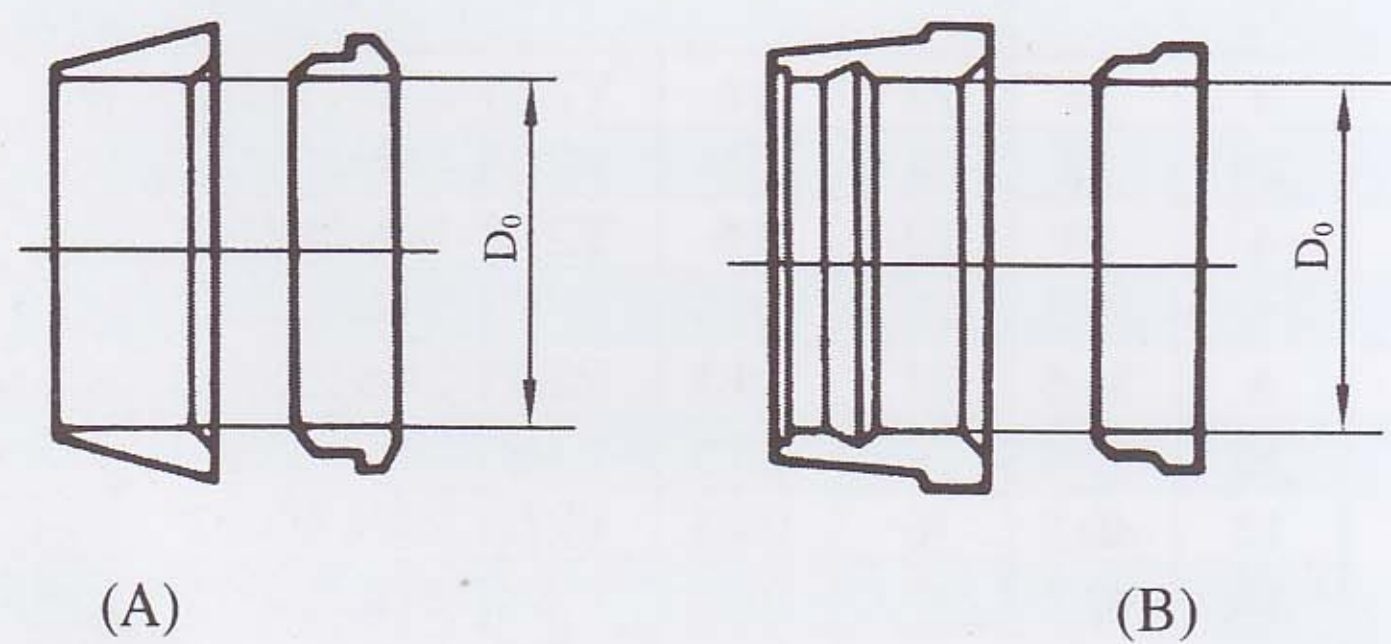
D ₀	L	I	代 号 Code No
4	26	16	YZG1-26A-φ4
5	26	16	YZG1-26A-φ5
6	26	16	YZG1-26A-φ6
8	32.5	20.5	YZG1-26A-φ8
10	32.5	20.5	YZG1-26A-φ10
12	36.5	23.5	YZG1-26A-φ12
14	36.5	24.5	YZG1-26A-φ14
16	39.5	25.5	YZG1-26B-φ16
18	39.5	25.5	YZG1-26B-φ18

YZG1-27 堵头(二) Plug(2)



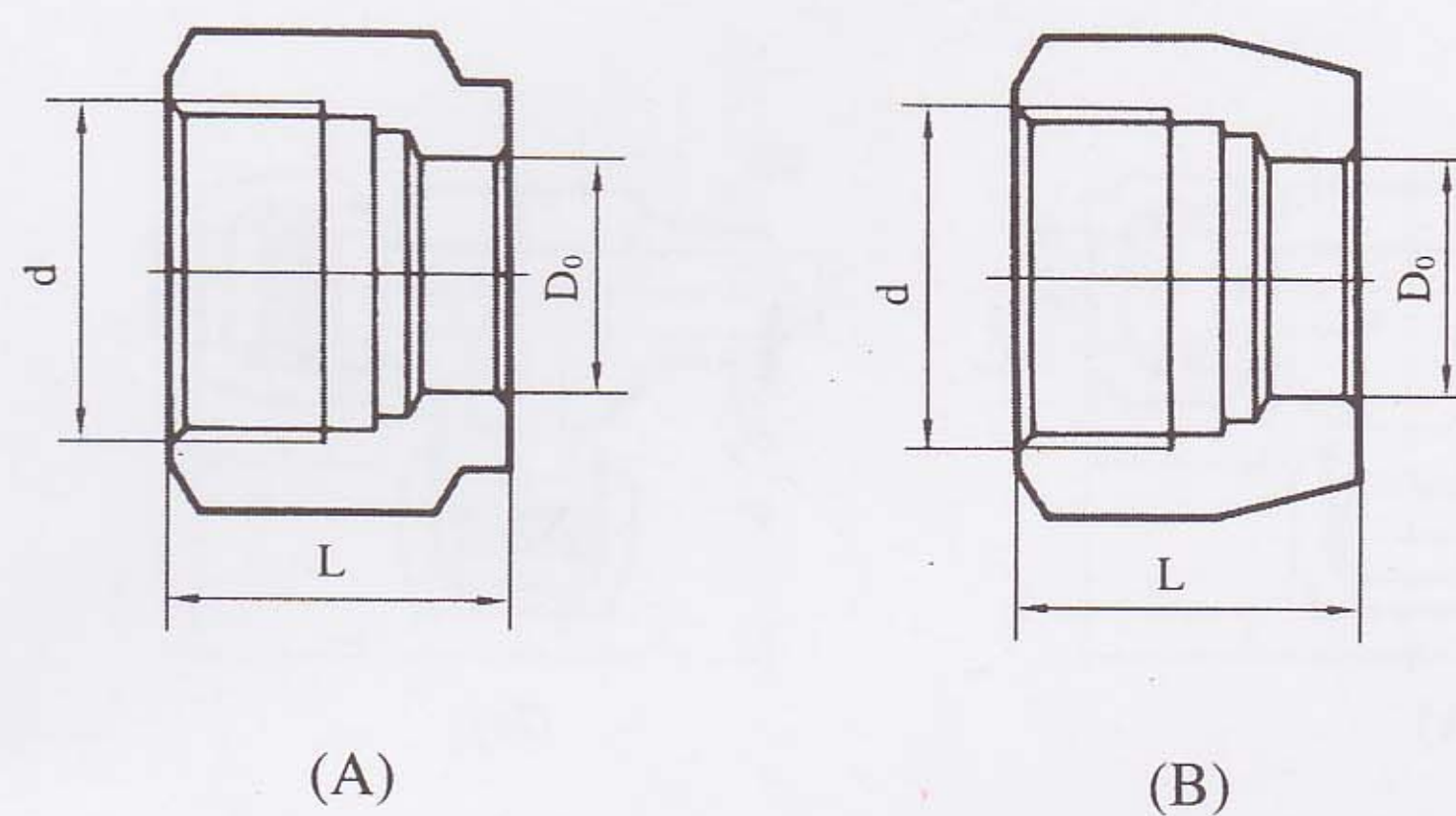
D ₀	L	代 号 Code No
4	26	YZG1-27-φ4
5	26	YZG1-27-φ5
6	26	YZG1-27-φ6
8	30.5	YZG1-27-φ8
10	30.5	YZG1-27-φ10
12	33.5	YZG1-27-φ12
14	34.5	YZG1-27-φ14
16	36.5	YZG1-27-φ16
18	36.5	YZG1-27-φ18

YZG1-28 卡套 Cutting Sleeve



D ₀	代 号 Code No
4	YZG1-28A-φ4
5	YZG1-28A-φ5
6	YZG1-28A-φ6
8	YZG1-28A-φ8
10	YZG1-28A-φ10
12	YZG1-28A-φ12
14	YZG1-28A-φ14
16	YZG1-28B-φ16
18	YZG1-28B-φ18

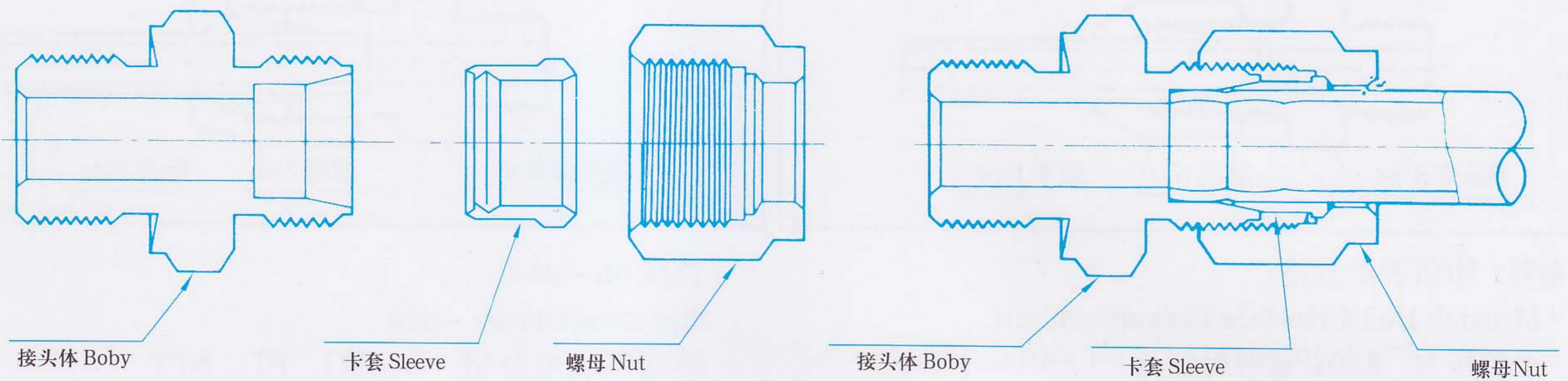
YZG1-29 螺母 Nut



D ₀	d	L	代 号 Code No
4	M10 × 1	16	YZG1-29A-M10 × 1-φ4
5	M10 × 1	16	YZG1-29A-M10 × 1-φ5
6	M12 × 1.25	18	YZG1-29A-M12 × 1.25-φ6
8	M14 × 1.5	21	YZG1-29A-M14 × 1.6-φ8
10	M16 × 1.5	22	YZG1-29A-M16 × 1.5-φ10
12	M18 × 1.5	23	YZG1-29A-M18 × 1.5-φ12
14	M20 × 1.5	23	YZG1-29A-M20 × 1.5-φ14
16	M22 × 1.5	25	YZG1-29B-M22 × 1.5-φ16
18	M24 × 1.5	25	YZG1-29B-M24 × 1.5-φ18

YZG 1D 系列钢制单卡套式管接头

Pipe Connector of Cutting Sleeve Type



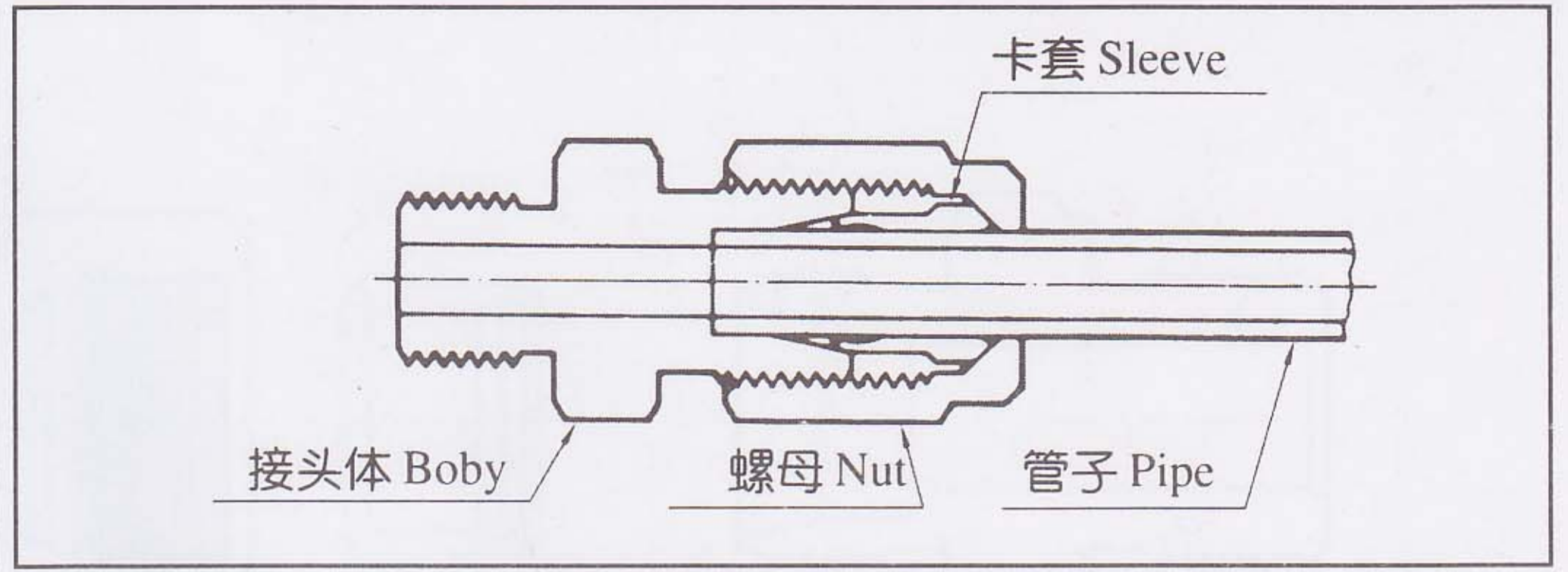
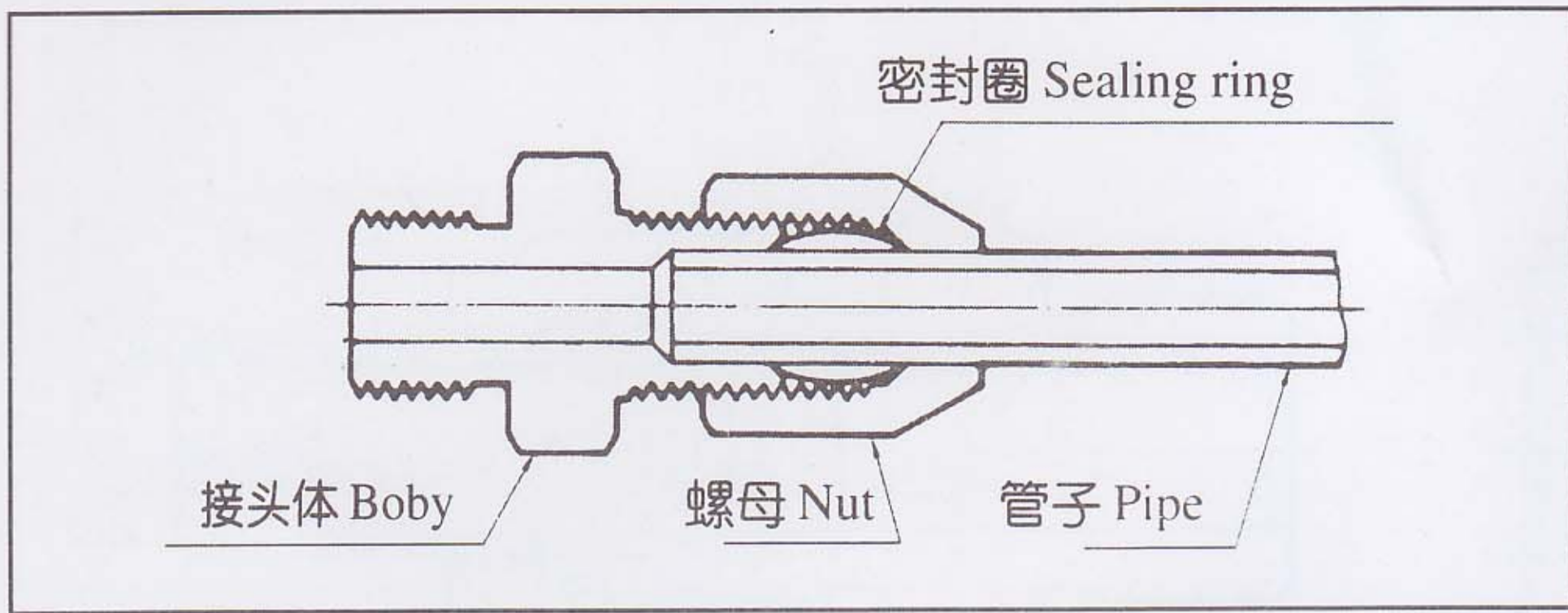
- 材料: 20、1Cr18Ni9Ti、316、316L
- Material: 20、1Cr18Ni9Ti、316、316L
- 公称压力: 16MPa、32MPa
- Pated Pressure: 16MPa、32Mpa

- 管径: $\phi 4 \sim \phi 42$
- Pipe Diameter: $\phi 4 \sim \phi 42$
- 终端螺纹可为 M、G、ZG、PT、NPT 等
- Extreme thread can be M、G、ZG、PT、NPT...

<p>YZG1D-1 直通终端 (GB3733.1-83)</p>	<p>YZG1D-2 弯通终端 (GB3738.1-83)</p>	<p>YZG1D-3 三通终端 (GB3741.1-83)</p>	<p>YZG1D-4 压力表直通 (GB3751.1-83)</p>	<p>YZG1D-5 压力表弯通 (GB3751.1-83)</p>
<p>YZG1D-6 压力表三通 (GB3737.1-83)</p>	<p>YZG1D-7 直通中间 (GB3737.1-83)</p>	<p>YZG1D-8 弯通中间 (GB3740.1-83)</p>	<p>YZG1D-9 三通中间 (GB3745.1-83)</p>	<p>YZG1D-10 四通中间 (GB3746.1-83)</p>
<p>YZG1D-11 直通穿板 (GB3748.1-83)</p>	<p>YZG1D-12 弯通穿板 (GB3749.1-83)</p>	<p>YZG1D-13 直通终端长管 (GB3735.1-83)</p>	<p>YZG1D-14 铰接管 (GB3750.1-83)</p>	<p>YZG1D-15 焊接终端 (GB3747.1-83)</p>
<p>YZG1D-16 外套螺母 (GB3759-83)</p>	<p>YZG1D-17 卡套 (GB3764-83)</p>	<p>YZG1D-18 对接直通终端 (GB3754.1-83)</p>	<p>YZG1D-19 对接弯通终端 (GB3757.1-83)</p>	<p>YZG1D-20 对接直通 (GB3756.1-83)</p>
<p>YZG1D-21 对接螺母 (GB3760.1-83)</p>	<p>YZG1D-22 锥体环 (GB3761.1-83)</p>	<p>YZG1D-23 卡套式堵头 (GB3754.1-83)</p>	<p>YZG1D-24 组合弯通 (GB3752.1-83)</p>	<p>YZG1D-25 组合三通 (GB3753.1-83)</p>

YZG2 铜制气动管路接头(铜管、尼龙管用)

Copper bayonet joint for use in pneumatic pipe (made of copper)



材料: H62(表面镀铬)

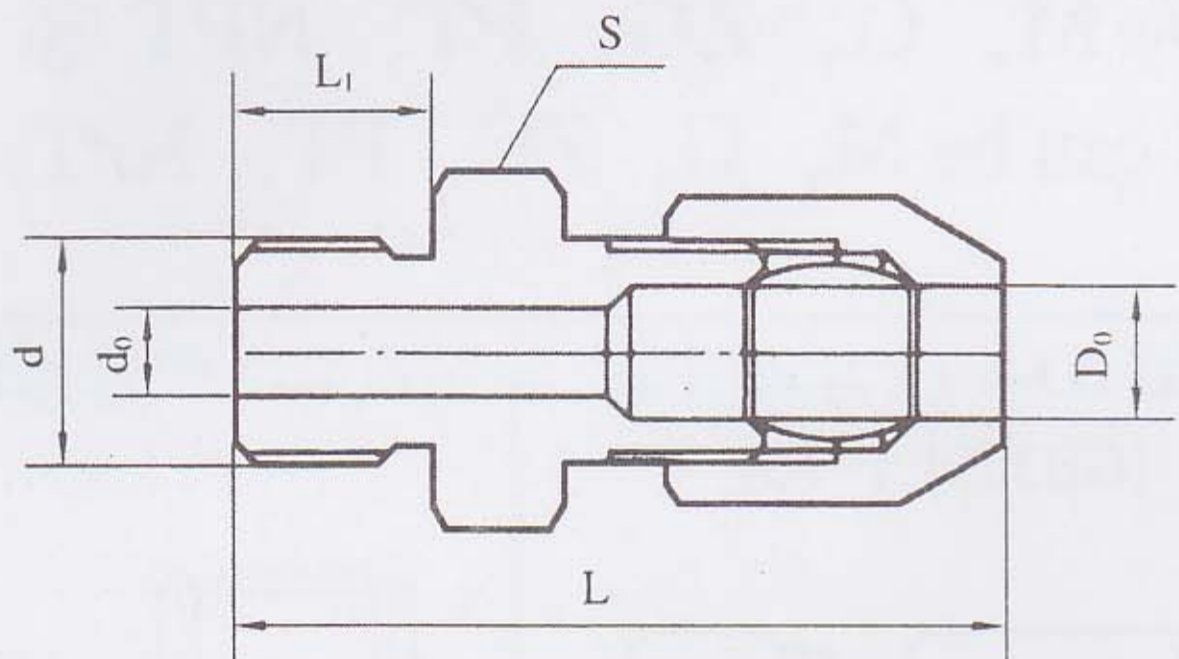
- Material: H62(Crsurface Galvani-zation)
- 公称压力: 1.0MPa(密封圈式) 1.6MPa(卡套式)
- Rated Pressure:1.0MPa(sealing Ring) 1.6MPa(Sleeve)

· 管径 $\phi 6 \sim \phi 14$

- Pipe diameter: $\phi 6 \sim \phi 14$
- 终端螺纹可为 M、G、ZG、PT、NPT
- Extreme thread can be M、G、ZG、PT、NPT

YZG2-1 直通终端接头

Extreme Straight-through Sleeve

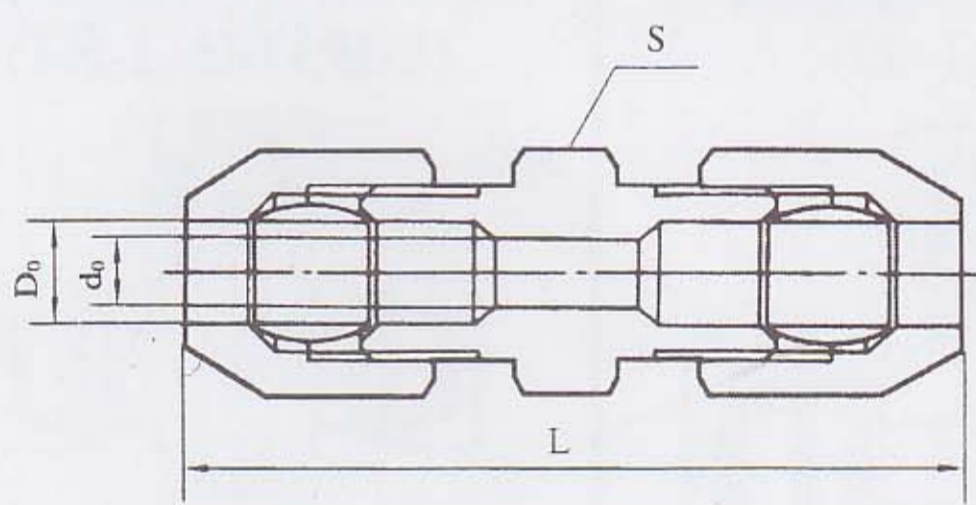


D ₀	d	d ₀	L	L ₁	S
6	M10 × 1	4	34	9	14
6	M12 × 1	4	36	10	14
6	M14 × 1.5	4	38	12	19
6	M16 × 1.5	4	38	12	19
6	M18 × 1.5	4	38	15	24
6	M20 × 1.5	4	42	15	27
6	ZG 1/2"	4	42	15	27
8	M10 × 1	5	34	9	14
8	M12 × 1	6	36	10	14
8	M14 × 1.5	6	38	12	19
8	M16 × 1.5	6	38	15	19
8	M18 × 1.5	6	38	15	24
8	M20 × 1.5	6	42	15	27

D ₀	d	d ₀	L	L ₁	S
8	ZG 1/2"	6	42	15	27
10	M14 × 1	7	38	12	19
10	M16 × 1.5	8	38	12	19
10	M18 × 1.5	8	40	15	24
10	M20 × 1.5	8	42	15	27
10	ZG 1/2"	8	42	15	27
12	M16 × 1.5	10	38	12	19
12	M18 × 1.5	10	40	15	24
12	M20 × 1.5	10	42	15	27
12	ZG 1/2"	10	42	15	27
14	M18 × 1.5	12	40	15	24
14	M20 × 1.5	12	42	15	27
14	ZG 1/2"	12	42	15	27

YZG2-2 直通中间接头

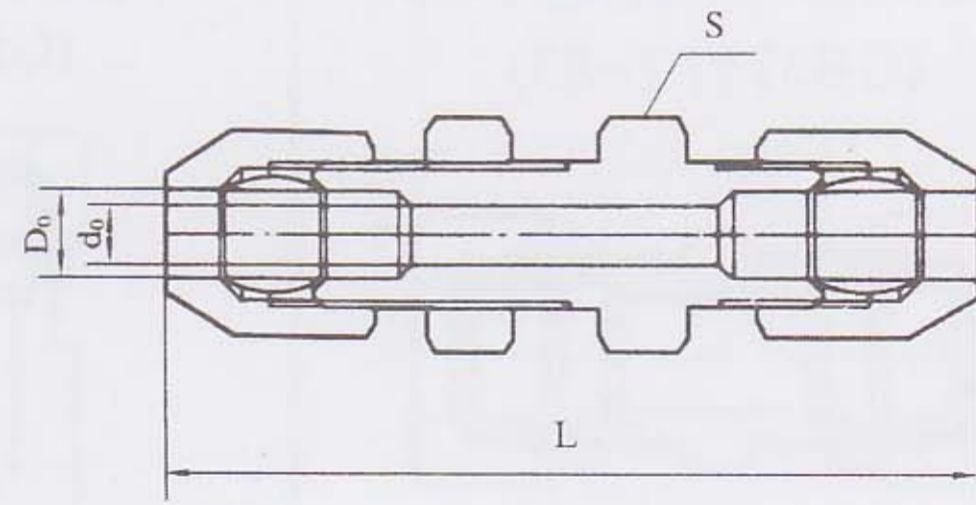
Straight-through Intermediate Sleeve



D ₀	d ₀	L	S
6	4	44	12
8	6	44	14
10	8	47	17
12	10	49	19
14	12	52	22

YZG2-3 直通穿板接头

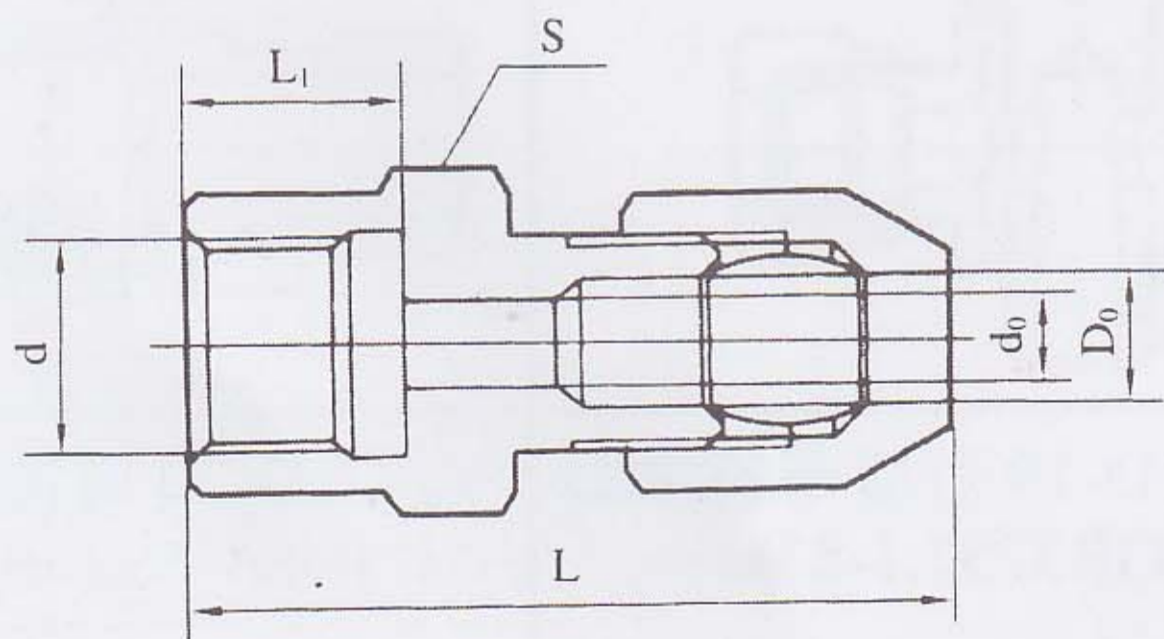
Straight-through Through-board Sleeve



D ₀	d ₀	L	S
6	4	54	12
8	6	54	14
10	8	57	17
12	10	59	19
14	12	62	22

YZG2-4 压力表直通接头

Manometer Straight-through Sleeve

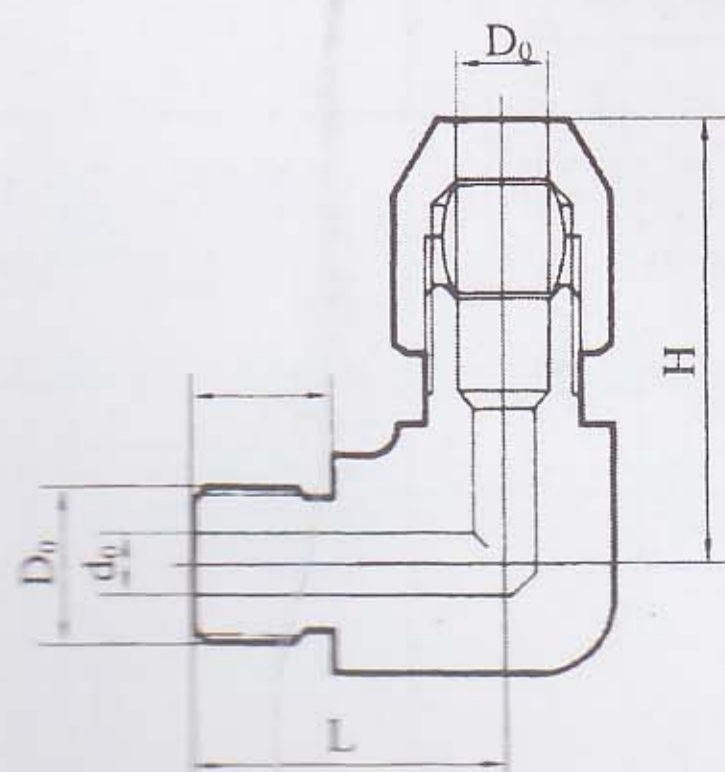


D ₀	d	d ₀	L	L ₁	S
6	M10 × 1	4	35	10	14
6	M14 × 1.5	4	39	13	19
6	M16 × 1.5	4	39	13	22
6	M20 × 1.5	4	40	13	24
6	G 1/2"	4	40	13	27
8	M14 × 1.5	6	39	13	19
8	M16 × 1.5	6	39	13	22
8	M20 × 1.5	6	40	13	24

D ₀	d	d ₀	L	L ₁	S
8	G 1/2"	6	35	40	27
10	M16 × 1.5	8	39	40	22
10	M20 × 1.5	8	39	41	24
10	G 1/2"	8	40	41	27
12	M20 × 1.5	10	40	43	24
12	G 1/2"	10	39	43	27
14	M20 × 1.5	12	39	45	24
14	G 1/2"	12	40	45	27

YZG2-5 弯通终端接头

Extreme Eibow Pipe Connector



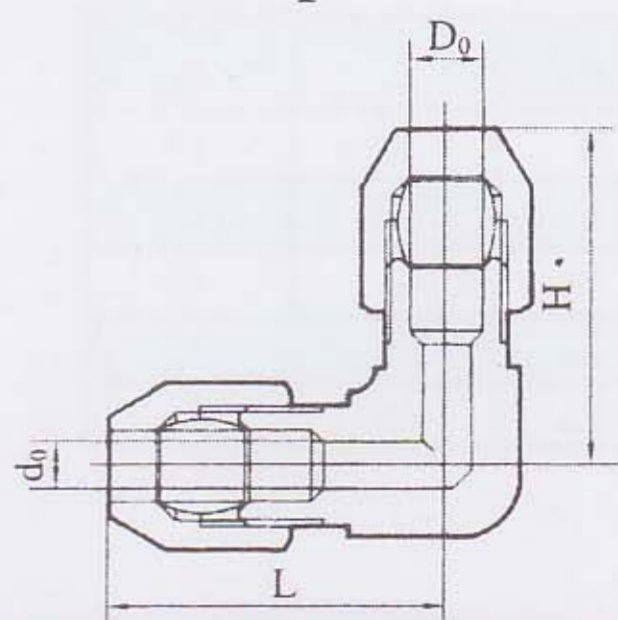
D ₀	d	d ₀	L	L ₁	H
6	M10 × 1	4	20	9	26
6	M16 × 1.5	4	23	12	30
6	G 1/4"	4	22	11	28
8	M10 × 1	6	21	9	26
8	M16 × 1.5	6	24	12	30
8	ZG 1/4"	6	23	11	28

D ₀	d	d ₀	L	L ₁	H
10	M16 × 1.5	8	25	12	31
10	ZG 1/2"	8	28	15	32
12	M16 × 1.5	10	26	12	33
12	ZG 1/2"	10	29	15	34
14	M16 × 1.5	12	27	12	33
14	ZG 1/2"	12	30	15	34

YZG2 铜制气动管路接头(铜管、尼龙管用)

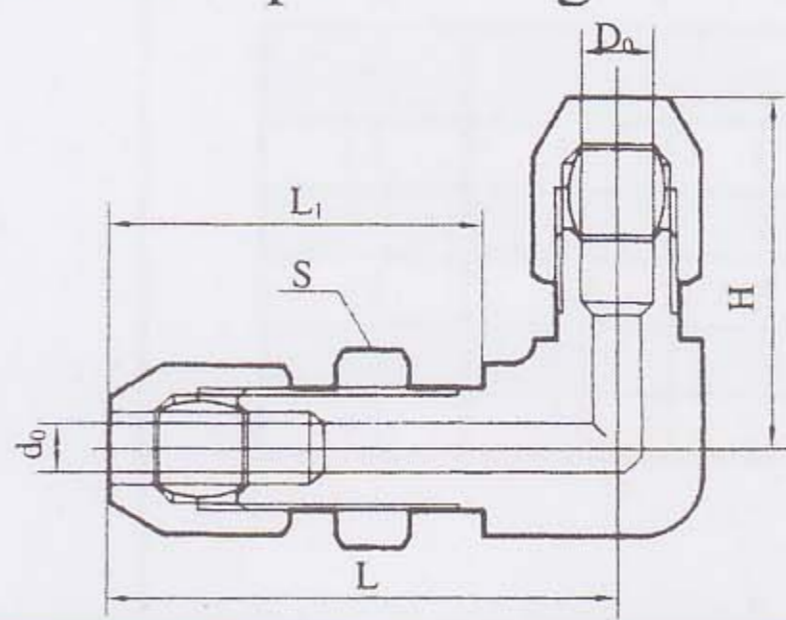
Copper bayonet joint for use in pneumatic pipe (made of copper)

YZG2-6 弯通中间接头
Eibow Pipe inter-mediate Connector



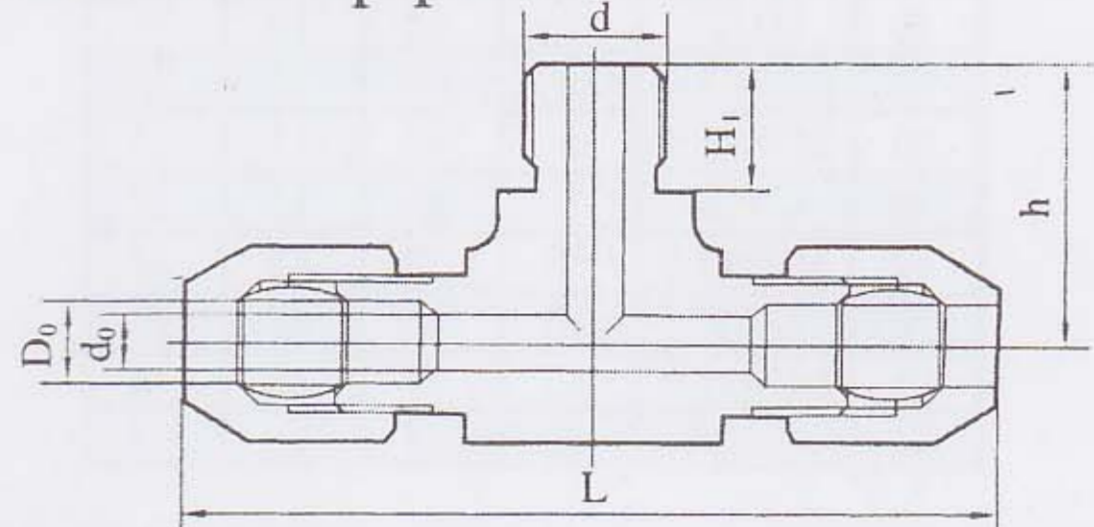
D0	d0	L	H
6	4	27	27
8	6	28	28
10	8	30	30
12	10	32	30
14	12	34	34

YZG2-7 弯通穿板接头
Eibow Pipe Through-board Connector



D0	d0	L	L1	H	S
6	4	41	20	27	14
8	6	42	20	28	17
10	8	43	20	30	17
12	10	44	22	32	19
14	12	45	22	34	22

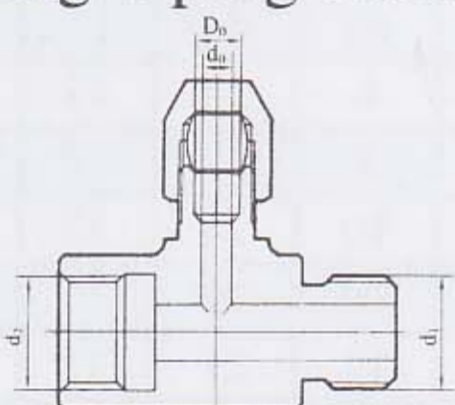
YZG2-8 三通终端接头
Extreme T-pipe Connector



D0	d	d0	L	H	H1
6	M10 × 1	4	52	20	9
6	M14 × 1.5	4	56	22	11
6	M16 × 1.5	4	60	23	12
6	ZG 1/2"	4	56	22	11
8	M10 × 1	6	52	21	9
8	M14 × 1.5	6	56	23	11
8	M16 × 1.5	6	60	24	12
8	ZG 1/4"	6	56	23	11

D0	d	d0	L	H	H1
10	M14 × 1.5	8	58	24	11
10	M16 × 1.5	8	62	25	12
10	ZG 1/4"	8	58	24	11
12	M14 × 1.5	10	62	25	11
12	M16 × 1.5	10	66	26	12
12	ZG 1/2"	10	68	29	15
14	M16 × 1.5	12	66	27	12
14	ZG 1/4"	12	68	30	15

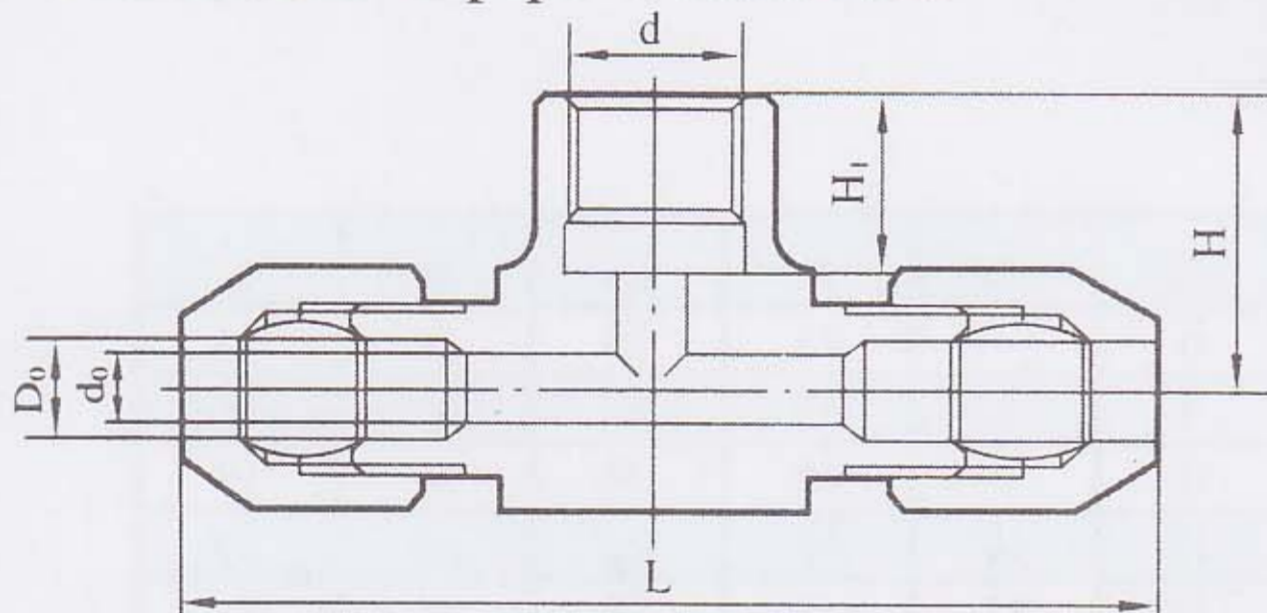
YZG2-9 调节阀三通接头
Regulating T-ping Connector



D0	d0	d1	d2
6	4	M14 × 1.5	M14 × 1.5
6	4	M16 × 1.5	M14 × 1.5
6	4	M16 × 1.5	M10 × 1.5
6	4	M16 × 1.5	M16 × 1.5
6	4	M16 × 1.5	M16 × 1.5
8	4	ZG 1/4"	M12 × 1.5

D0	d0	d1	d2
6	4	ZG 1/2"	M14 × 1.5
8	6	M16 × 1.5	M14 × 1.5
8	6	M16 × 1.5	M10 × 1
8	6	M16 × 1.5	M16 × 1.5
8	6	ZG 1/4"	M14 × 1.5
8	6	ZG 1/2"	M14 × 1.5

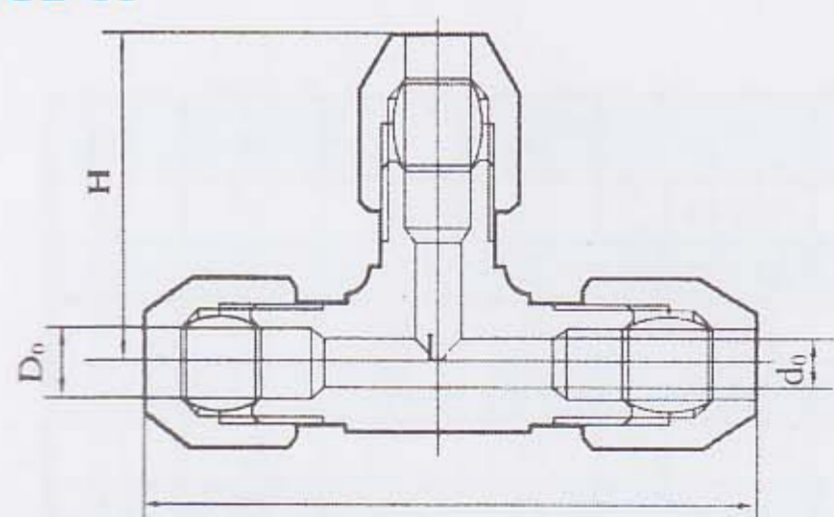
YZG2-10 压力表三通接头
Manometer T-pipe Connector



D0	d	d0	L	H	H1
6	M10 × 1	4	57	17	10
6	M14 × 1.5	4	60	21	13
6	M20 × 1.5	4	67	21	13
6	ZG 1/8"	4	57	17	10
8	M10 × 1	6	57	17	10
8	M14 × 1.5	6	60	21	13
8	M20 × 1.5	6	67	21	13
8	ZG 1/8"	6	57	17	10
10	M10 × 1	8	62	19	10

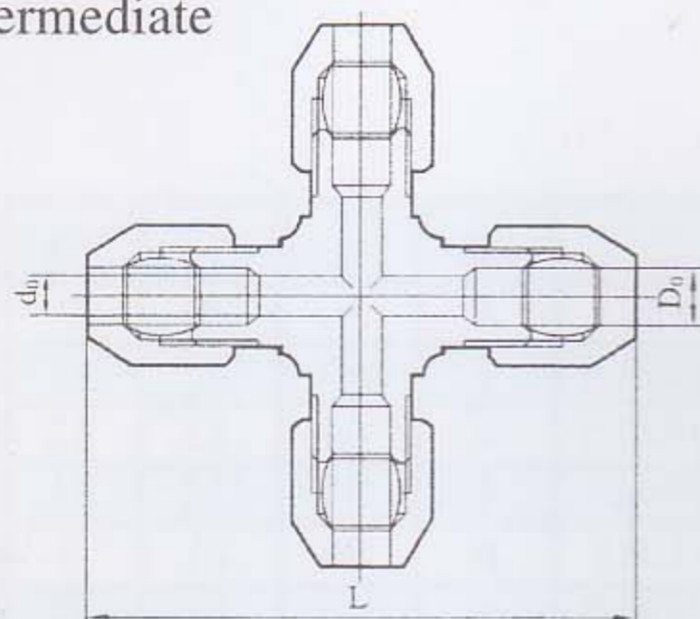
D0	d	d0	L	H	H1
10	M14 × 1.5	8	62	21	13
10	M20 × 1.5	8	62	21	13
10	G 1/2"	8	62	22	13
12	M14 × 1.5	10	67	22	13
12	M20 × 1.5	10	73	22	13
12	G 1/2"	10	67	22	13
14	M14 × 1.5	12	67	22	13
14	M20 × 1.5	12	73	22	13
14	G 1/2"	12	67	22	13

三通中间接头
T-Pipe intermediate Connector
YZG2-11



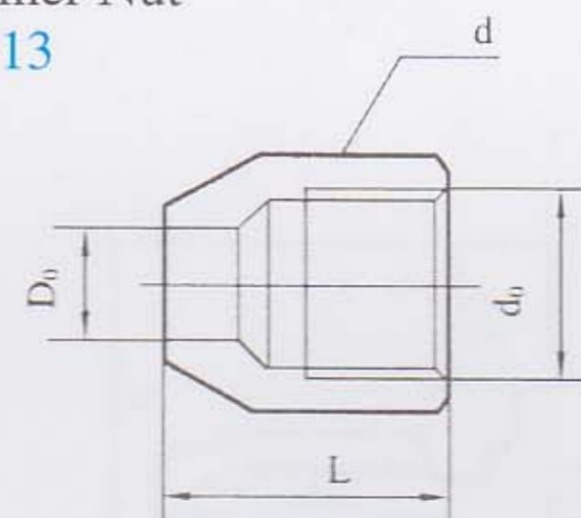
D0	d0	L	H
6	4	54	27
8	6	56	28
10	8	60	30
12	10	64	32
14	12	68	34

四通中间接头
Crossbar intermediate Connector
YZG2-12



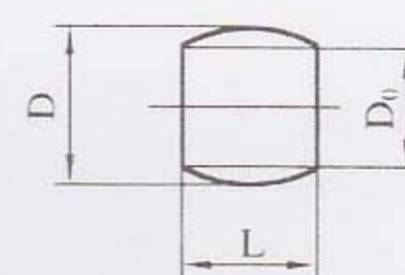
D0	d0	L
6	4	54
8	6	56
10	8	60
12	10	64
14	12	68

外套螺母
Outer Liner Nut
YZG2-13



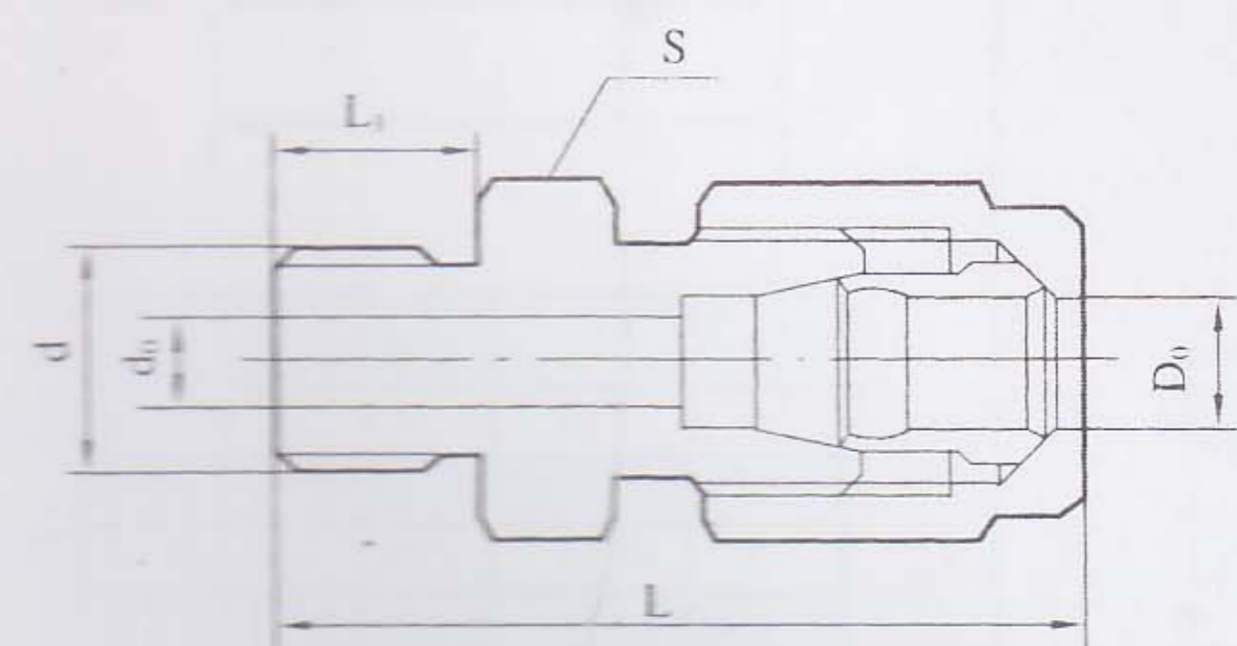
D0	d	L	S
6	M10 × 1	15	12
8	M12 × 1	15	14
10	M14 × 1	17	17
12	M16 × 1.5	19	19
14	M18 × 1.5	19	22

密封圈
YZG2-14



D0	d0	L
6	8	7
8	10	7
10	12	7
12	14	7
14	16	7

YZG2-15 直通终端接头
Extreme Straight-through Sleeve



D0	d	d0	L	L1	S
6	M10 × 1	4	36	9	14
6	M12 × 1	4	38	10	17
6	M14 × 1.5	4	40	12	19
6	M16 × 1.5	4	40	12	22
6	M18 × 1.5	4	40	15	24
6	M20 × 1.5	4	44	15	27
6	ZG 1/2"	4	44	15	27
8	M10 × 1	6	36	9	14
8	M12 × 1	6	38	10	17
8	M14 × 1.5	6	40	12	19
8	M16 × 1.5	6	40	15	22
8	M18 × 1.5	6	40	15	24
8	M20 × 1.5	6	44	15	27

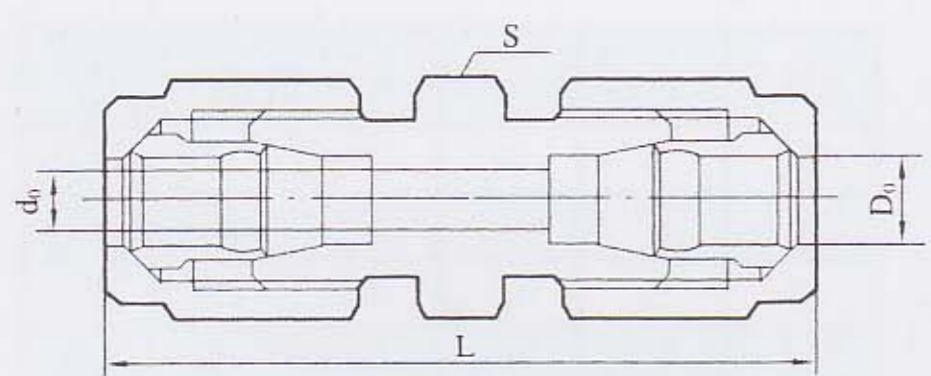
D0	d	d0	L	L1	S
8	ZG 1/2"	6	46	15	27
10	M14 × 1.5	8	42	12	19
10	M16 × 1.5	8	42	12	22
10	M18 × 1.5	8	44	15	24
10	M20 × 1.5	8	46	15	27
10	ZG 1/2"	8	46	15	27
12	M16 × 1.5	10	42	12	22
12	M18 × 1.5	10	44	15	24
12	M20 × 1.5	10	46	15	27
12	ZG 1/2"	10	46	15	27
14	M18 × 1.5	12	44	15	24
14	M20 × 1.5	12	46	15	27
14	ZG 1/2"	12	46	15	27

YZG2 铜制气动管路接头(铜管、尼龙管用)

Copper bayonet joint for use in pneumatic pipe (made of copper)

YZG2-16 直通中间接头

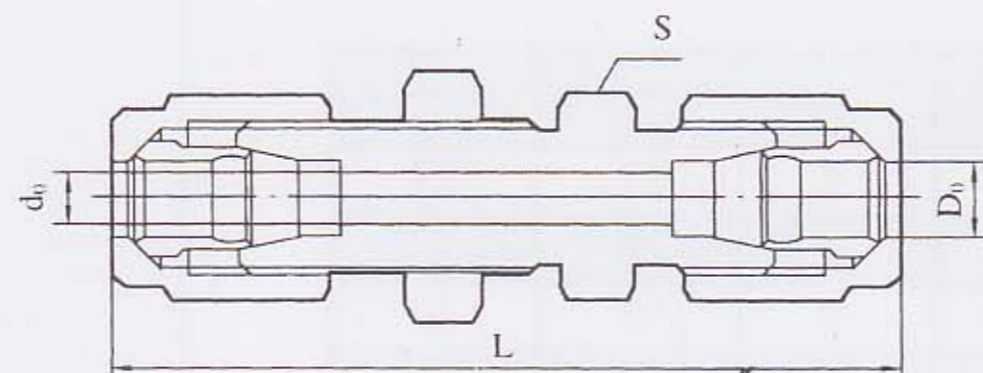
Stratght-through intermediate Sleeve



D0	d0	L	S
6	4	48	14
8	6	48	17
10	8	51	19
12	10	53	22
14	12	55	24

YZG2-17 直通穿板接头

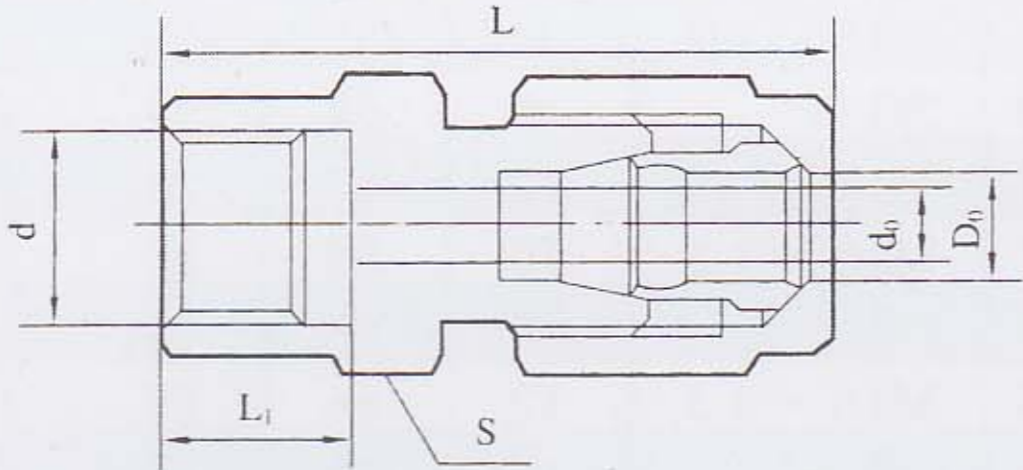
Stratght-through Throught-board Sleeve



D0	d0	L	S
6	4	58	14
8	6	58	17
10	8	61	19
12	10	63	22
14	12	65	24

YZG2-18 压力表直通接头

Manometer Straight-through Sleeve

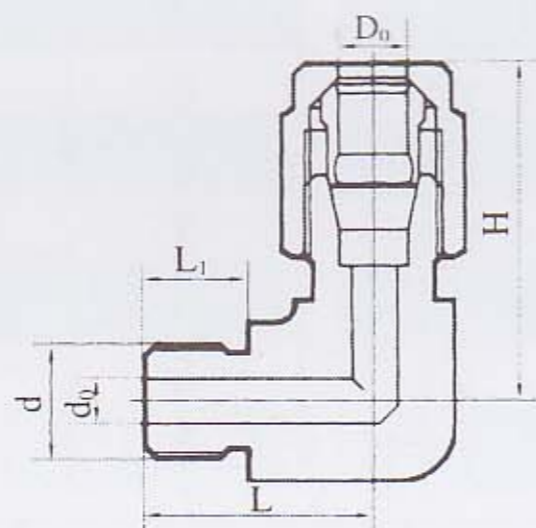


D0	d	d0	L	L1	H
6	M10x1	4	37	10	14
6	M14x1.5	4	41	13	19
6	M16x1.5	4	41	13	22
6	M20x1.5	4	42	13	24
6	ZG1/2"	4	42	13	27
8	M14x1.5	6	41	13	19
8	M16x1.5	6	41	13	22
8	M20x1.5	6	42	13	24

D0	d	d0	L	L1	H
8	G1/2"	6	42	13	27
10	M16x1.5	8	42	13	22
10	M20x1.5	8	43	13	24
10	G1/2"	8	43	13	27
12	M20x1.5	10	45	13	24
12	G1/2"	10	45	13	27
14	M20x1.5	12	47	13	24
14	G1/2"	12	47	13	27

YZG2-19 弯通终端接头

Extreme Elbow Pipe Connector

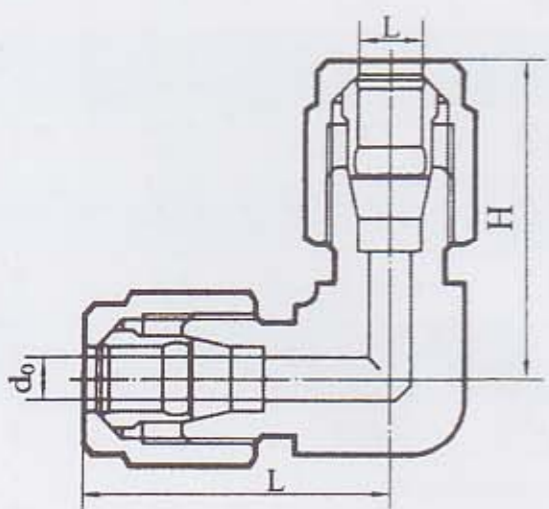


D0	d	d0	L	L1	S
6	M10x1	4	20	9	28
6	M16x1.5	4	23	12	32
6	ZG1/4"	4	22	11	30
8	M10x1	6	21	9	28
8	M16x1.5	6	24	12	32
8	5ZG1/4"	6	23	11	30

D0	d	d0	L	L1	S
10	M16x1.5	8	25	12	33
10	ZG1/2"	8	28	15	35
12	M16x1.5	10	26	12	35
12	ZG1/2"	10	29	15	36
14	M16x1.5	12	27	12	35
14	ZG1/2"	12	30	15	36

YZG2-20 弯通中间接头

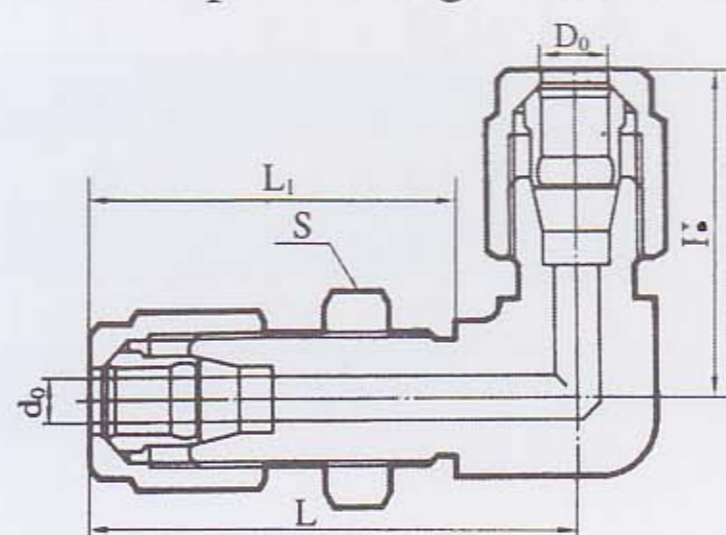
Elbow Pipe inter-mediate Connector



D0	d0	L	H
6	4	29	29
8	6	30	30
10	8	32	32
12	10	34	34
14	12	36	36

YZG2-21 弯通穿板接头

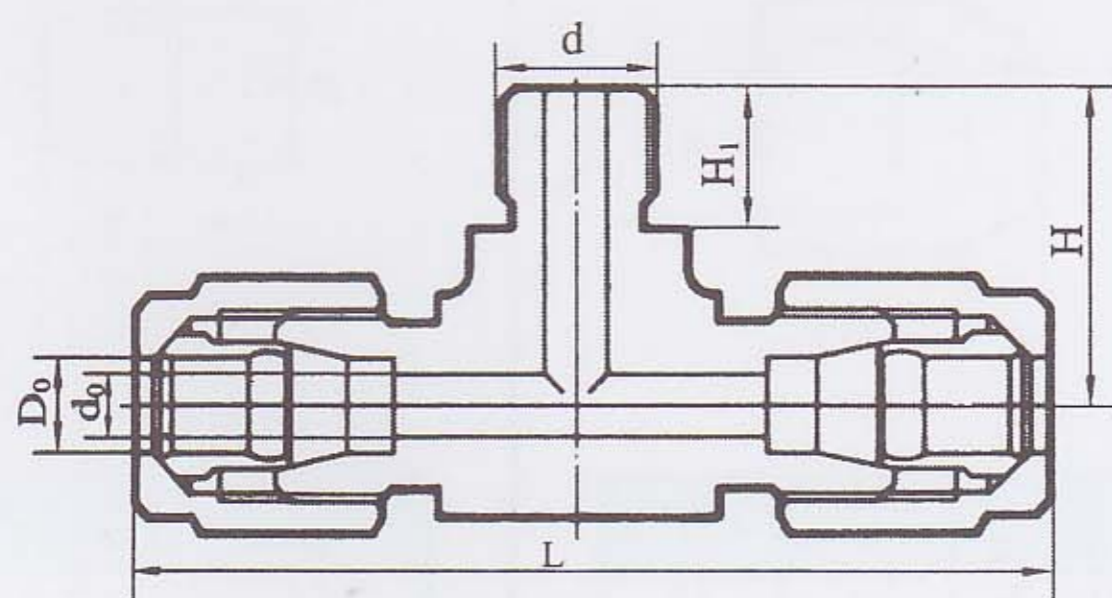
Elbow Pipe Through-board Connector



D0	d0	L	L1	H	S
6	4	43	20	29	14
8	6	44	20	30	17
10	8	45	20	32	19
12	10	46	22	34	22
14	12	47	22	36	24

Extreme T-Pipe Connector

YZG2-22 三通终端接头

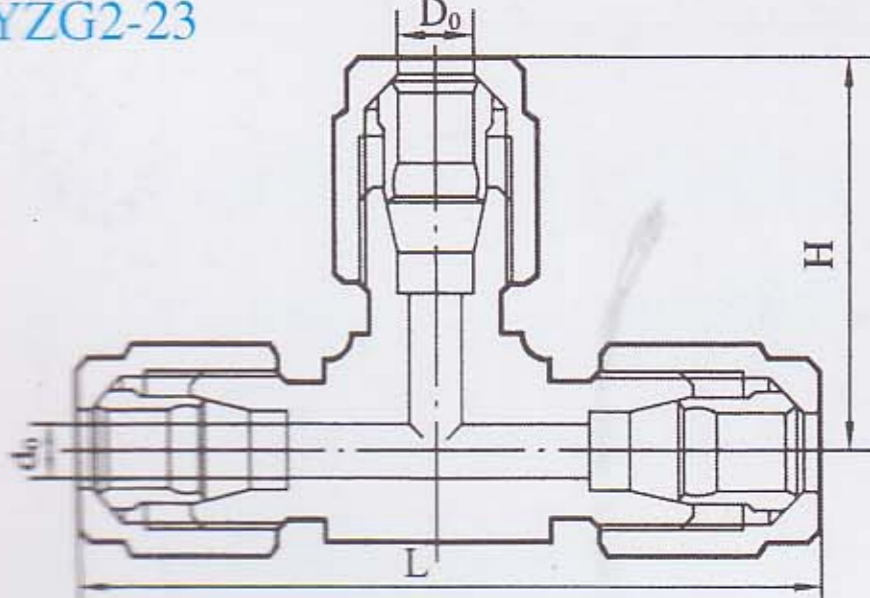


D0	d	d0	L	H	H1
6	M10x1	4	56	20	9
6	M14x1.5	4	60	22	11
6	M16x1.5	4	64	23	12
6	ZG1/4"	4	60	22	11
8	M10x1	6	56	21	9
8	M14x1.5	6	60	23	11
8	M16x1.5	6	64	24	12
8	ZG1/4"	6	60	23	11

D0	d	d0	L	H	H1
10	M14x1.5	8	62	24	11
10	M16x1.5	8	66	25	12
10	ZG1/4"	8	62	24	11
12	M14x1.5	10	66	25	11
12	M16x1.5	10	70	26	12
12	ZG1/2"	10	72	29	15
14	M16x1.5	12	70	27	12
14	ZG1/2"	12	72	30	15

三通中间接头

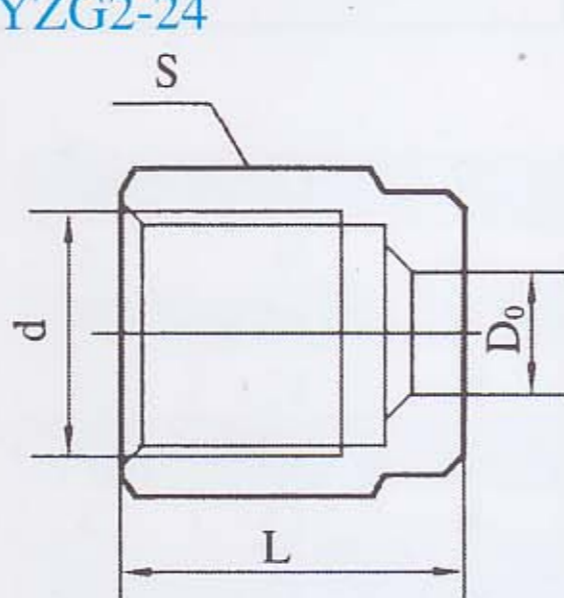
T-Pipe intermediate
YZG2-23



D0	d0	L	H
6	4	58	29
8	6	60	30
10	8	64	32
12	10	68	34
14	12	72	36

外套螺母

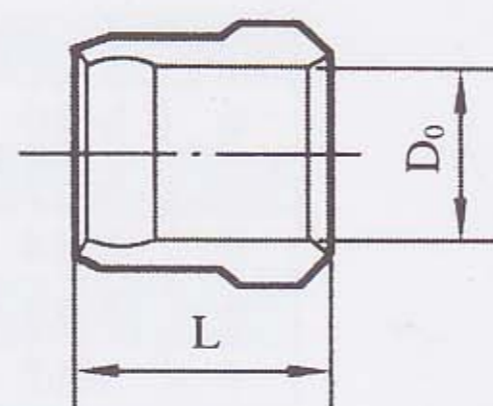
Outer Liner Nut
YZG2-24



D0	d	L	S
6	M12 x 1	15	14
8	M14 x 1	16	17
10	M16 x 1.5	17	19
12	M18 x 1.5	18	22
14	M20 x 1.5	19	24

卡套


Cutting Sleeve
YZG2-25



D0	L
6	8
8	9
10	10
12	10
14	10

薄壁管衬套

Thin Wall Pipe Bush
YZG2-26



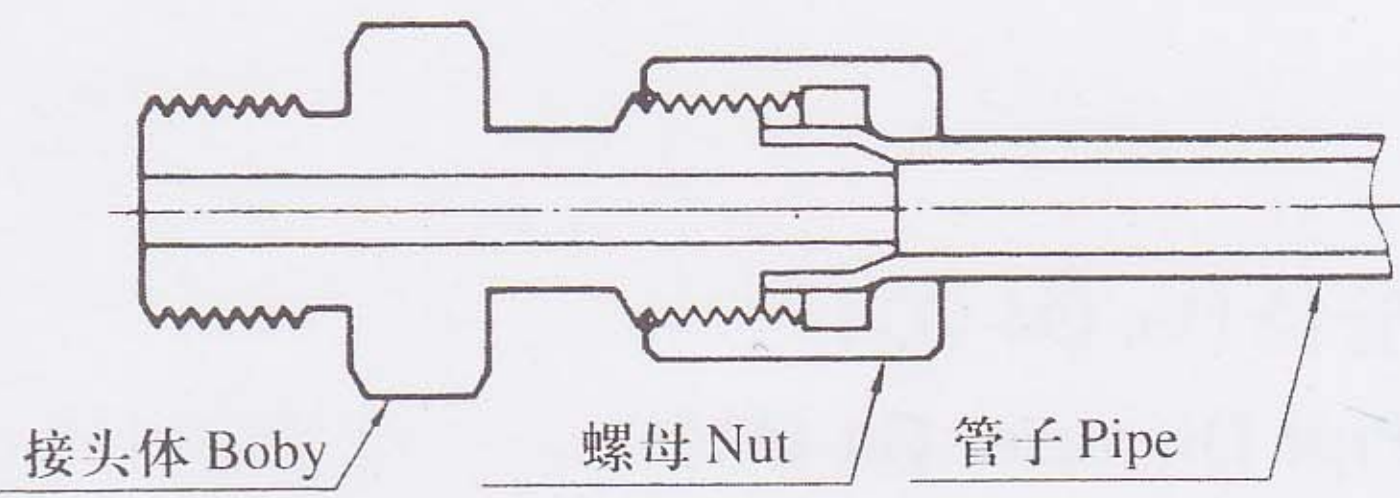
d	L	d	L
4	16	8.5	18
4.5	16	10	18
5	16	10.5	18
6	17	12	20
6.5	17	14	20
8	18	15	20

YZG3 铜制气动管路接头(塑料管用)

Copper pneumatic piping connector (for piastic pipe)

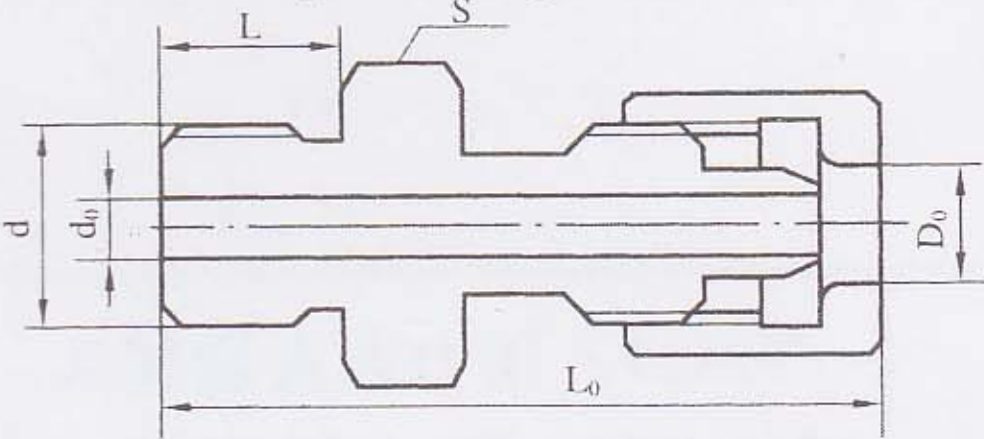
技术特性

配管外径 D0	公称压力 PN	公称通径 PN	适用介质 Med	适用温度 Temp	制造材料 materal
mm	Mpa	mm	非腐蚀性 气体 Non-Corrosive Gas	常温 Normal Temp Norm	H62 表面镀铬 H62(Cr surface Galvanization)
6	1	3			
8		5			



YZG3-1 直通终端接头(一)

Extreme Straight through Sleeve(1)

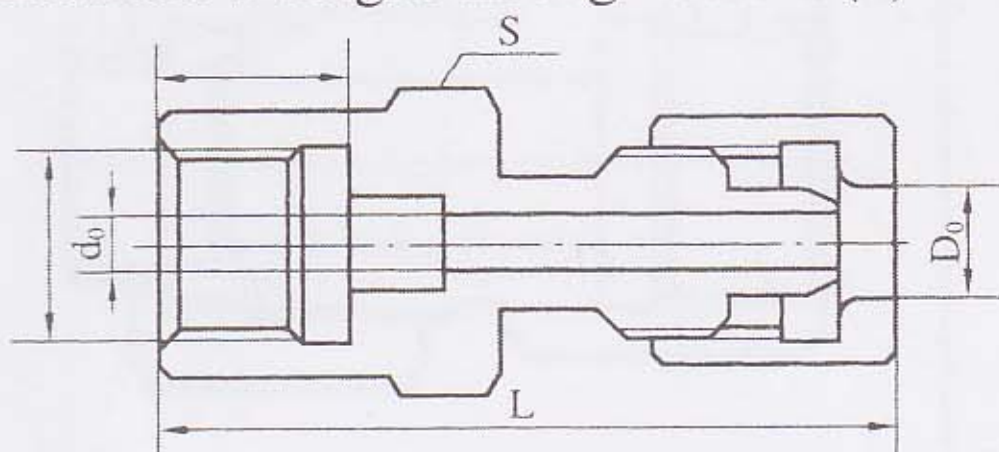


D0	d	d0	L0	L	S
6	M8x1	3	36	9	12
6	M10x1	3	36	9	14
6	M14x1.5	3	40	12	17
6	M16x1.5	3	40	12	19
6	M20x1.5	3	44	14	24
6	ZG1/8"	3	36	9	12
6	ZG1/4"	3	38	11	14
6	ZG1/2"	3	44	15	22

D0	d	d0	L0	L	S
8	M8x1	5	36	9	14
8	M10x1	5	36	9	14
8	M14x1.5	5	40	12	17
8	M16x1.5	5	40	12	19
8	M20x1.5	5	44	14	24
8	ZG1/8"	5	36	9	14
8	ZG1/4"	5	38	11	14
8	ZG1/2"	5	44	15	22

YZG3-2 直通终端接头(二)

Extreme Straight through Sleeve(1)

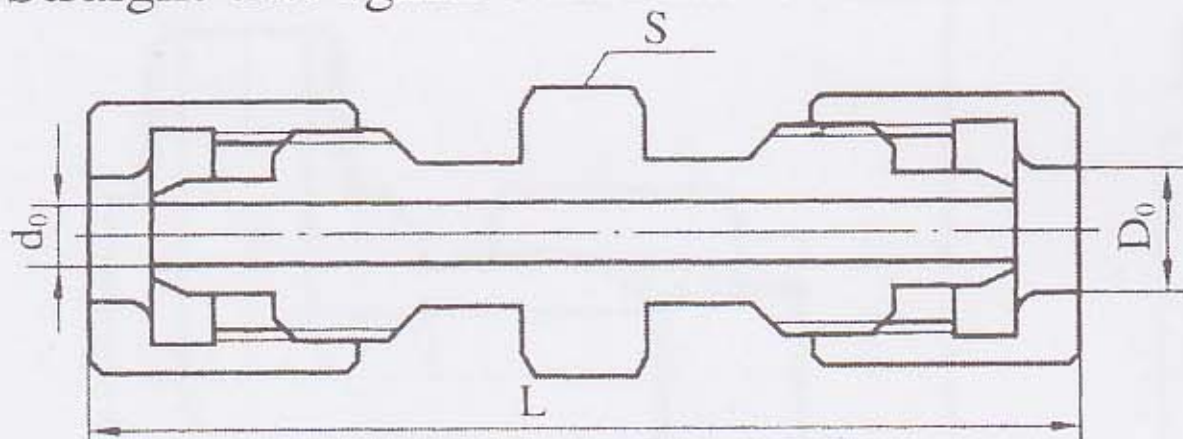


D0	d	d0	L0	L	S
6	M10x1	3	39	10	14
6	M14x1.5	3	40	13	19
6	M16x1.5	3	41	13	22
6	M20x1.5	3	41	13	24
6	ZG1/4"	3	40	13	17
6	ZG1/2"	3	41	13	22

D0	d	d0	L0	L	S
8	M10x1	5	39	10	14
8	M14x1.5	5	40	13	19
8	M16x1.5	5	41	13	22
8	M20x1.5	5	41	13	24
8	ZG1/4"	5	40	13	17
8	ZG1/2"	5	41	13	22

YZG3-3 直通中间接头

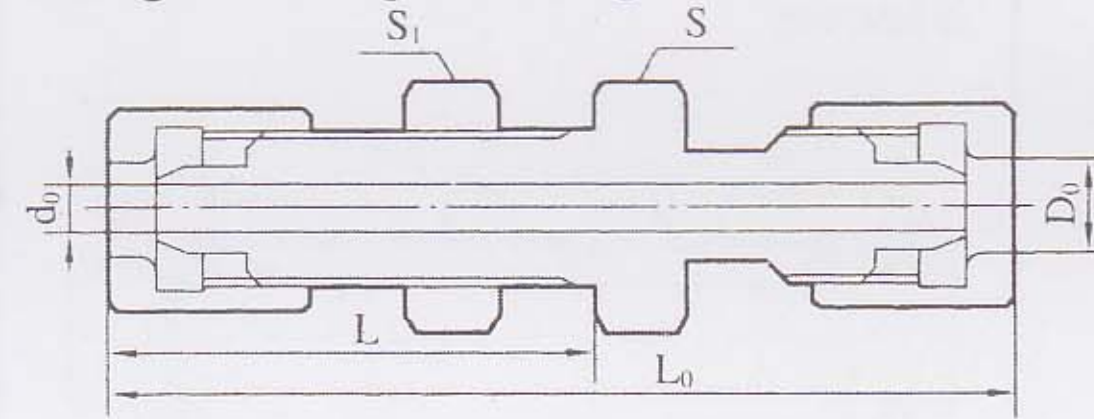
Straight-through Intermediate Connector



D0	d0	L	S
6	3	45	12
8	5	45	14

YZG3-4 直通穿板接头

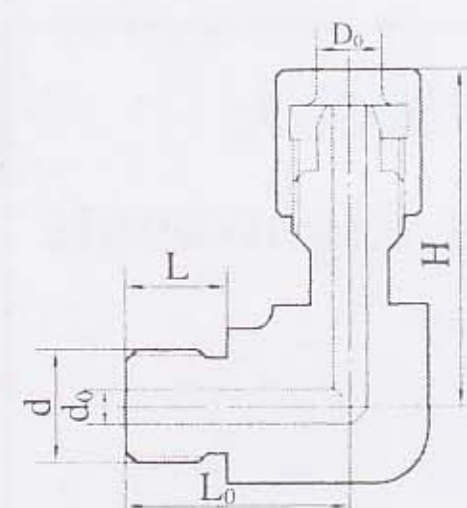
Straight-through Through-board Connector



D0	d0	L0	L	S	S1
6	3	58	31	14	17
8	5	58	31	17	17

YZG3-5 弯通终端接头

Elbow Pipe straight-through Sleeve

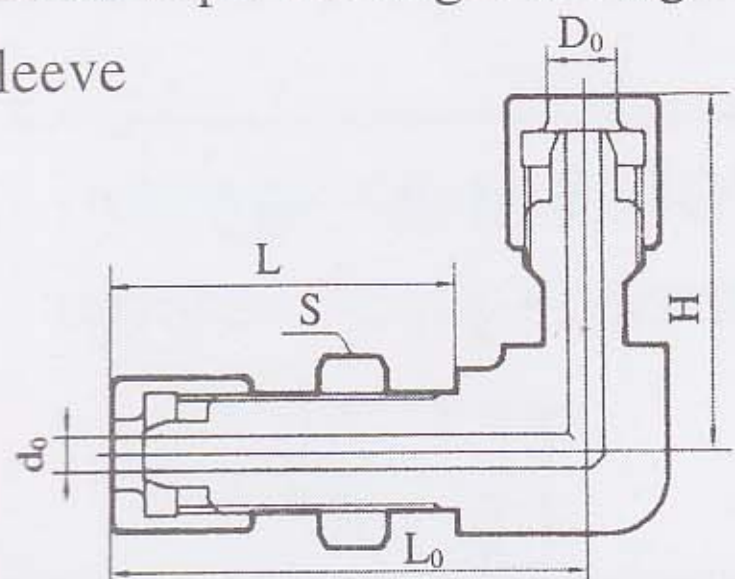


D0	d	d0	L0	L	S
6	M10x1	3	20	9	29
6	M14x1.5	3	23	12	32
6	M20x1.5	3	25	14	25
6	ZG1/8"	3	20	9	29
6	ZG1/4"	3	22	11	29
6	ZG1/2"	3	26	15	35

D0	d	d0	L0	L	S
8	M10x1	5	20	9	29
8	M14x1.5	5	23	12	32
8	M20x1.5	5	25	14	25
8	ZG1/8"	5	20	9	29
8	ZG1/4"	5	22	11	29
8	ZG1/2"	5	26	15	35

YZG3-6 弯通穿板接头

Elbow Pipe Through-through Sleeve

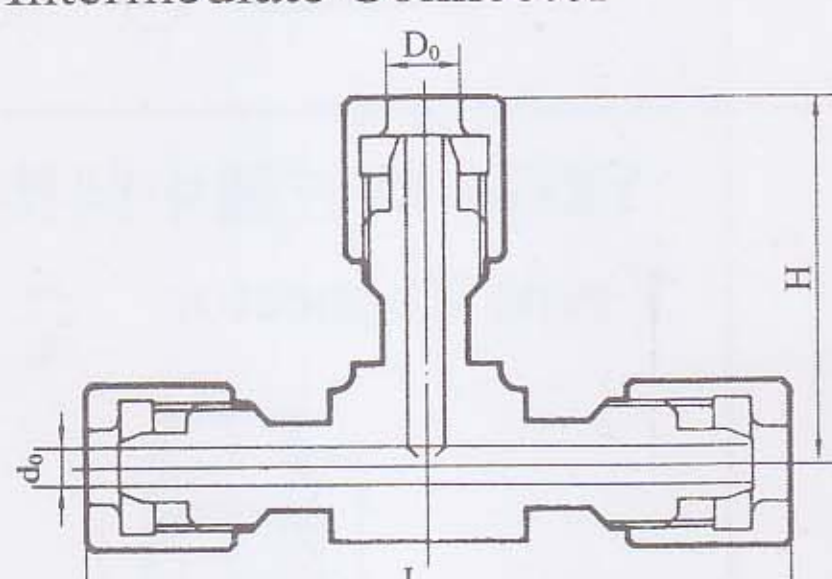


D0	d0	L0	L	H	S
6	3	42	31	30	14
8	5	42	31	30	17

标记示例: YZG3-6-φ6
code example: YZG3-6-φ6

YZG3-7 三通中间接头

T-Pipe Intermediate Connector

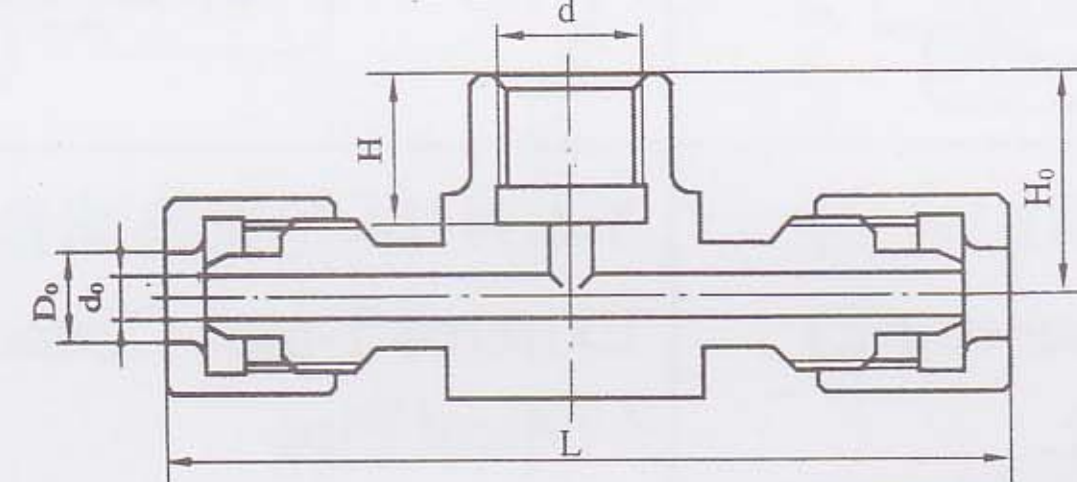


D0	d0	L	H
6	3	58	29
8	5	60	30

标记示例: YZG3-7-φ6 code example: YZG3-7-φ6

YZG3-8 压力表三通接头

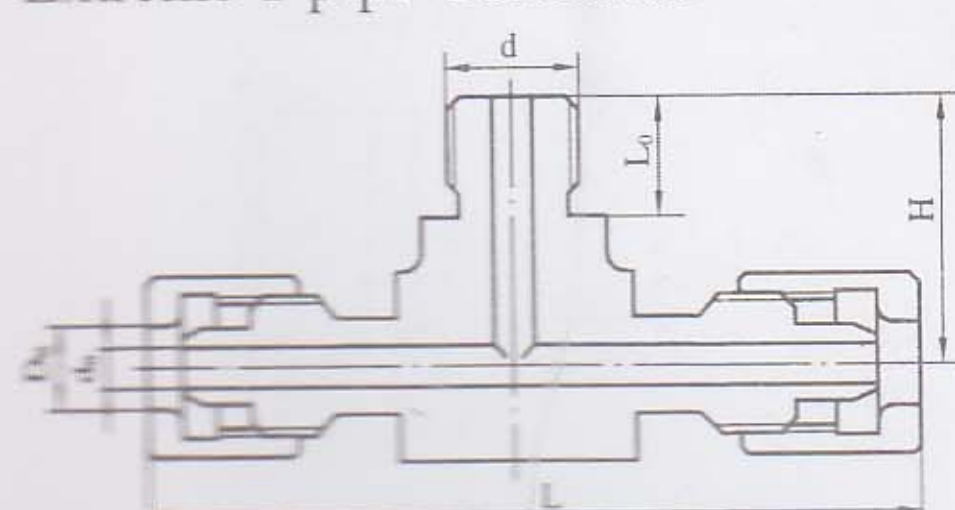
Manometer T-pipe Connector



D0	d	d0	L	H0	H
6	M10x1	3	20	16	10
6	M14x1.5	3	23	19	13
6	G1/4"	3	25	19	13
8	M10x1	5	20	16	10
8	M14x1.5	5	22	19	13
8	G1/4"	5	26	19	13

YZG3-9 三通终端接头

Extreme T-pipe Connector



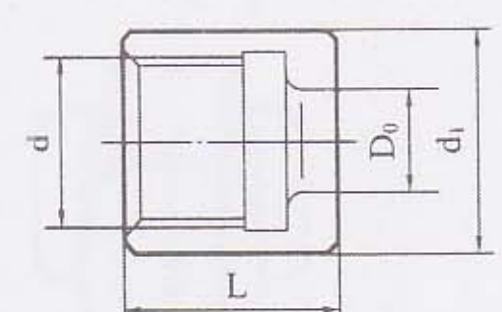
D0	d	d0	L0	L	H
6	M10x1	3	60	9	20
6	M14x1.5	3	63	12	23
6	M20x1.5	3	65	12	23
6	ZG1/8"	3	60	9	20
6	ZG1/4"	3	60	11	22
6	ZG1/2"	3	65	12	24

D0	d	d0	L0	L	H
8	M10x1	5	60	9	20
8	M14x1.5	5	63	12	23
8	M20x1.5	5	65	12	23
8	ZG1/8"	5	60	9	30
8	ZG1/4"	5	60	11	22
8	ZG1/2"	5	65	12	24

标记示例: YZG3-9M10x1-φ6 code example: YZG3-9-M10x1-φ6

YZG3-10 螺母

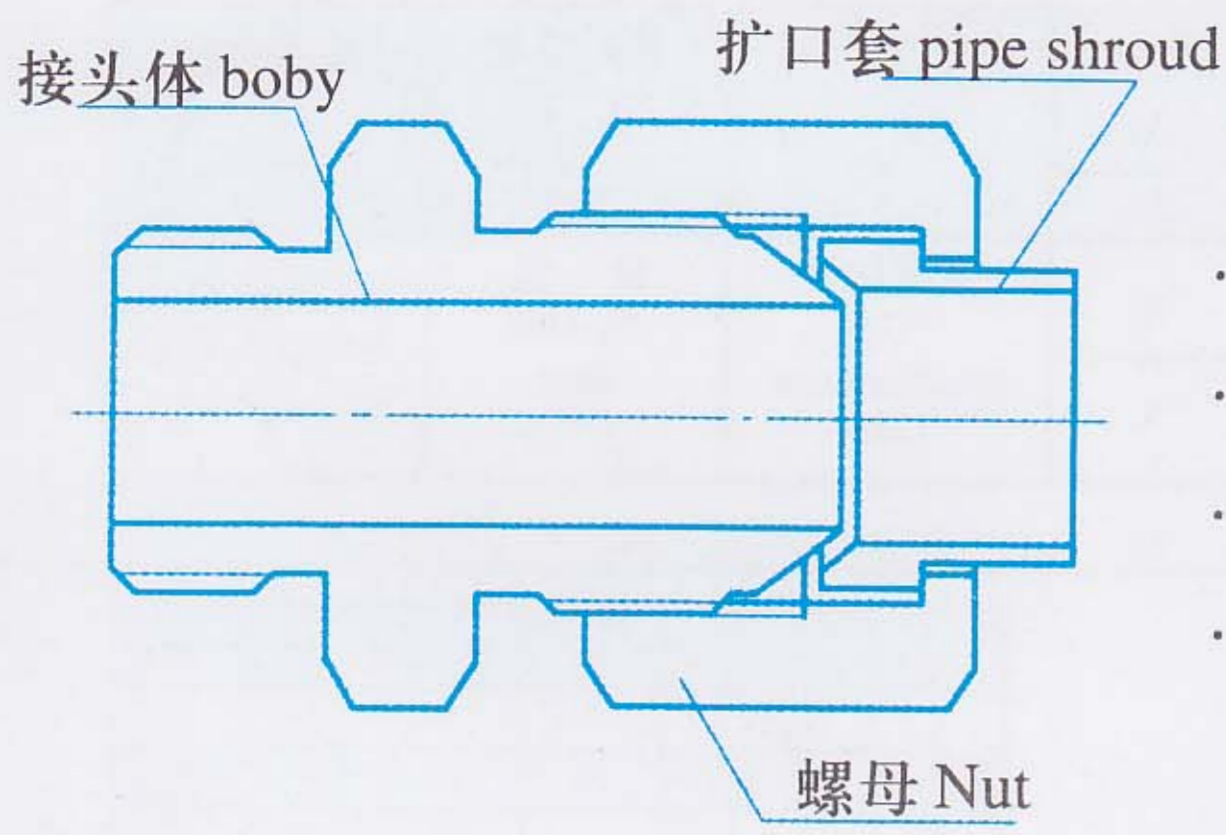
Nut



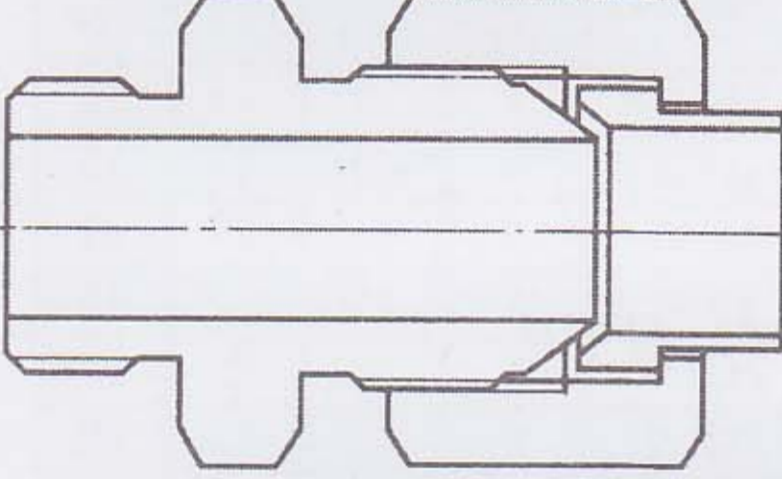
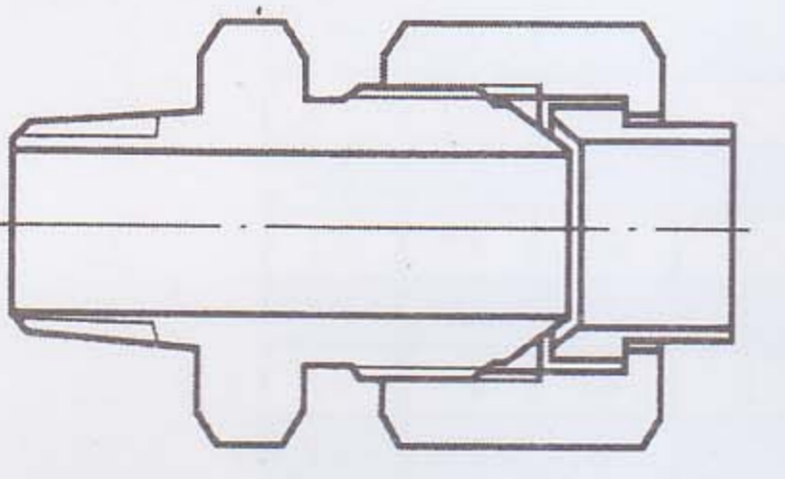
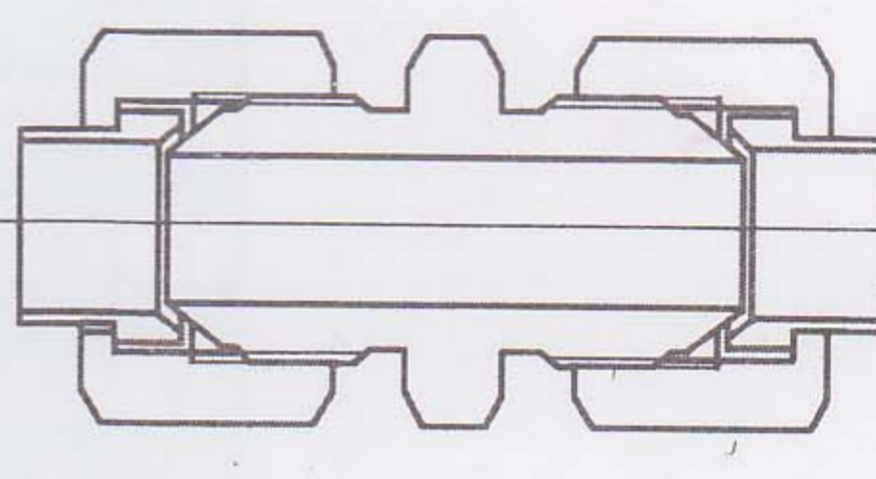
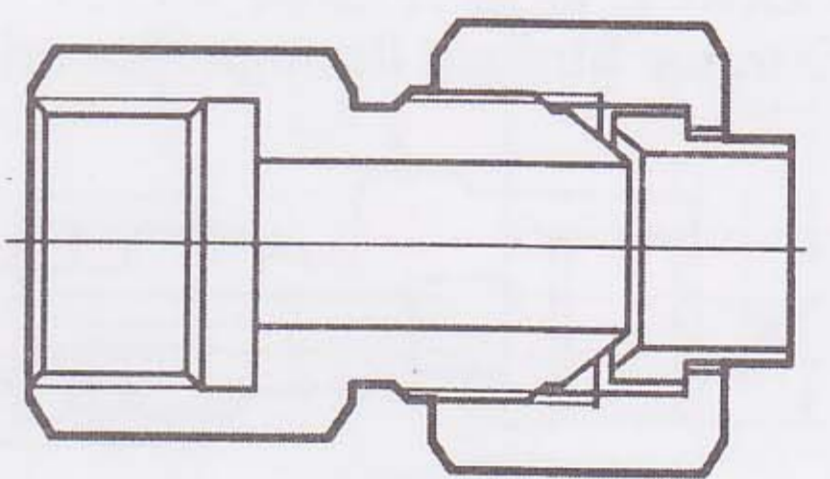
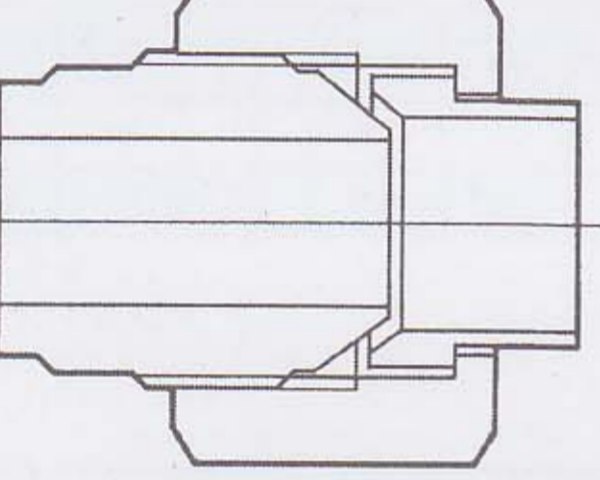
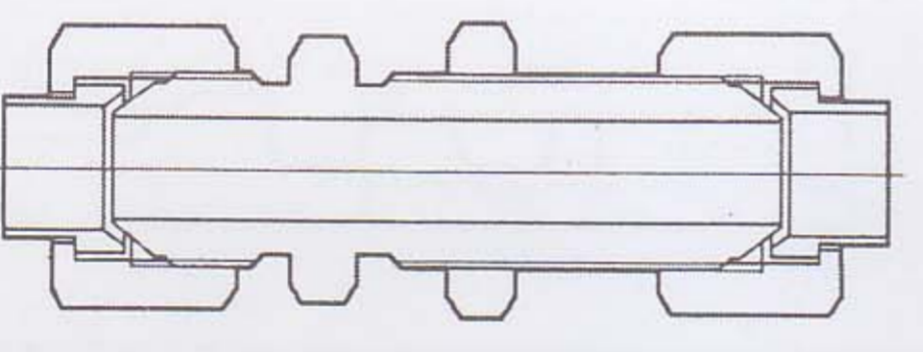
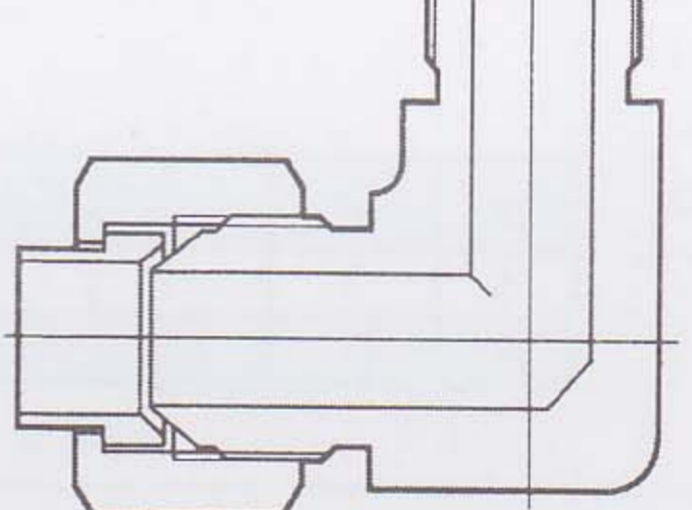
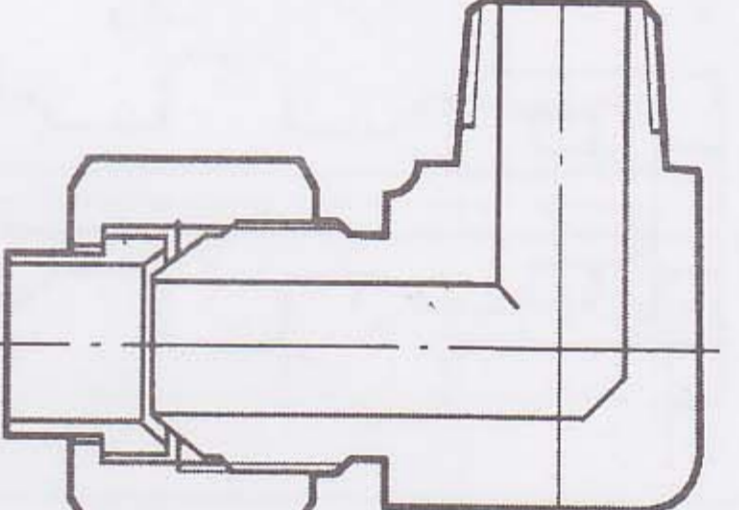
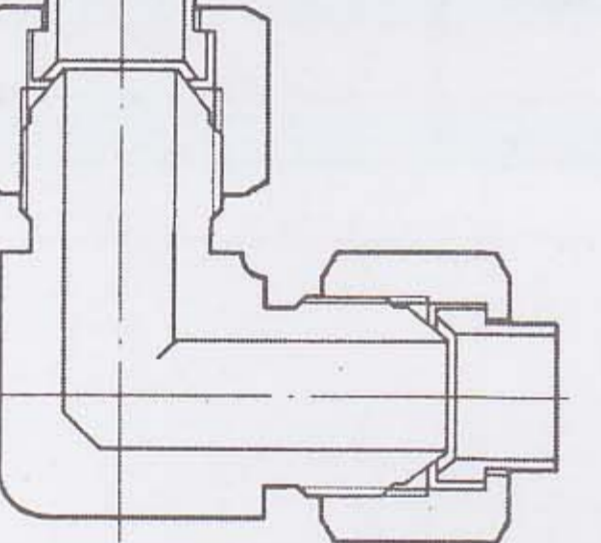
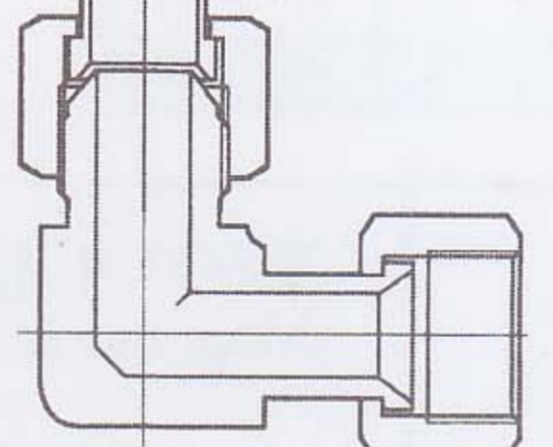
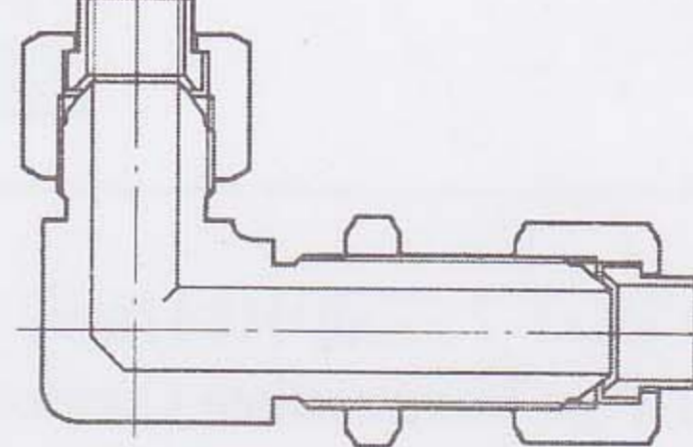
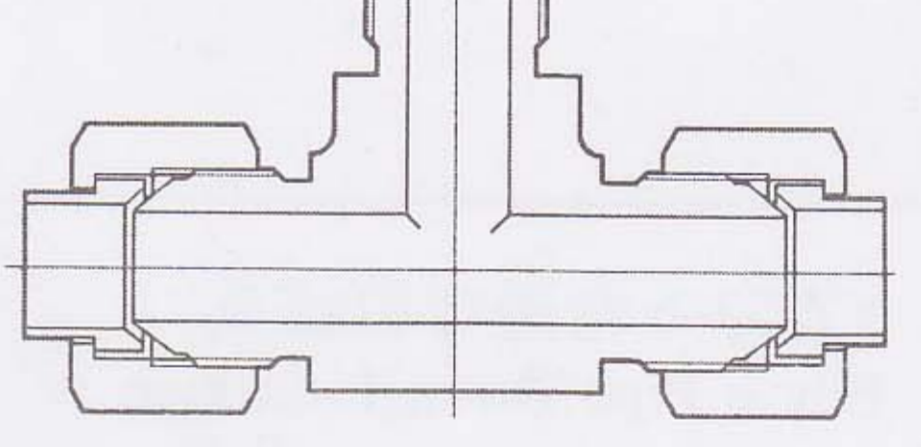
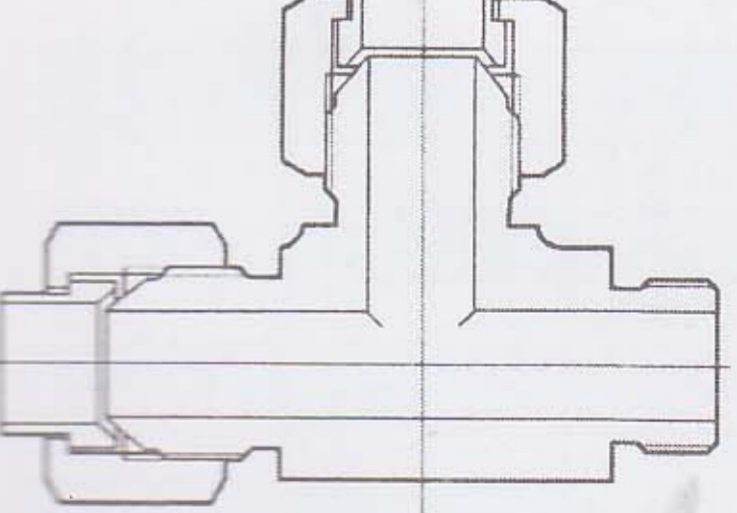
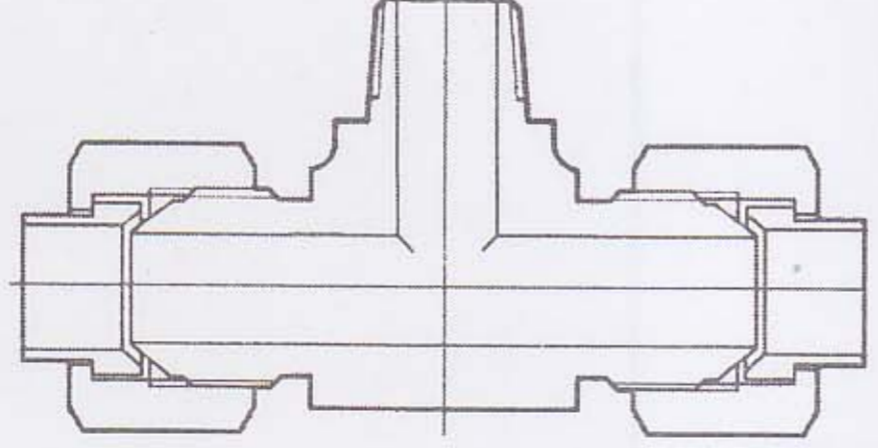
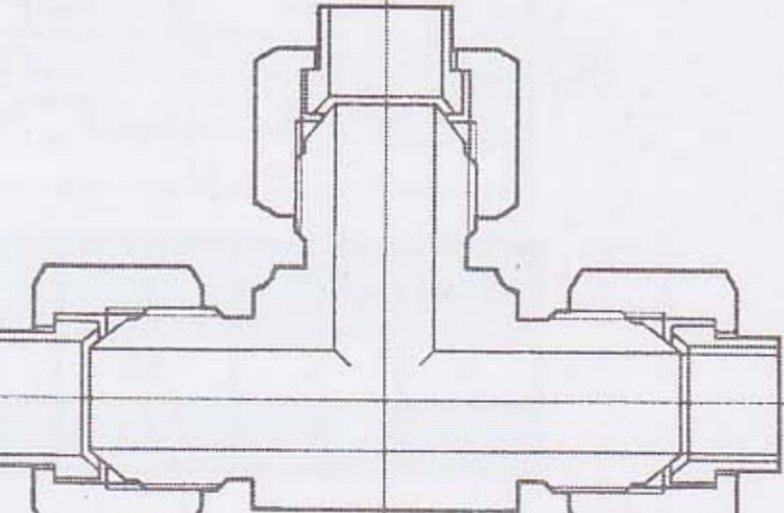
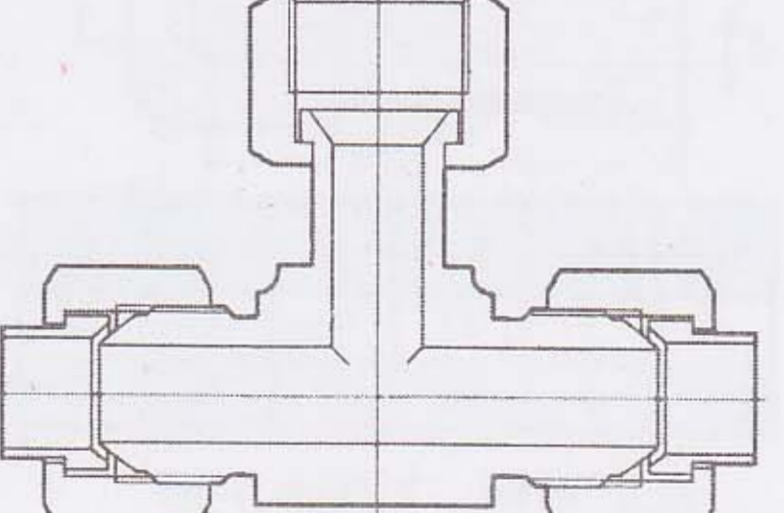
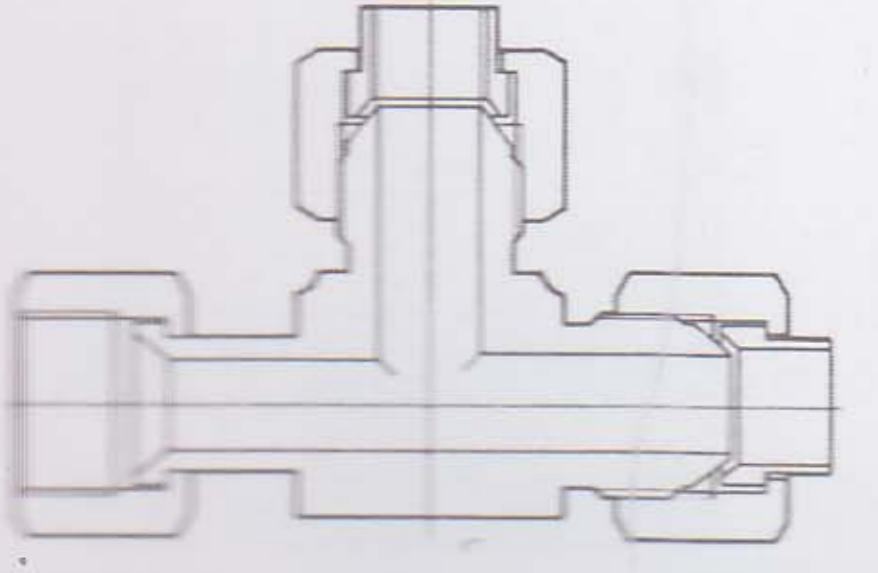
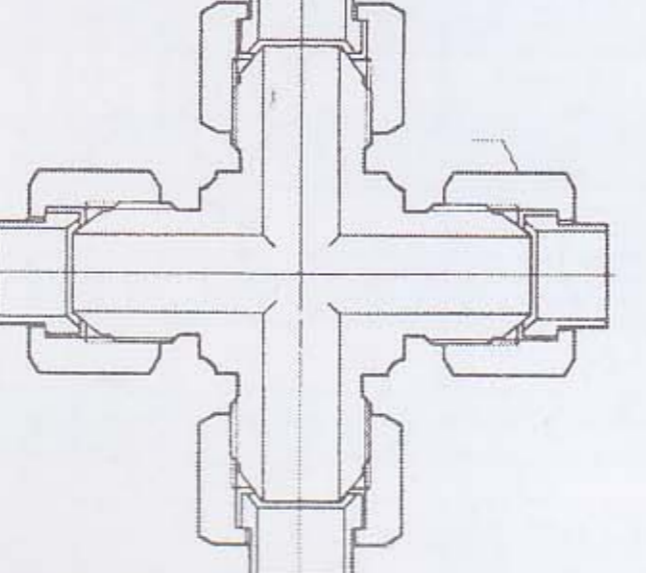
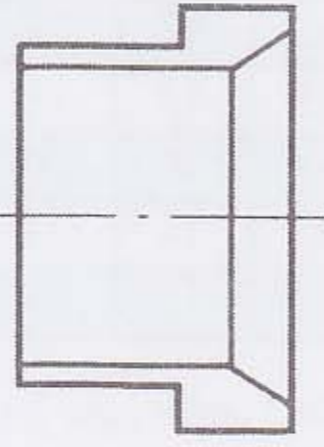
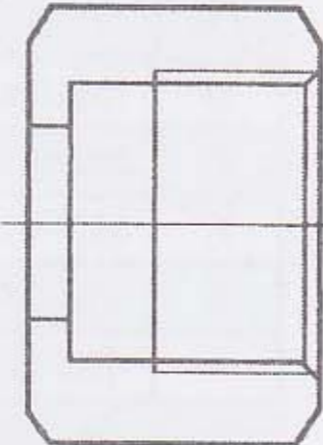
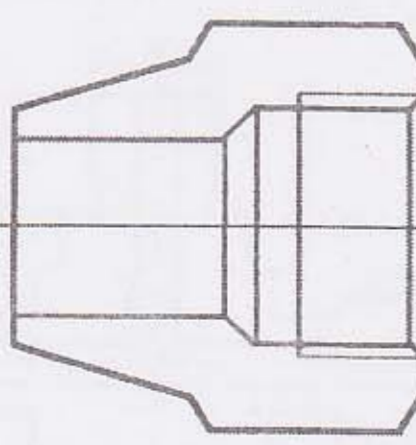
D0	d	d1	L
6	M10x1	13	13
8	M12x1	16	13

YZG4 系列扩口式管接头

Flared fitting

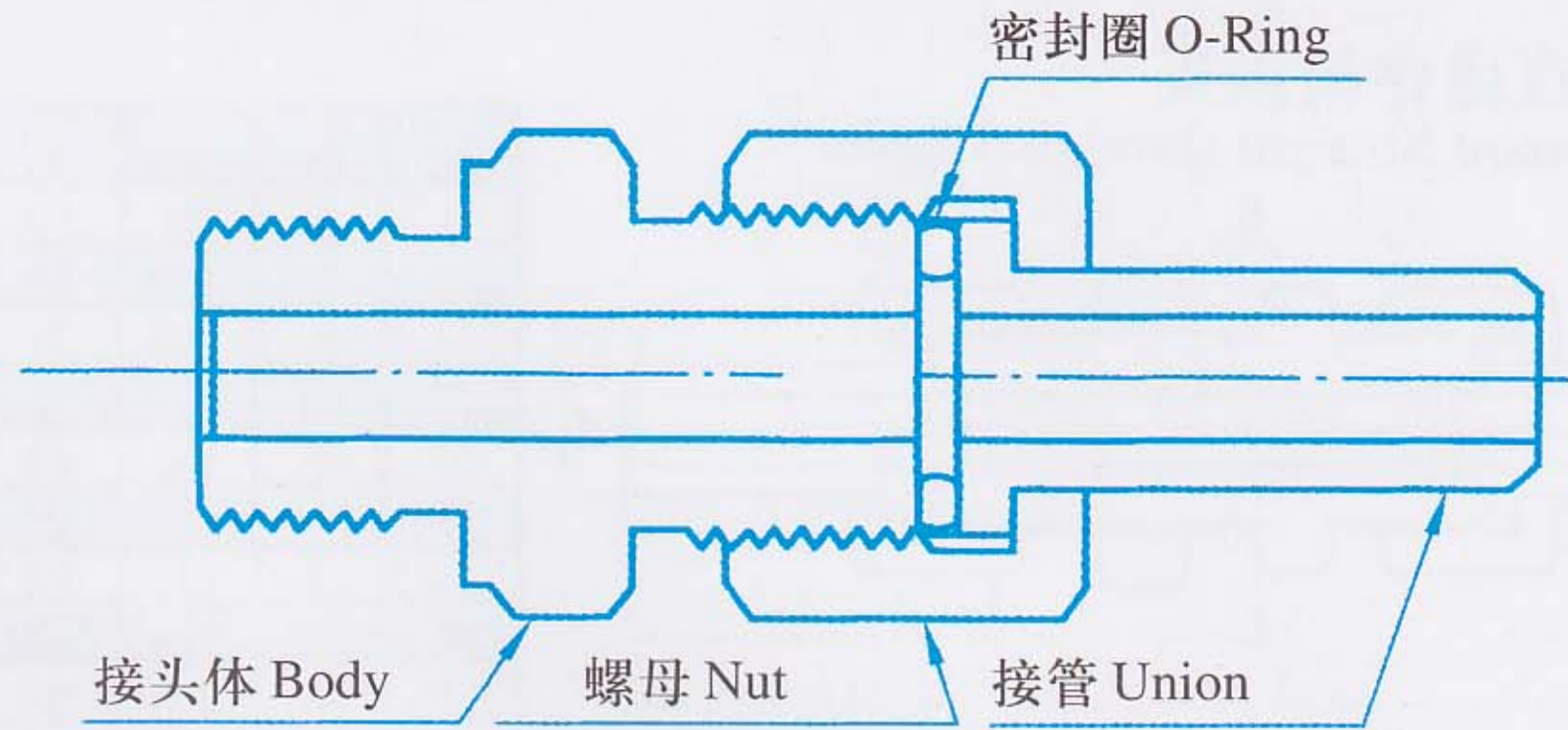
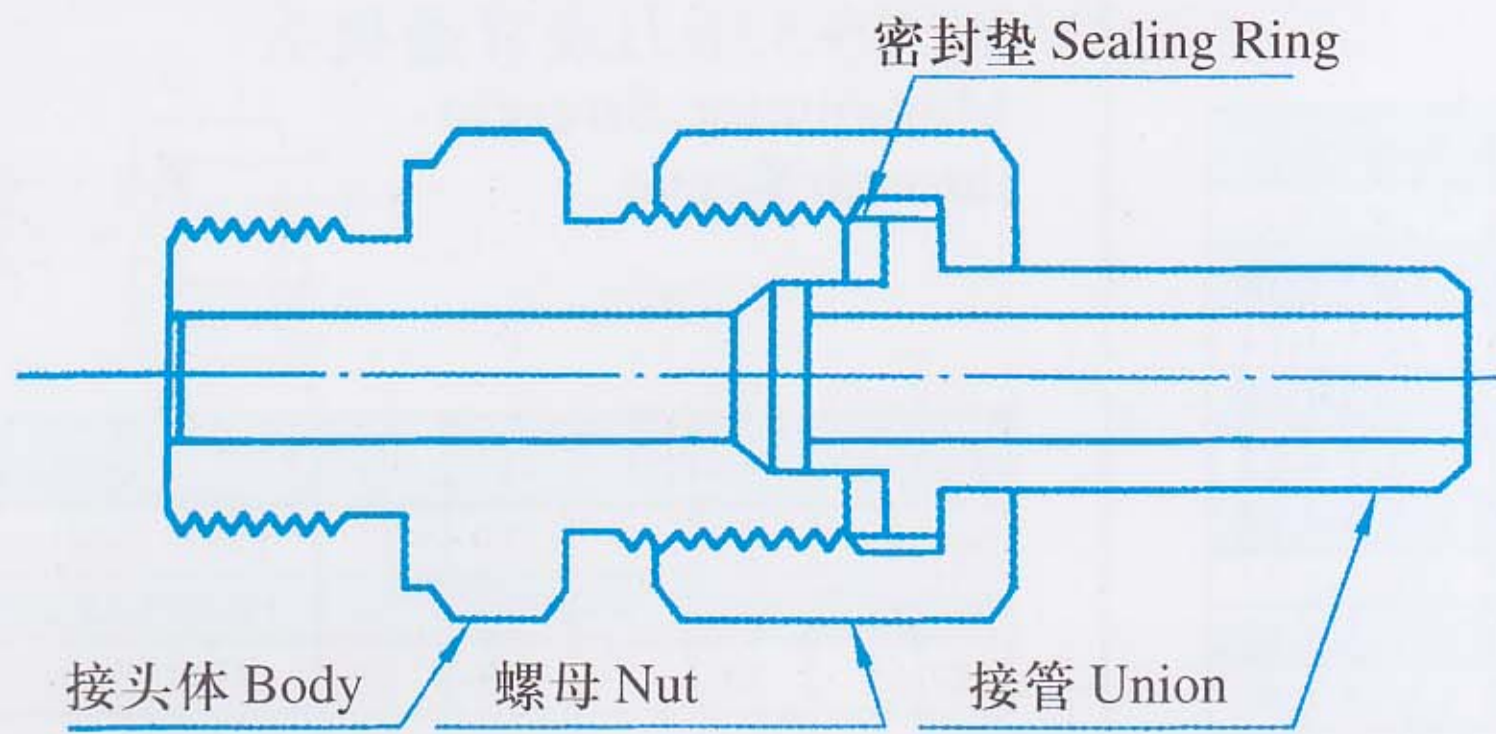


- 材料: 20、1Cr18Ni9Ti、316、316L
- Material: 20、1Cr18Ni9Ti、316、316L
- 公称压力: 16MPa
- Rated Pressure: 16MPa
- 管径 Do: $\varnothing 4$ - $\varnothing 34$
- Pipe Diameter: $\varnothing 4$ - $\varnothing 34$
- 终端螺纹可为 M、G、ZG、PT、NPT 等。
- Extreme thread can be M、G、ZG、PT、NPT ...

<p>YZG4-1 直通终端接头 Extreme Straight-through Sleeve</p> 	<p>YZG4-2 直通终端锥管接头 Extreme Straight-through connector for Conical Pipe</p> 	<p>YZG4-3 直通中间接头 Straight-through Sleeve</p> 	<p>YZG4-4 压力表直通接头 Manometer Straight Sleeve</p> 
<p>YZG4-5 焊接管接头 Welding Sleeve</p> 	<p>YZG4-6 直通穿板接头 Wall-Separating Straight-through Sleeve</p> 	<p>YZG4-7 弯通终端接头 Extreme Right-angle Pipe Connector</p> 	<p>YZG4-8 弯通终端锥管接头 Extreme Right-angle Connector for Conical Pipe</p> 
<p>YZG4-9 弯通中间接头 Right-angle Pipe Connector</p> 	<p>YZG4-10 组合弯通接头 Combined Straight-through Pipe Connector</p> 	<p>YZG4-11 弯通穿板接头 Wall-Separating Right-angle Pipe Connector</p> 	<p>YZG4-12 三通终端接头(一) Extreme T-pipe Connector(1)</p> 
<p>YZG4-13 三通终端接头(二) Extreme T-Pipe Connector(2)</p> 	<p>YZG4-14 三通终端锥管接头 Extreme T-pipe Connector for Conical Pipe</p> 	<p>YZG4-15 三通中间接头 T-pipe Connector</p> 	<p>YZG4-16 组合三通接头(一) Combined T-pipe Connector</p> 
<p>YZG4-17 组合三通接头(二) Combined T-pipe Connector</p> 	<p>YZG4-18 四通中间接头 Crossbar Connector</p> 	<p>YZG4-19 管套 Pipe Shroud</p> 	<p>YZG4-20 螺母 Type A Sleeve nut</p>  <p style="text-align: center;">A 型</p>  <p style="text-align: center;">B 型</p>

YZG5 焊接式管接头

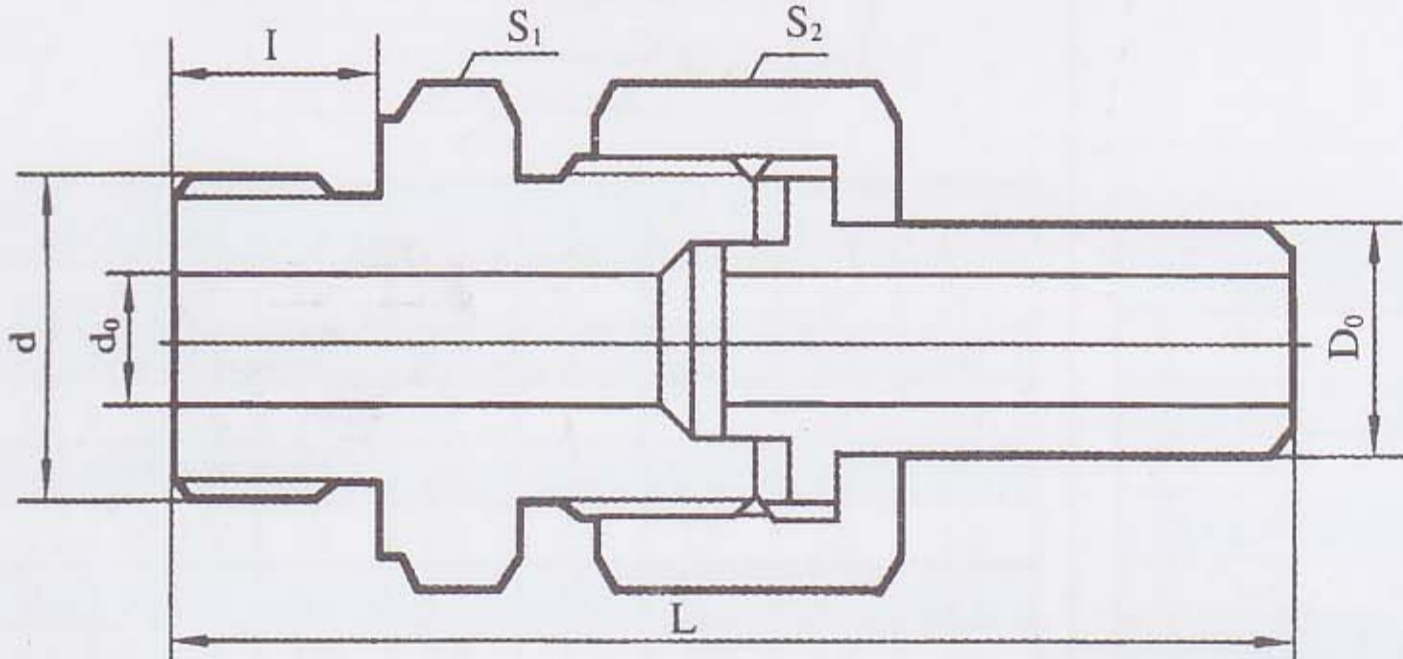
Welding pipe connector



- 材料: 20、35、1Cr18Ni9Ti、316、316L
- 终端螺纹可为 M、G、ZG、PT、NPT 等
- 管位: $\phi 6 \sim \phi 50$

- Material: 20、35、1Cr18Ni9Ti、316、316L
- Extreme thread can be M、G、ZG、PT、NPT……
- pipe diameter: $\phi 6 \sim \phi 50$

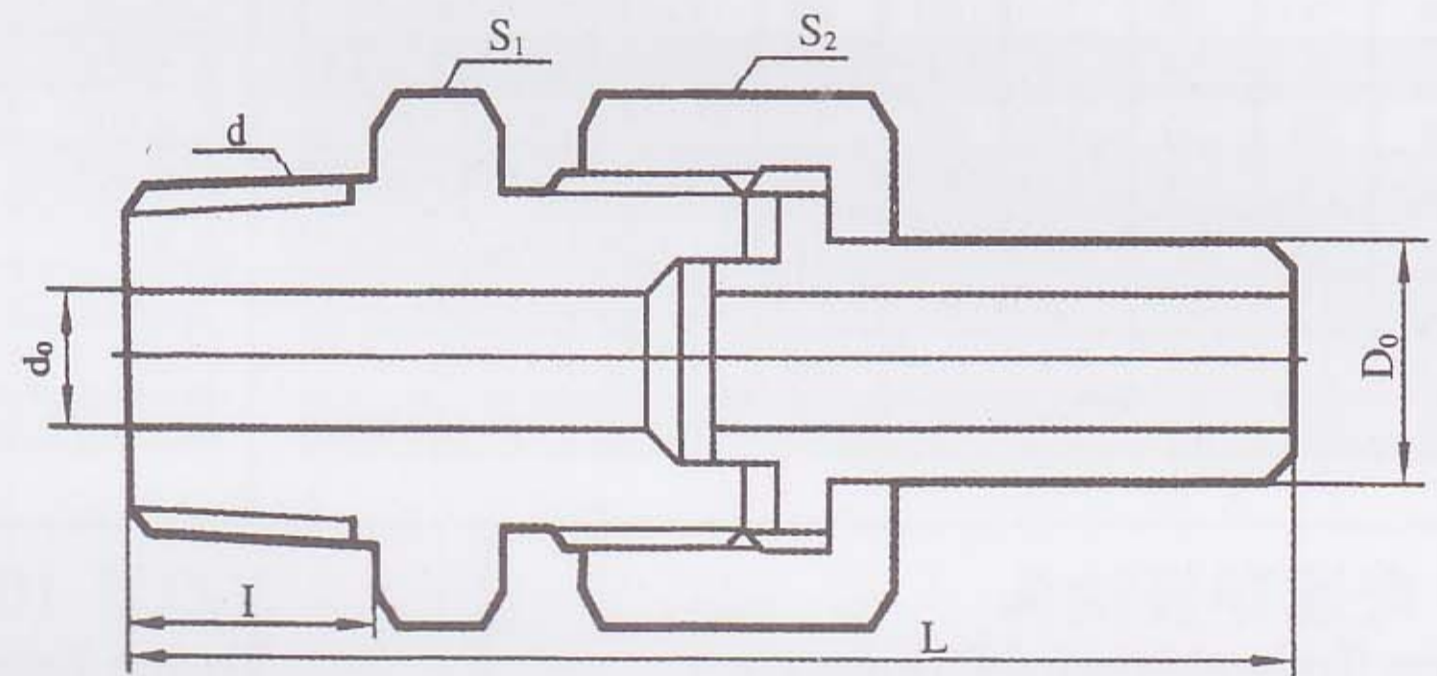
YZG5-1 直通终端接头 Extreme Straight-through Sleeve



d	D ₀	d ₀	L	I	S ₁	S ₂	代号 Code
M10 × 1	6	3	49	9	14	17	YZG5-1-M10 × 1-6
M10 × 1	10	4	55	9	17	19	YZG5-1-M10 × 1-10
M14 × 1.5	10	6	59	12	19	19	YZG5-1-M14 × 1.5-10
M14 × 1.5	14	8	66	12	24	27	YZG5-1-M14 × 1.5-14
M18 × 1.5	14	10	70	14	27	27	YZG5-1-M18 × 1.5-14
M18 × 1.5	18	10	78	14	30	32	YZG5-1-M18 × 1.5-18
M22 × 1.5	18	12	78	14	32	32	YZG5-1-M22 × 1.5-18
M22 × 1.5	22	12	79	14	32	36	YZG5-1-M22 × 1.5-22
M27 × 1.5	22	15	83	16	36	36	YZG5-1-M27 × 2-22
M27 × 1.5	28	17	88	16	41	41	YZG5-1-M27 × 2-28
M33 × 2	28	20	88	16	41	41	YZG5-1-M33 × 2-28
M33 × 2	34	22	95	16	46	50	YZG5-1-M33 × 2-34
M42 × 2	34	25	101	18	55	50	YZG5-1-M42 × 2-34
M42 × 2	42	28	105	18	55	60	YZG5-1-M42 × 2-42
M48 × 2	42	32	107	20	60	60	YZG5-1-M48 × 2-42
M48 × 2	50	40	115	20	65	70	YZG5-1-M48 × 2-50
M10 × 1	6	3	81	41	14	17	YZG5-1J-M10 × 1-6
M10 × 1	10	4	90	44	17	19	YZG5-1J-M10 × 1-10
M14 × 1.5	10	6	94	47	19	19	YZG5-1J-M14 × 1.5-10
M14 × 1.5	14	8	103	55	24	27	YZG5-1J-M14 × 1.5-14
M18 × 1.5	14	10	113	57	27	27	YZG5-1J-M18 × 1.5-14
M18 × 1.5	18	10	121	59	30	32	YZG5-1J-M18 × 1.5-18
M22 × 1.5	18	12	121	59	32	32	YZG5-1J-M22 × 1.5-18
M22 × 1.5	22	12	126	60	32	36	YZG5-1J-M22 × 1.5-22
M27 × 2	22	15	130	64	36	36	YZG5-1J-M27 × 2-22
M27 × 2	28	17	142	70	41	41	YZG5-1J-M27 × 2-28
M33 × 2	28	20	142	70	41	41	YZG5-1J-M33 × 2-28
M33 × 2	34	22	160	81	46	50	YZG5-1J-M33 × 2-34
M42 × 2	34	25	166	83	55	50	YZG5-1J-M42 × 2-34
M42 × 2	42	28	174	90	55	60	YZG5-1J-M42 × 2-42
M48 × 2	42	32	181	92	60	60	YZG5-1J-M48 × 2-42
M48 × 2	50	40	193	98	65	70	YZG5-1J-M48 × 2-50

YZG5-2 直通终端锥管接头

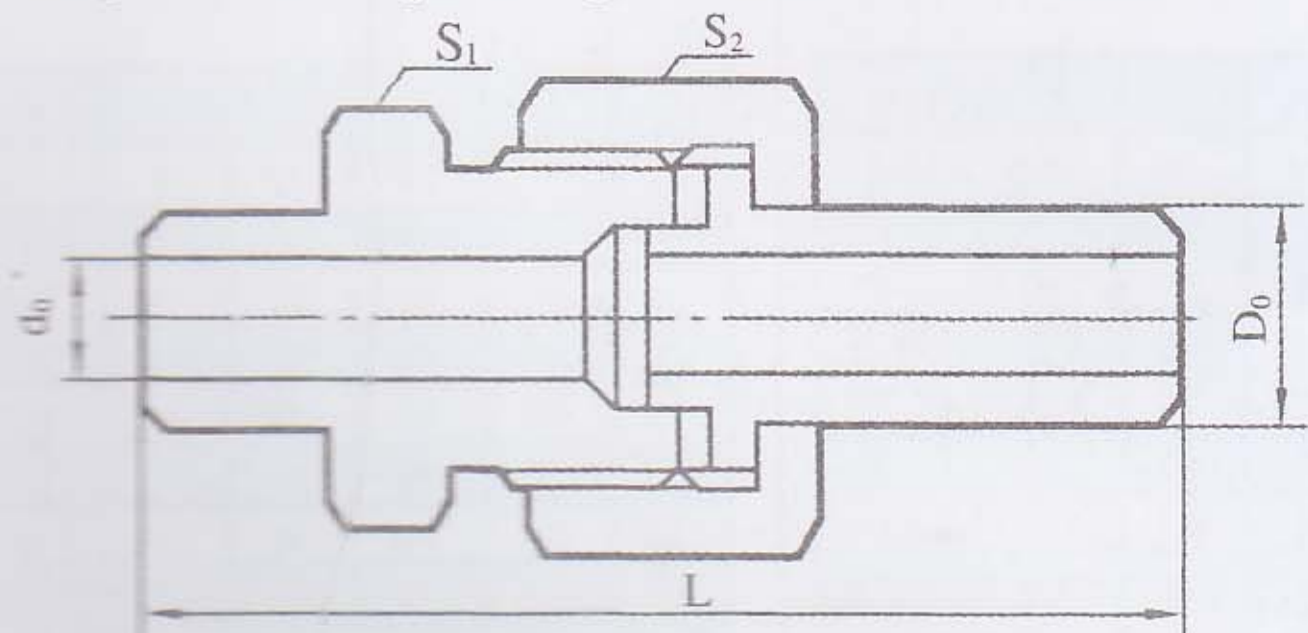
Extreme Straight-through Connector for conical pipe



d	D ₀	d ₀	L	I	S ₁	S ₂	代号 Code
Z 1/8"	10	6	56	9	19	19	YZG5-2-Z 1/8" -10
Z 1/4"	14	8	65	11	24	27	YZG5-2-Z 1/4" -14
Z 3/8"	18	10	72	12	30	32	YZG5-2-Z 3/8" -18
Z 1/2"	22	15	79	15	36	36	YZG5-2-Z 1/2" -22
Z 3/4"	28	20	86	17	41	41	YZG5-2-Z 3/4" -28
Z 1"	34	25	99	19	50	50	YZG5-2-Z 1" -34
Z 1 1/4"	42	32	108	22	60	60	YZG5-2-Z 1 1/4" -42
Z 1 1/2"	50	40	118	23	65	70	YZG5-2-Z 1 1/2" -50
Z 1/8"	10	6	73	25	19	19	YZG5-2J-Z 1/8" -10
Z 1/4"	14	8	90	29	24	27	YZG5-2J-Z 1/4" -14
Z 3/8"	18	10	95	33	30	32	YZG5-2J-Z 3/8" -18
Z 1/2"	22	15	100	35	36	36	YZG5-2J-Z 1/2" -22
Z 3/4"	28	20	110	39	41	41	YZG5-2J-Z 3/4" -28
Z 1"	34	25	128	48	50	50	YZG5-2J-Z 1" -34
Z 1 1/4"	42	32	139	52	60	60	YZG5-2J-Z 1 1/4" -42
Z 1 1/2"	50	40	151	56	65	70	YZG5-2J-Z 1 1/2" -50

YZG5-3 直通中间接头

Straight-through Intermediate Connector



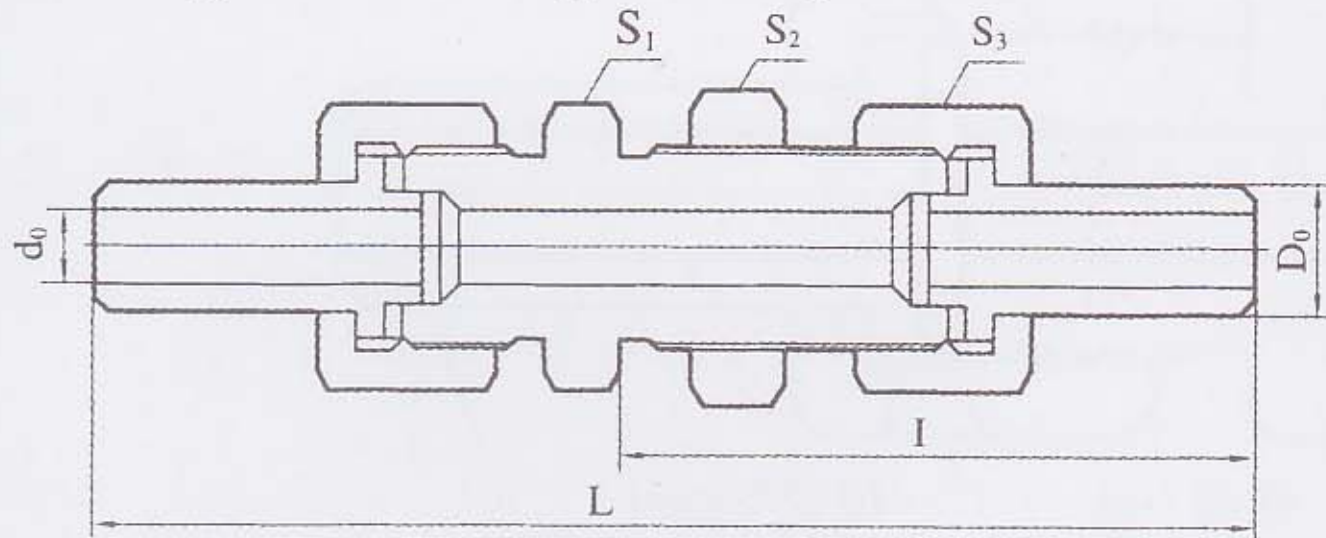
D ₀	d ₀	L	S ₁	S ₂	代号 Code
6	3	48	14	17	YZG5-3-6
10	6	54	19	19	YZG5-3-10
14	8	66	24	27	YZG5-3-14
18	10	72	32	32	YZG5-3-18
22	15	77	36	36	YZG5-3-22
28	20	85	41	41	YZG5-3-28
34	25	96	50	50	YZG5-3-34
42	32	106	60	60	YZG5-3-42
50	40	115	70	70	YZG5-3-50

YZG5 焊接式管接头

Welding pipe connector

YZG5-4 直通穿板接头

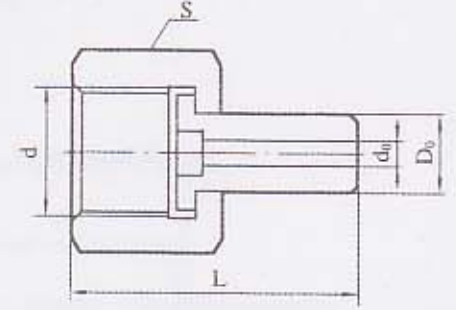
Through-board Straight through Sleeve



D0	d0	L	I	S1	S2	S3	代号 Code
6	3	98	58	17	17	17	YZG5-4-6
10	6	110	64	19	22	19	YZG5-4-10
14	8	125	71	27	30	27	YZG5-4-14
18	10	137	76	32	36	32	YZG5-4-18
22	15	145	80	36	41	36	YZG5-4-22
28	20	155	85	41	50	41	YZG5-4-28
34	25	172	92	50	55	50	YZG5-4-34
42	32	186	100	60	65	60	YZG5-4-42
50	40	202	109	70	75	70	YZG5-4-50

YZG5-5 压力表直通接头

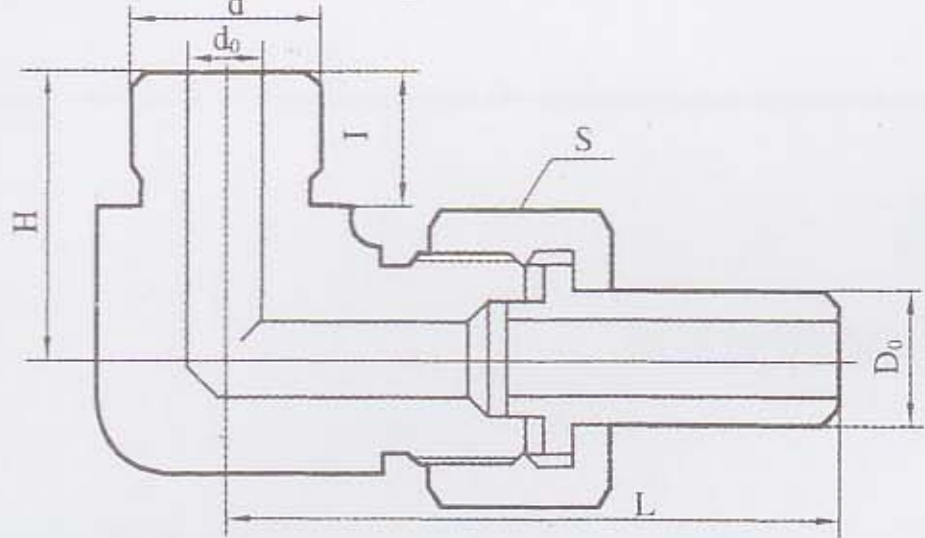
Manometer Straight-through Sleeve



d	D0	d0	L	S	代号 Code
M14x1.5	6	3	28	17	YZG5-5-M14x1.5-6
M20x1.5	14	8	38	27	YZG5-5-M20x1.5-10
G1/2"	14	8	38	27	YZG5-5-G1/2"-14

YZG5-6 弯通终端接头

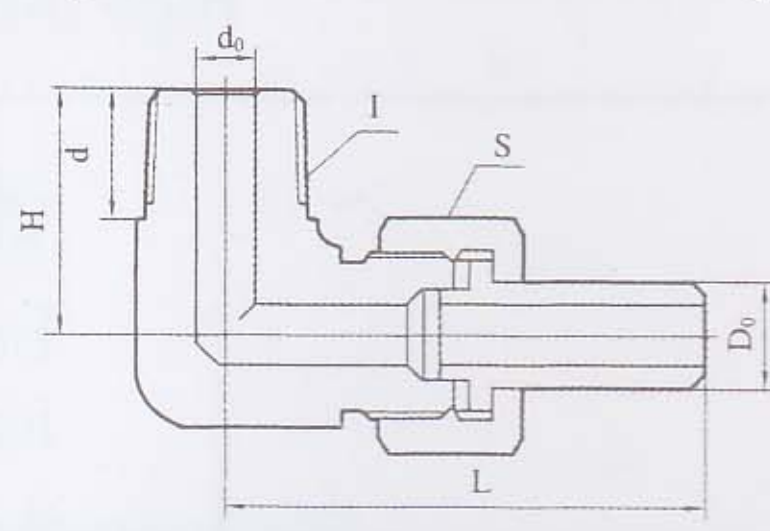
Extreme Elbow Pipe Connector



d	D0	d0	H	I	L	S	代号 Code
M10x1	10	6	20	9	50	19	YZG5-6-M10x1-10
M14x1.5	14	8	23	12	60	27	YZG5-6-M14x1.5-14
M18x1.5	18	10	30	14	68	32	YZG5-6-M18x1.5-18
M22x1.5	22	15	35	14	71	36	YZG5-6-M22x1.5-22
M27x2	28	20	37	16	82	41	YZG5-6-M27x2-28
M33x2	34	25	40	16	92	50	YZG5-6-M33x2-34
M42x2	42	32	47	18	106	60	YZG5-6-M42x2-42
M48x2	50	40	54	20	115	70	YZG5-6-M48x2-50

YZG5-7 弯通终端锥管接头

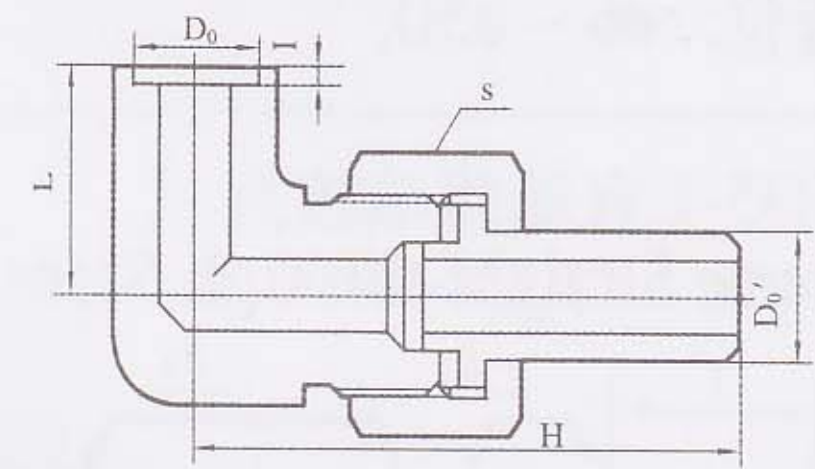
Conical Pipe Connector for Elbow Pipe Extreme



d	D0	d0	H	I	L	S	代号 Code
Z1/8"	10	6	20	9	51	19	YZG5-7-Z1/8"-10
Z1/4"	14	8	22	11	60	27	YZG5-7-Z1/4"-14
Z3/8"	18	10	28	12	68	32	YZG5-7-Z3/8"-18
Z1/2"	22	15	36	15	73	36	YZG5-7-Z1/2"-22
Z3/4"	28	20	38	17	82	41	YZG5-7-Z3/4"-28
Z1"	34	25	43	19	91	50	YZG5-7-Z1"-34
Z1 1/4"	42	32	51	22	105	60	YZG5-7-Z1 1/4"-42
Z1 1/2"	50	40	57	23	115	70	YZG5-7-Z1 1/2"-50

YZG5-8 弯通中间接头

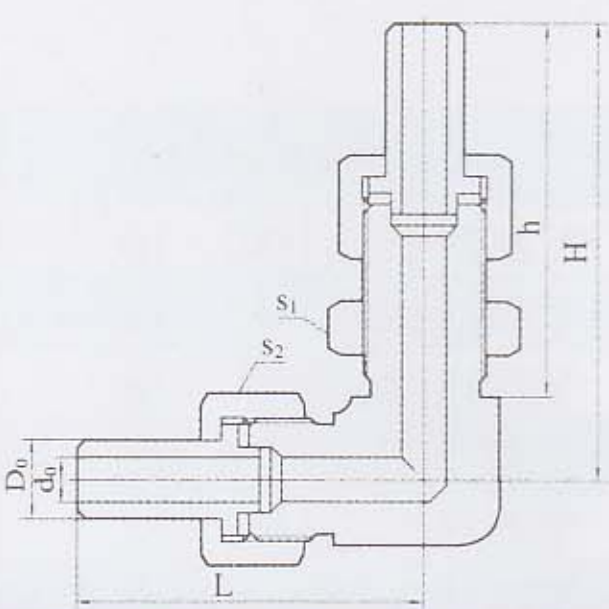
Elbow Pipe Intermediate Connector



D0	d0	L	I	H	S	代号 Code
6	6	17	2	40	17	YZG5-8-6
10	10	20	2	47	19	YZG5-8-10
14	14	25	2	57	27	YZG5-8-14
18	18	29	2	66	32	YZG5-8-18
22	22	32	2	69	36	YZG5-8-22
28	28	36	2	77	41	YZG5-8-28
34	34	41	2	87	50	YZG5-8-34
42	42	48	3	98	60	YZG5-8-42
50	50	55	3	109	70	YZG5-8-50

YZG5-9 弯通穿板接头

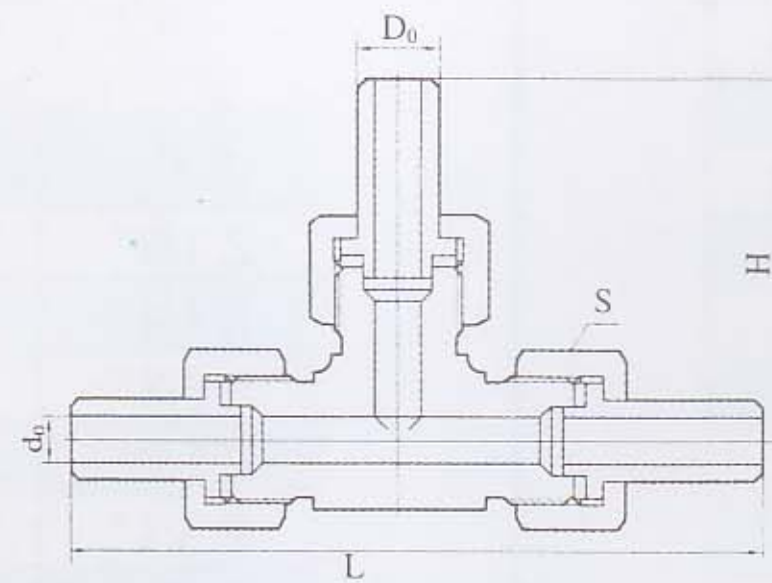
Elbow Pipe through-board Connector



D0	d0	L	H	h	S1	S2	代号 Code
6	3	43	68	57	17	17	YZG5-9-6
10	6	51	76	63	22	19	YZG5-9-10
14	8	59	88	70	30	27	YZG5-9-14
18	10	67	95	75	36	32	YZG5-9-18
22	15	71	103	79	41	36	YZG5-9-22
28	20	79	111	84	50	41	YZG5-9-28
34	25	90	122	91	55	50	YZG5-9-34
42	32	100	137	100	65	60	YZG5-9-42
50	40	110	150	108	75	70	YZG5-9-50

YZG5-10 三通中间接头

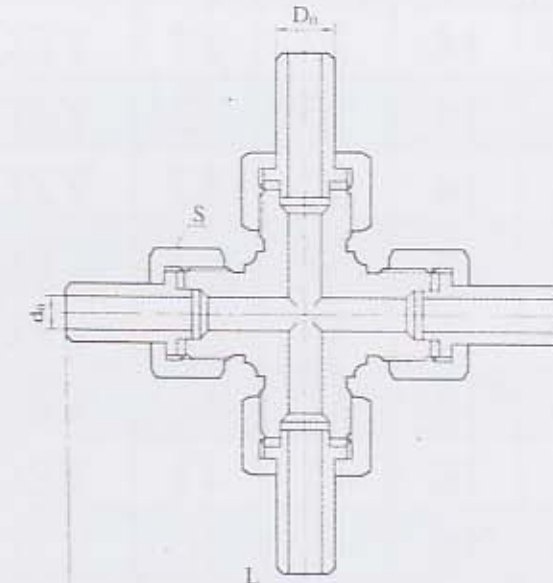
T-pipe Intermediate Connector



D0	d0	L	H	S	代号 Code
6	3	82	41	17	YZG5-10-6
10	6	96	48	19	YZG5-10-10
14	8	116	58	27	YZG5-10-14
18	10	132	66	32	YZG5-10-18
22	15	138	69	36	YZG5-10-22
28	20	156	78	41	YZG5-10-28
34	25	176	88	50	YZG5-10-34
42	32	198	99	60	YZG5-10-42
50	40	218	109	70	YZG5-10-50

YZG5-11 四通中间接头

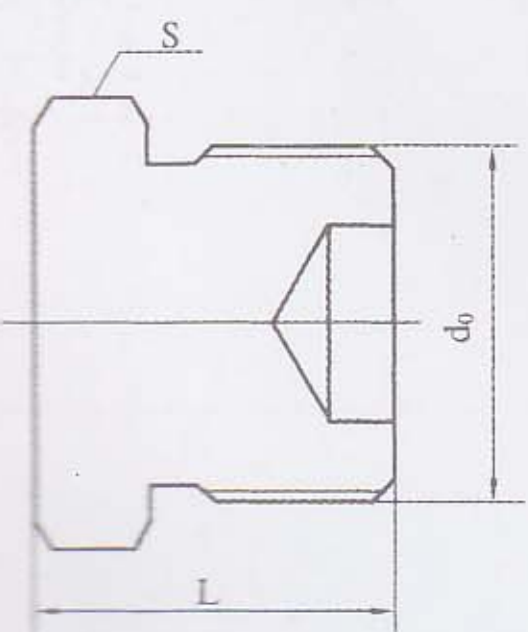
Crossbar Intermediate Connector



D0	d0	L	S	代号 Code
6	3	82	17	YZG5-11-6
10	6	96	19	YZG5-11-10
14	8	116	27	YZG5-11-14
18	10	132	32	YZG5-11-18
22	15	138	36	YZG5-11-22
28	20	156	41	YZG5-11-28
34	25	176	50	YZG5-11-34
42	32	198	60	YZG5-11-42
50	40	218	70	YZG5-11-50

YZG5-12 堵头

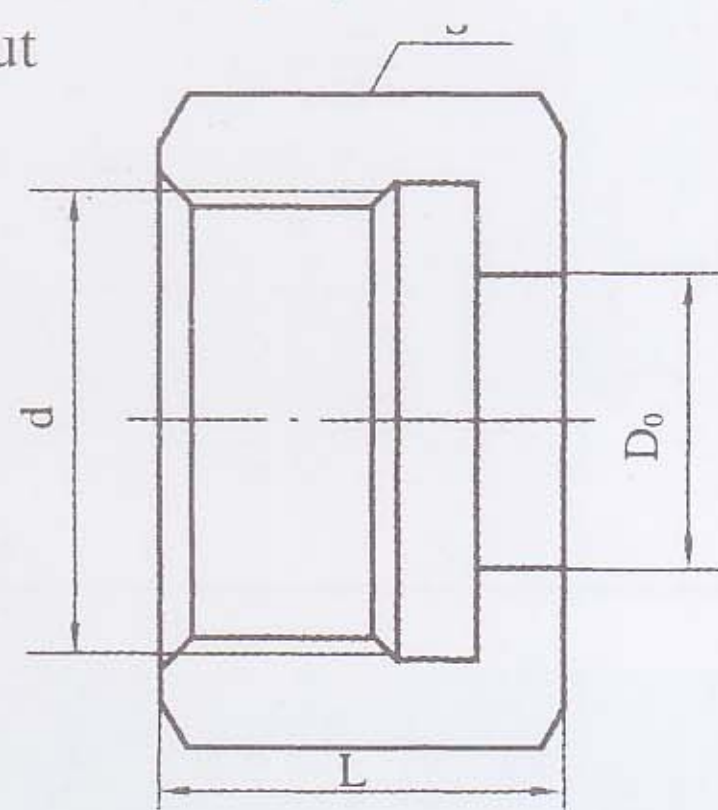
Plug



d	L	S	代号 Code
M12x1.25	18	14	YZG5-12-M12x1.25
M16x1.5	20	17	YZG5-12-M16x1.5
M22x1.5	23	24	YZG5-12-M22x1.5
M27x1.5	25	30	YZG5-12-M27x1.5
M30x1.5	27	32	YZG5-12-M30x1.5
M36x2	31	41	YZG5-12-M36x2
M42x2	35	46	YZG5-12-M42x2
M52x2	41	55	YZG5-12-M52x2
M60x2	46	65	YZG5-12-M60x2

YZG5-13 螺母

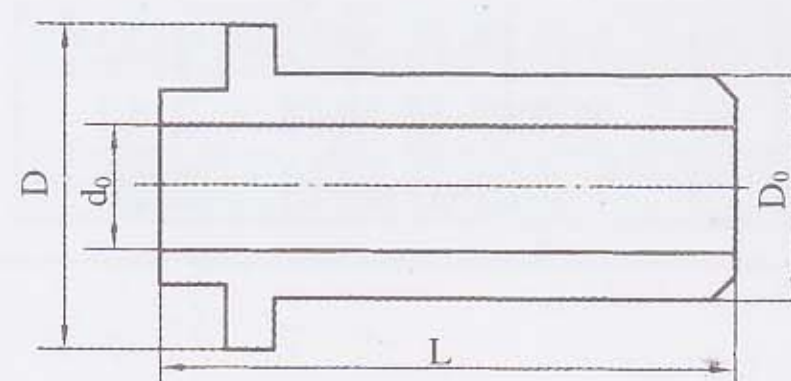
Nut



d	D0	L	S	代号 Code
M12x1.25	6	12	17	YZG5-13-M12x1.25
M16x1.5	10	14	19	YZG5-13-M16x1.5
M22x1.5	14	17	27	YZG5-13-M22x1.5
M27x1.5	18	20	32	YZG5-13-M27x1.5
M30x1.5	22	21	36	YZG5-13-M30x1.5
M36x2	28	22	41	YZG5-13-M36x2
M42x2	34	26	50	YZG5-13-M42x2
M52x2	42	28	60	YZG5-13-M52x2
M60x2	50	30	70	YZG5-13-M60x2

YZG5-14 接管

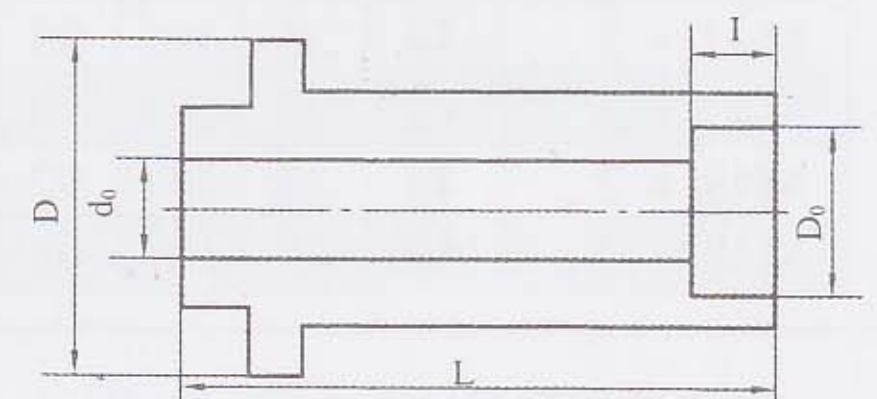
Connecting pipe



D0	d0	D	L	代号 Code
6	3	10	25	YZG5-14-6
10	6	14	29	YZG5-14-10
14	8	20	33	YZG5-14-14
18	10	24	37	YZG5-14-18
22	15	27	38	YZG5-14-22
28	20	33	41	YZG5-14-28
34	25	39	44	YZG5-14-34
42	32	49	46	YZG5-14-42
50	40	57	50	YZG5-14-50

YZG5-15 变径接管

Flexible disconnecting pipe

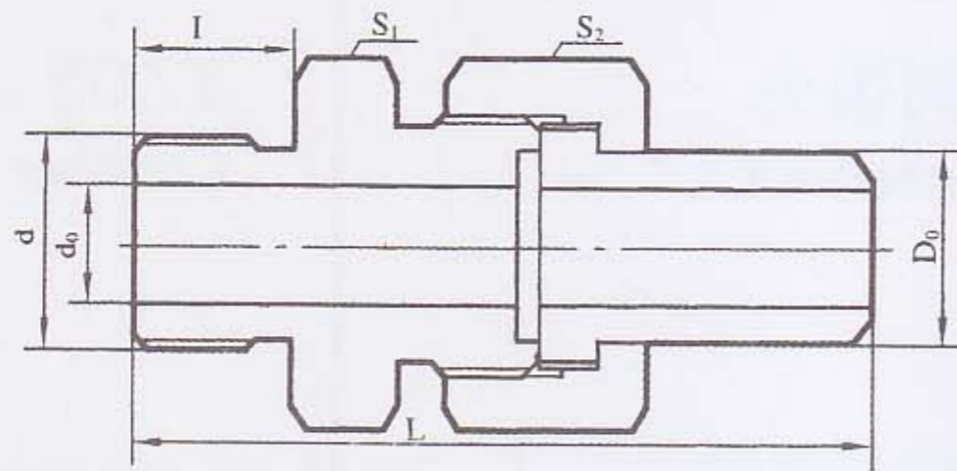


D0	d0	D	L	I	代号 Code
6	3	14	29	5	YZG5-15-6
10	6	20	33	5	YZG5-15-10
14	8	24	37	5	YZG5-15-14
18	10	27	38	6	YZG5-15-18
22	15	33	41	6	YZG5-15-22
28	20	39	44	6	YZG5-15-28
34	25	49	46	8	YZG5-15-34
42	32	57	50	8	YZG5-15-42

YZG5 焊接式管接头

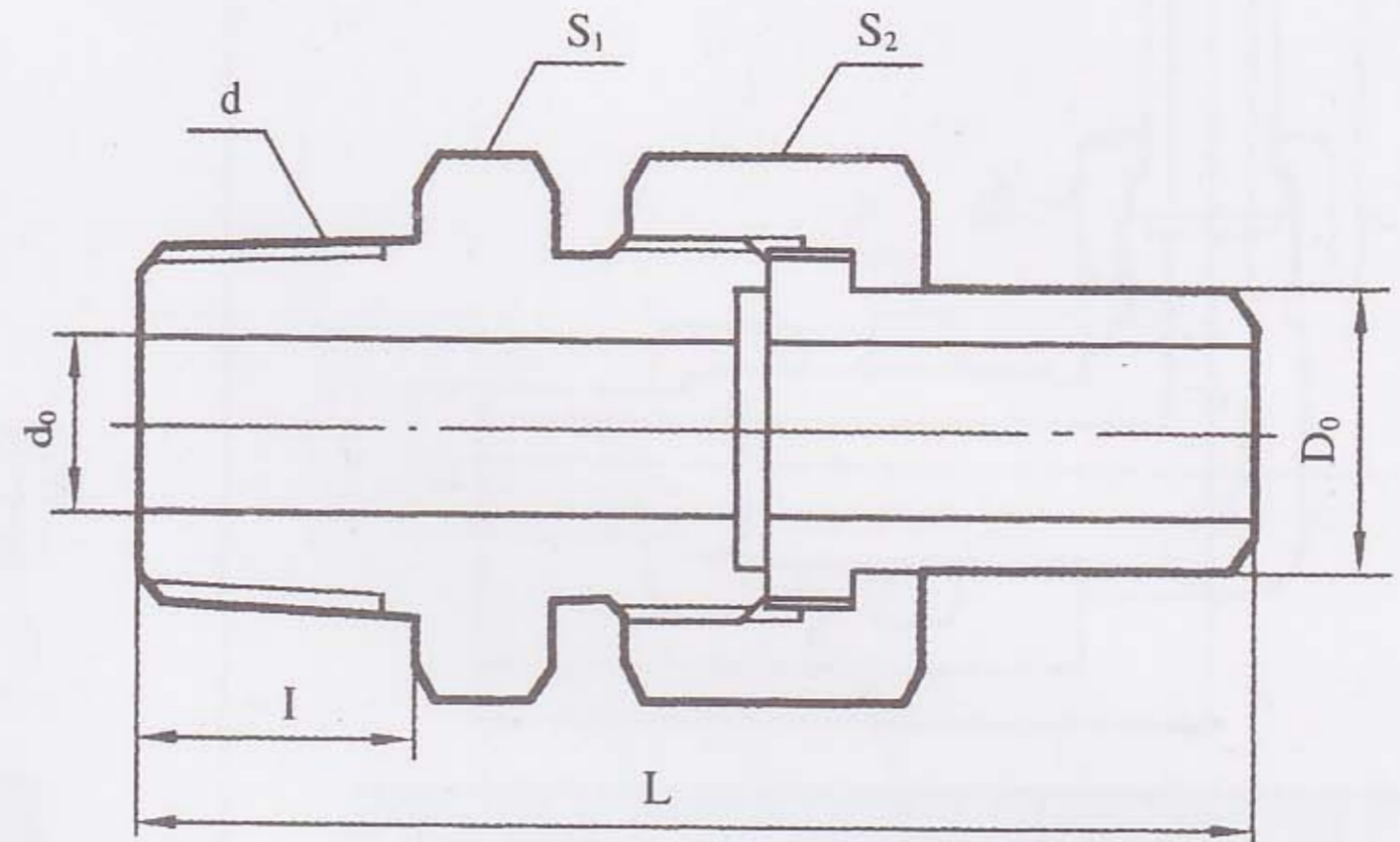
Welding pipe connector

YZG5-16 直通终端接头 Extreme Straight-through Sleeve



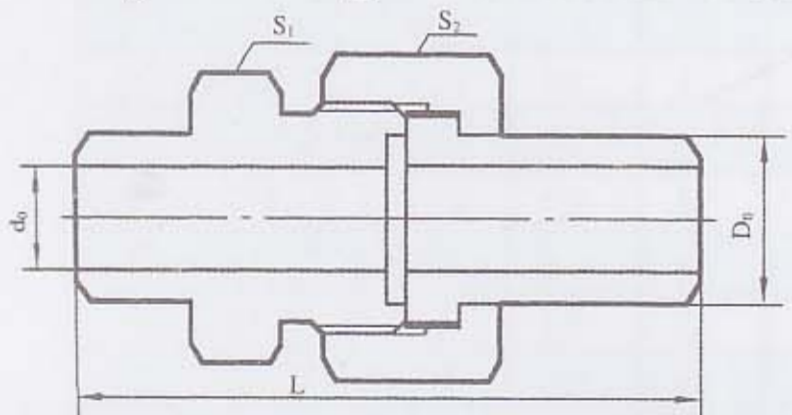
d	D ₀	d ₀	L	I	S ₁	S ₂	代号 Code
M10 × 1	6	3	45	9	14	17	YZG5-16-M10 × 1-6
M10 × 1	10	4	51	9	17	19	YZG5-16-M10 × 1-10
M14 × 1.5	10	6	55	12	19	19	YZG5-16-M14 × 1.5-10
M14 × 1.5	14	8	61	12	24	27	YZG5-16-M14 × 1.5-14
M18 × 1.5	14	10	63	14	27	27	YZG5-16-M18 × 1.5-14
M18 × 1.5	18	10	69	14	30	32	YZG5-16-M18 × 1.5-18
M22 × 1.5	18	12	69	14	32	32	YZG5-16-M22 × 1.5-18
M22 × 1.5	22	12	70	14	32	36	YZG5-16-M22 × 1.5-22
M27 × 1.5	22	15	74	16	36	36	YZG5-16-M27 × 2-22
M27 × 1.5	28	17	79	16	41	41	YZG5-16-M27 × 2-28
M33 × 2	28	20	79	16	41	41	YZG5-16-M33 × 2-28
M33 × 2	34	22	86	16	46	50	YZG5-16-M33 × 2-34
M42 × 2	34	25	92	18	55	50	YZG5-16-M42 × 2-34
M42 × 2	42	28	96	18	55	60	YZG5-16-M42 × 2-42
M48 × 2	42	32	98	20	60	60	YZG5-16-M48 × 2-42
M48 × 2	50	40	106	20	65	70	YZG5-16-M48 × 2-50
M10 × 1	6	3	77	41	14	17	YZG5-16J-M10 × 1-6
M10 × 1	10	4	86	44	17	19	YZG5-16J-M10 × 1-10
M14 × 1.5	10	6	90	47	19	19	YZG5-16J-M14 × 1.5-10
M14 × 1.5	14	8	104	55	24	27	YZG5-16J-M14 × 1.5-14
M18 × 1.5	14	10	106	57	27	27	YZG5-16J-M18 × 1.5-14
M18 × 1.5	18	10	114	59	30	32	YZG5-16J-M18 × 1.5-18
M22 × 1.5	18	12	114	59	32	32	YZG5-16J-M22 × 1.5-18
M22 × 1.5	22	12	118	60	32	36	YZG5-16J-M22 × 1.5-22
M27 × 2	22	15	122	64	36	36	YZG5-16J-M27 × 2-22
M27 × 2	28	17	133	70	41	41	YZG5-16J-M27 × 2-28
M33 × 2	28	20	133	70	41	41	YZG5-16J-M33 × 2-28
M33 × 2	34	22	151	81	46	50	YZG5-16J-M33 × 2-34
M42 × 2	34	25	157	83	55	50	YZG5-16J-M42 × 2-34
M42 × 2	42	28	168	90	55	60	YZG5-16J-M42 × 2-42
M48 × 2	42	32	172	92	60	60	YZG5-16J-M48 × 2-42
M48 × 2	50	40	184	98	65	70	YZG5-16J-M48 × 2-50

YZG5-17 直通终端锥管接头 Extreme Straight-through Sleeve for Conical Pipe



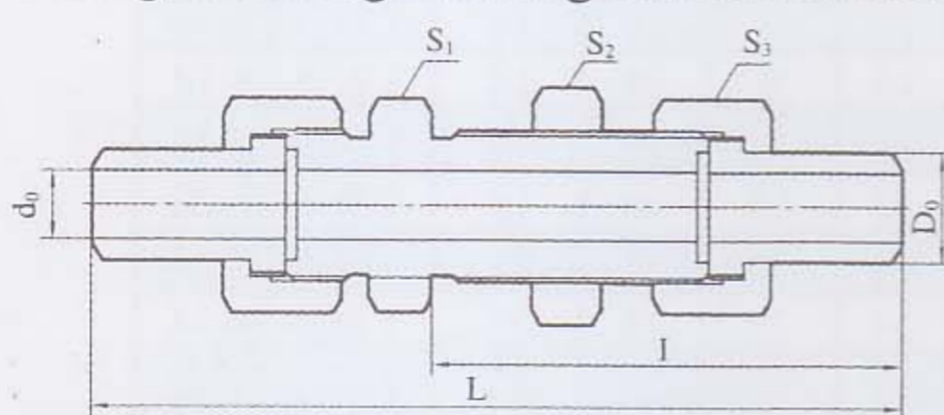
d	D ₀	d ₀	L	I	S ₁	S ₂	代号 Code
Z 1/8"	10	6	52	9	19	19	YZG5-17-Z 1/8" -10
Z 1/4"	14	8	60	11	24	27	YZG5-17-Z 1/4" -14
Z 3/8"	18	10	67	12	30	32	YZG5-17-Z 3/8" -18
Z 1/2"	22	15	73	15	36	36	YZG5-17-Z 1/2" -22
Z 3/4"	28	20	80	17	41	41	YZG5-17-Z 3/4" -28
Z 1"	34	25	93	19	50	50	YZG5-17-Z 1" -34
Z 1 1/4"	42	32	100	22	60	60	YZG5-17-Z 1 1/4" -42
Z 1 1/2"	50	40	109	23	65	70	YZG5-17-Z 1 1/2" -50
Z 1/8"	10	6	68	25	19	19	YZG5-17J-Z 1/8" -10
Z 1/4"	14	8	83	29	24	27	YZG5-17J-Z 1/4" -14
Z 3/8"	18	10	88	33	30	32	YZG5-17J-Z 3/8" -18
Z 1/2"	22	15	93	35	36	36	YZG5-17J-Z 1/2" -22
Z 3/4"	28	20	102	39	41	41	YZG5-17J-Z 3/4" -28
Z 1"	34	25	120	48	50	50	YZG5-17J-Z 1" -34
Z 1 1/4"	42	32	130	52	60	60	YZG5-17J-Z 1 1/4" -42
Z 1 1/2"	50	40	142	56	65	70	YZG5-17J-Z 1 1/2" -50

YZG5-18 直通中间接头 Straight-through Intermediate Sleeve



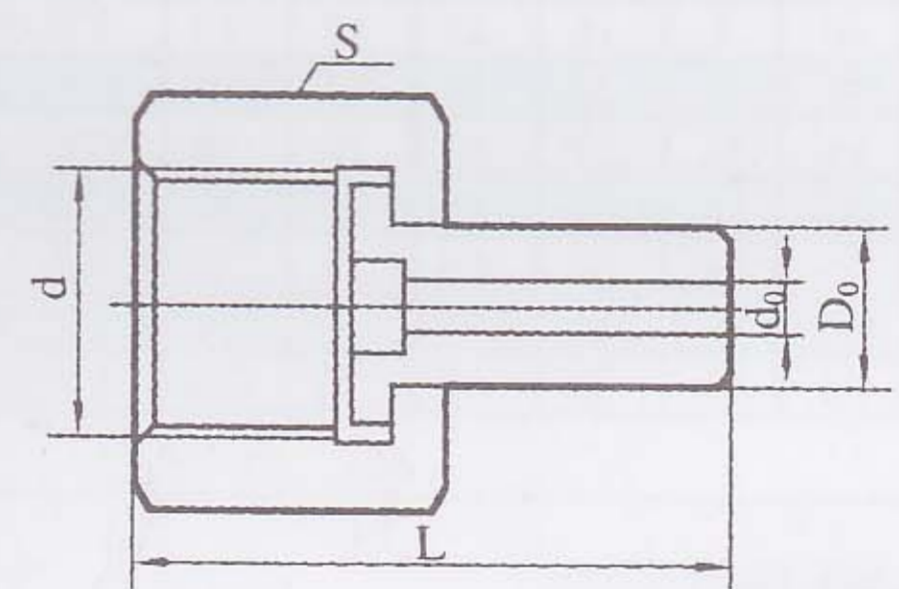
D ₀	d ₀	L	S ₁	S ₂	代号 Code
6	3	44	14	17	YZG5-18-6
10	6	49	19	19	YZG5-18-10
14	8	60	24	27	YZG5-18-14
18	10	66	32	32	YZG5-18-18
22	15	69	36	36	YZG5-18-22
28	20	77	41	41	YZG5-18-28
34	25	88	50	50	YZG5-18-34
42	32	97	60	60	YZG5-18-42
50	40	106	70	70	YZG5-18-50

YZG5-19 直通穿板接头 Straight-through through board connector



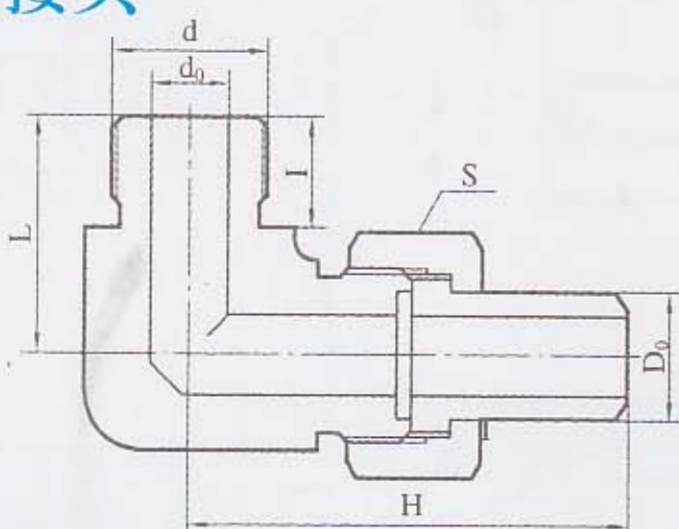
D ₀	d ₀	L	I	S ₁	S ₂	S ₃	代号 Code
6	3	92	55	17	17	17	YZG5-19-6
10	6	104	61	19	22	19	YZG5-19-10
14	8	117	68	27	30	27	YZG5-19-14
18	10	127	72	32	36	32	YZG5-19-18
22	15	134	76	36	41	36	YZG5-19-22
28	20	144	81	41	50	41	YZG5-19-28
34	25	160	88	50	55	50	YZG5-19-34
42	32	174	96	60	65	60	YZG5-19-42
50	40	190	104	70	75	70	YZG5-19-50

YZG5-20 压力表直通接头 Manometer Straight-through through sleeve



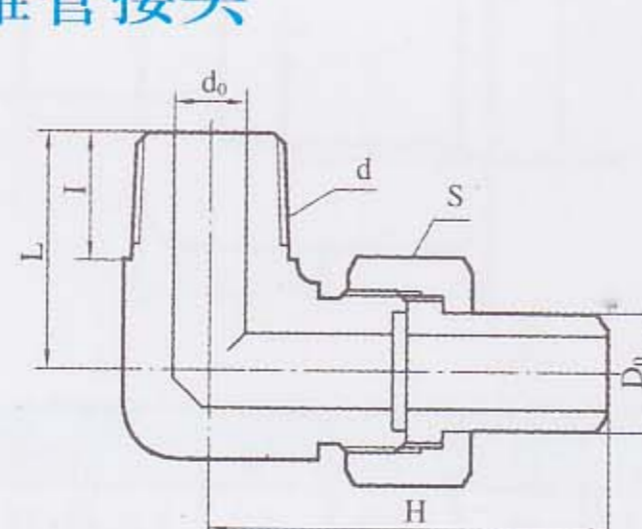
d	D ₀	d ₀	L	S	代号 Code
M14x1.5	6	3	28	17	YZG5-20-M14x1.5-6
M20x1.5	14	8	38	27	YZG5-20-M20x1.5-10
G1/2"	14	8	38	27	YZG5-20-G1/2"-14

YZG5-21 弯通终端接头 Extreme elbow pipe connector



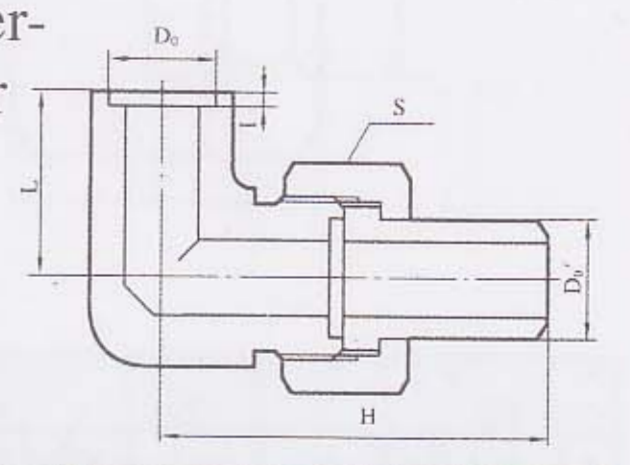
d	D ₀	d ₀	L	I	H	S	代号 Code
M10x1	10	6	20	9	46	19	YZG5-21-M10x1-10
M14x1.5	14	8	23	12	55	27	YZG5-21-M14x1.5-14
M18x1.5	18	10	30	14	63	32	YZG5-21-M18x1.5-18
M22x1.5	22	15	35	14	66	36	YZG5-21-M22x1.5-22
M27x2	28	20	37	16	86	41	YZG5-21-M27x2-28
M33x2	34	25	40	16	76	50	YZG5-21-M33x2-34
M42x2	42	32	47	18	95	60	YZG5-21-M42x2-42
M48x2	50	40	54	20	107	70	YZG5-21-M48x2-50

YZG5-22 弯通终端锥管接头 Extreme elbow pipe connector for Conical Pipe



d	D ₀	d ₀	L	I	H	S	代号 Code
Z 1/8"	10	6	20	9	47	19	YZG5-22-Z 1/8"-10
Z 1/4"	14	8	22	11	55	27	YZG5-22-Z 1/4"-14
Z 3/8"	18	10	28	12	63	32	YZG5-22-Z 3/8"-18
Z 1/2"	22	15	36	15	68	36	YZG5-22-Z 1/2"-22
Z 3/4"	28	20	38	17	76	41	YZG5-22-Z 3/4"-28
Z 1"	34	25	43	19	88	50	YZG5-22-Z 1"-34
Z 1 1/4"	42	32	51	22	98	60	YZG5-22-Z 1 1/4"-42
Z 1 1/2"	50	40	57	23	107	70	YZG5-22-Z 1 1/2"-50

YZG5-23 弯通中间接头 Extreme pipe intermediate connector



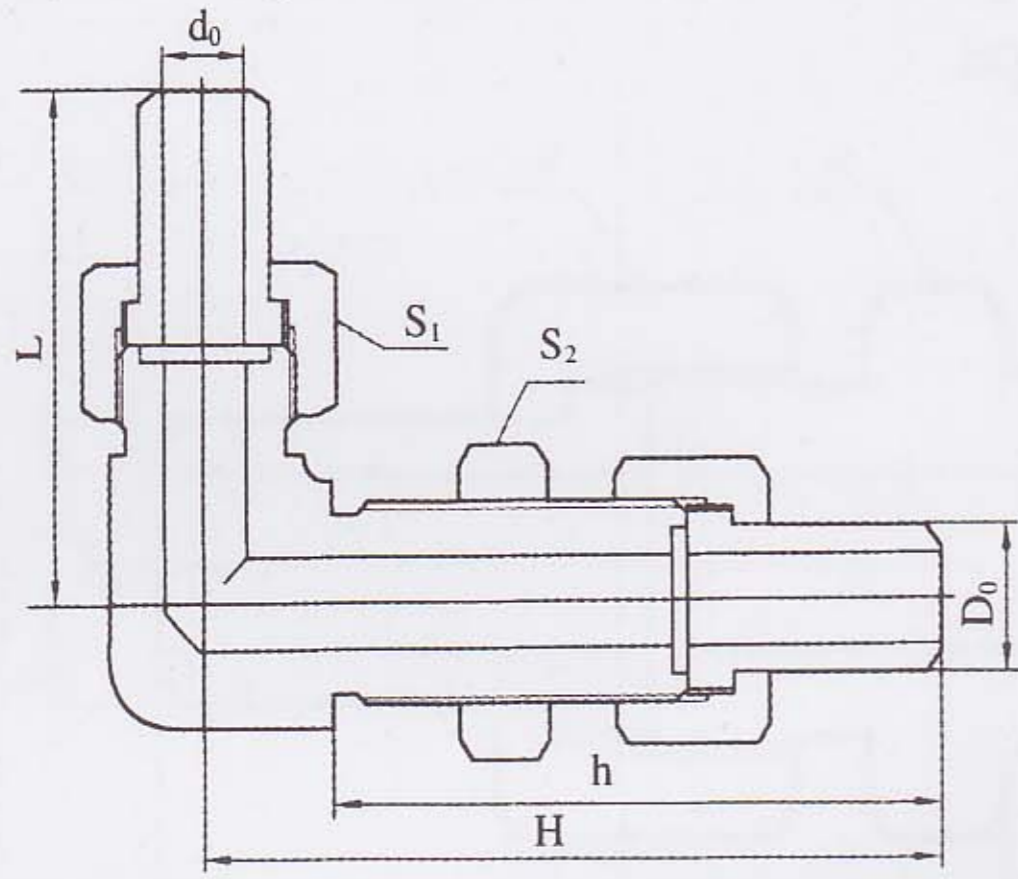
D	D ₀	L	I	S	H	代号 Code
6	6	17	2	17	39	YZG5-23-6
10	10	20	2	19	46	YZG5-23-10
14	14	25	2	27	55	YZG5-23-14
18	18	29	2	32	63	YZG5-23-18
22	22	32	2	36	66	YZG5-23-22
28	28	36	2	41	74	YZG5-23-28
34	34	41	2	50	84	YZG5-23-34
42	42	48	3	60	94	YZG5-23-42
50	50	55	3	70	105	YZG5-23-50

YZG5 焊接式管接头

Welding pipe connector

YZG5-24 弯通穿板接头

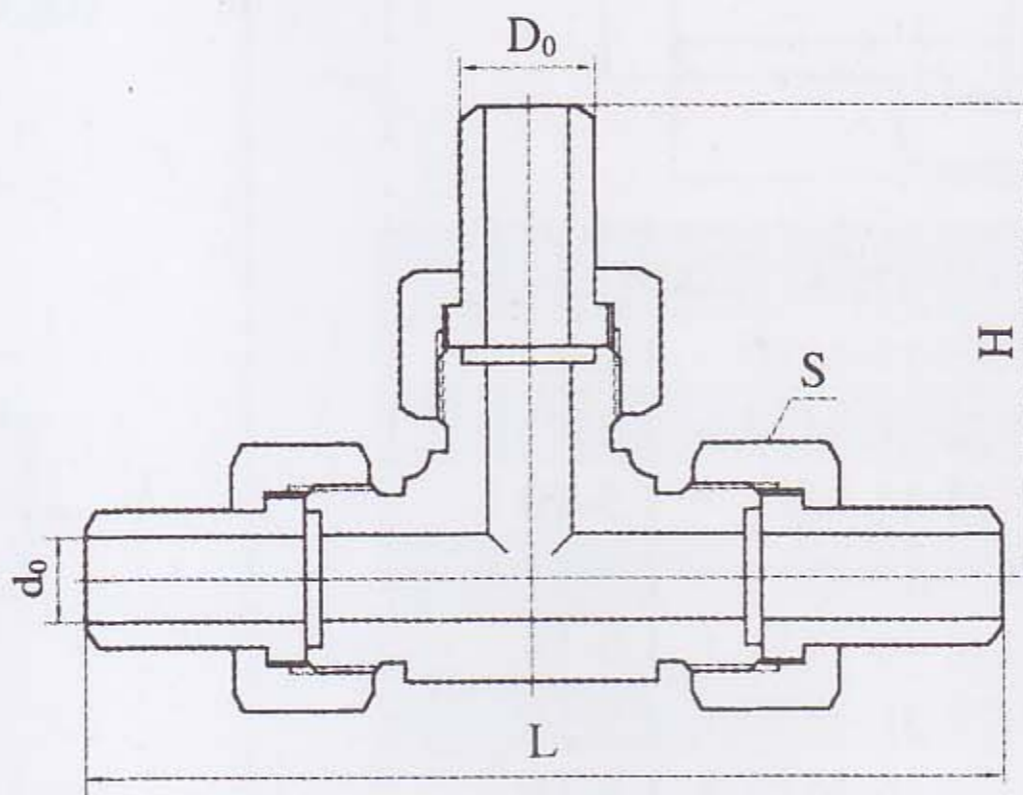
Elbow Pipe Through board connector



D	d	L	H	h	S2	S3	代号 Code
6	3	41	66	55	17	17	YZG5-24-6
10	6	49	74	61	22	19	YZG5-24-10
14	8	56	85	68	30	27	YZG5-24-14
18	10	64	92	72	36	32	YZG5-24-18
22	15	68	100	76	41	36	YZG5-24-22
28	20	76	108	81	50	41	YZG5-24-28
34	25	87	119	88	55	50	YZG5-24-34
42	32	96	133	96	65	60	YZG5-24-42
50	40	107	147	104	75	70	YZG5-24-50

YZG5-25 三通中间接头

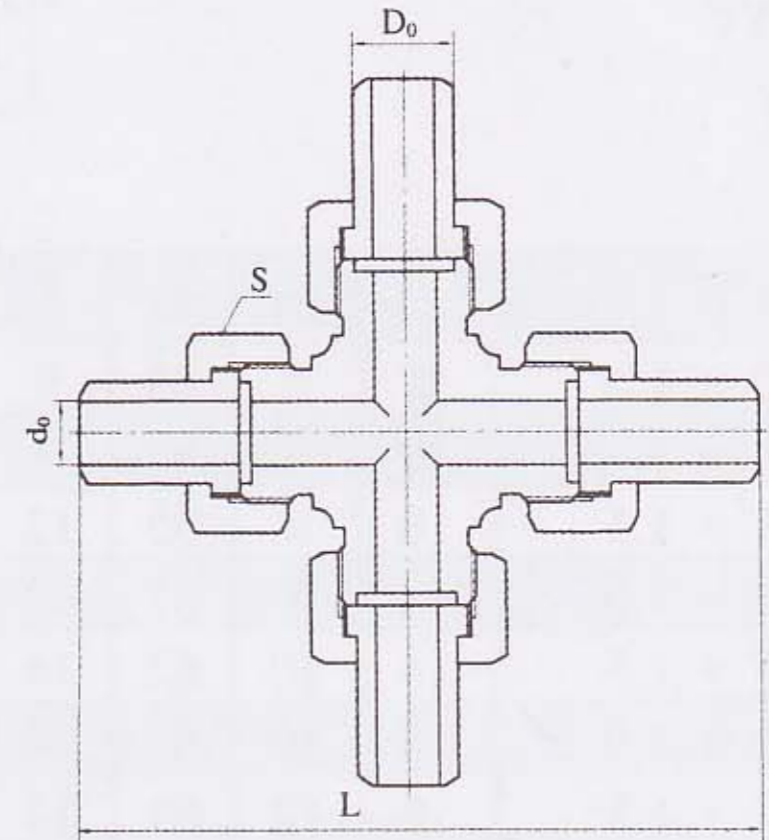
T-pipe intermediate connector



D0	d0	L	H	S	代号 Code
6	3	78	39	17	YZG5-25-6
10	6	92	46	19	YZG5-25-10
14	8	110	55	27	YZG5-25-14
18	10	125	62	32	YZG5-25-18
22	15	130	65	36	YZG5-25-22
28	20	148	74	41	YZG5-25-28
34	25	168	84	50	YZG5-25-34
42	32	188	94	60	YZG5-25-42
50	40	208	103	70	YZG5-25-50

YZG5-26 四通中间接头

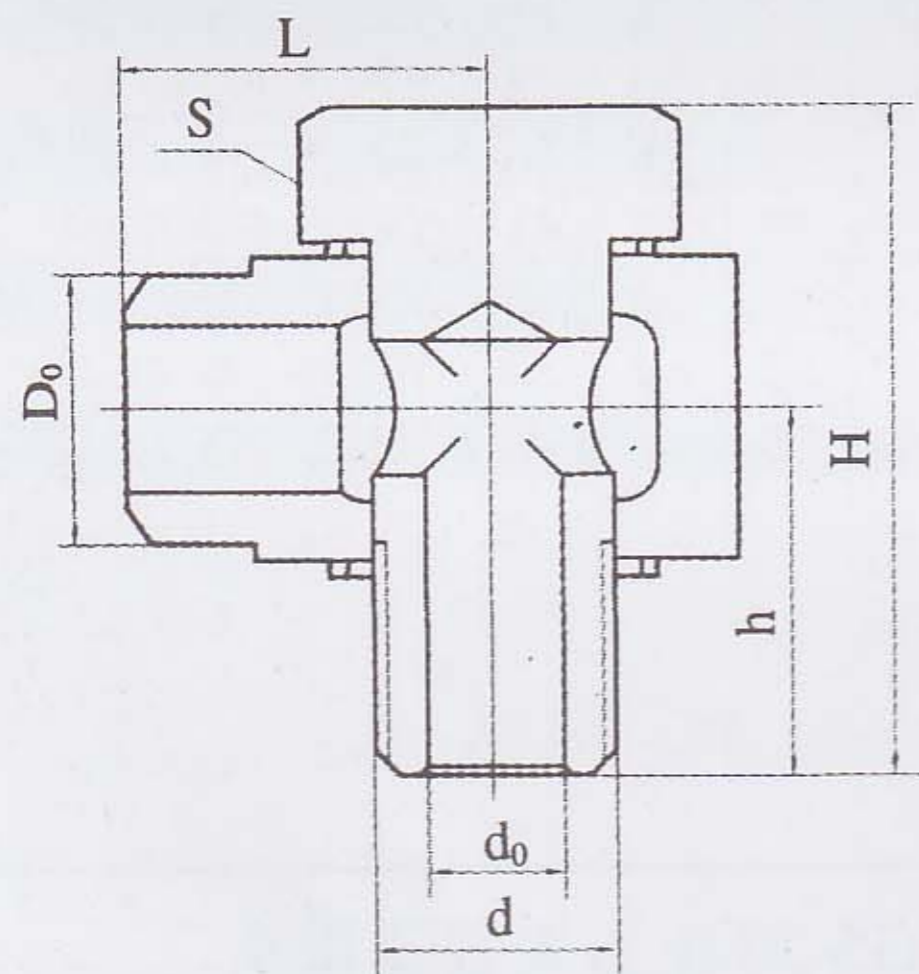
Crossber intermediate connector



D0	d0	L	S	代号 Code
6	3	78	17	YZG5-26-6
10	6	92	19	YZG5-26-10
14	8	110	27	YZG5-26-14
18	10	125	32	YZG5-26-18
22	15	130	36	YZG5-26-22
28	20	148	41	YZG5-26-28
34	25	168	50	YZG5-26-34
42	32	188	60	YZG5-26-42
50	40	208	70	YZG5-26-50

YZG5-27 铰接管接头

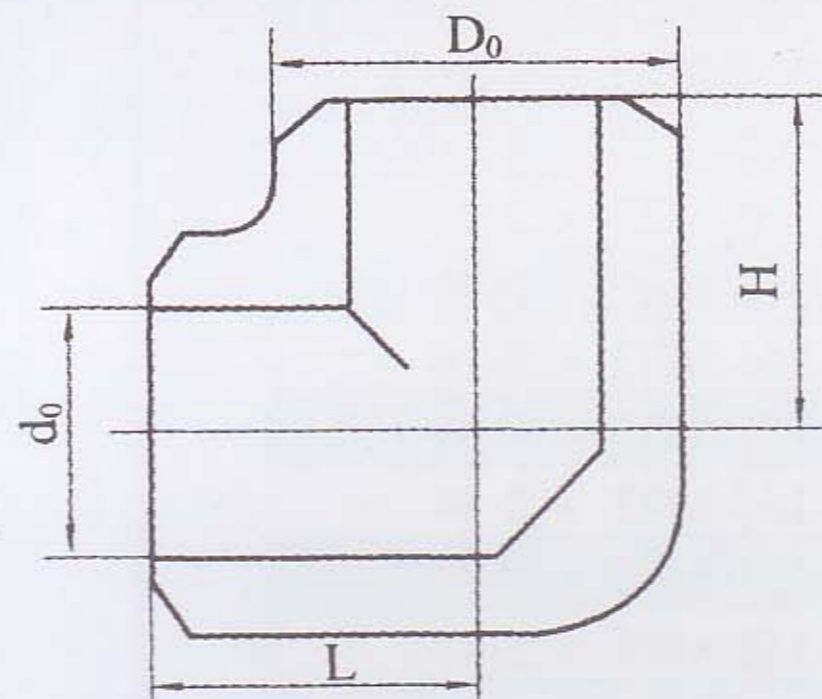
Articulated pipe connector



d	D0	d0	L	I	H	S	代号 Code
M10x1	10	4	16	32	17	17	YZG5-27-M10x1-10
M14x1.5	14	8	22	40	22	19	YZG5-27-M14x1.5-14
M18x1.5	18	11	27	47	26	24	YZG5-27-M18x1.5-18
M20x1.5	18	12	27	47	26	27	YZG5-27-M20x1.5-18
M22x1.5	22	14	33	58	32	30	YZG5-27-M22x2-22
M24x1.5	22	16	33	58	32	32	YZG5-27-M24x2-22
M27x2	28	18	33	67	36	36	YZG5-27-M27x2-28

YZG5-28 弯通焊接接管

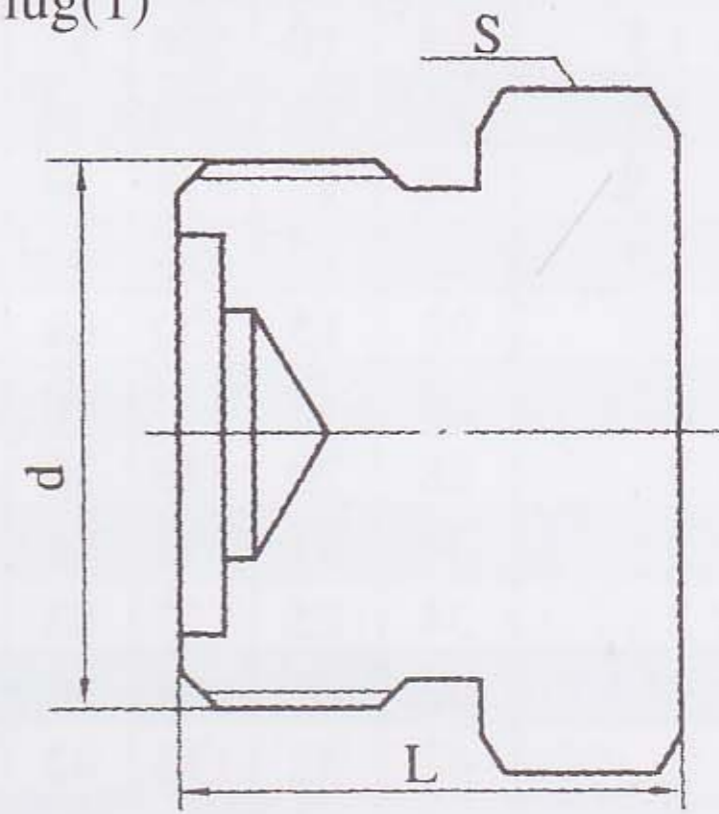
Welding Connecting Pipe for Elbow Pipe



D0	d0	L	H	代号 Code
6	3	9	9	YZG5-28-6
10	6	11	11	YZG5-28-10
14	8	14	14	YZG5-28-14
18	10	16	16	YZG5-28-18
22	15	18	18	YZG5-28-22
28	20	21	21	YZG5-28-28
34	25	25	25	YZG5-28-34
42	32	29	29	YZG5-28-42
50	40	33	33	YZG5-28-50

YZG5-29 堵头(一)

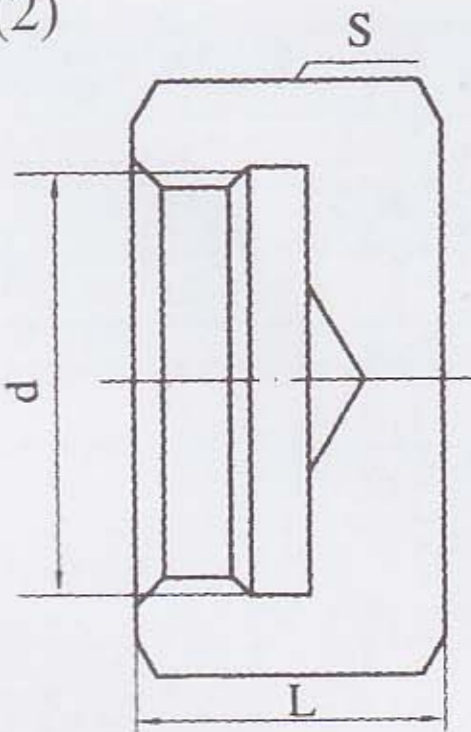
Plug(1)



d0	L	H	代号 Code
M12x1.25	16	14	YZG5-29-M12x1.25
M16x1.5	18	17	YZG5-29-M16x1.5
M22x1.5	21	24	YZG5-29-M22x1.5
M27x1.5	23	30	YZG5-29-M27x1.5
M30x1.5	24	32	YZG5-29-M30x1.5
M36x2	28	41	YZG5-29-M36x2
M42x2	32	46	YZG5-29-M42x2
M52x2	38	55	YZG5-29-M52x2
M60x2	42	65	YZG5-29-M60x2

YZG5-30 堵头(二)

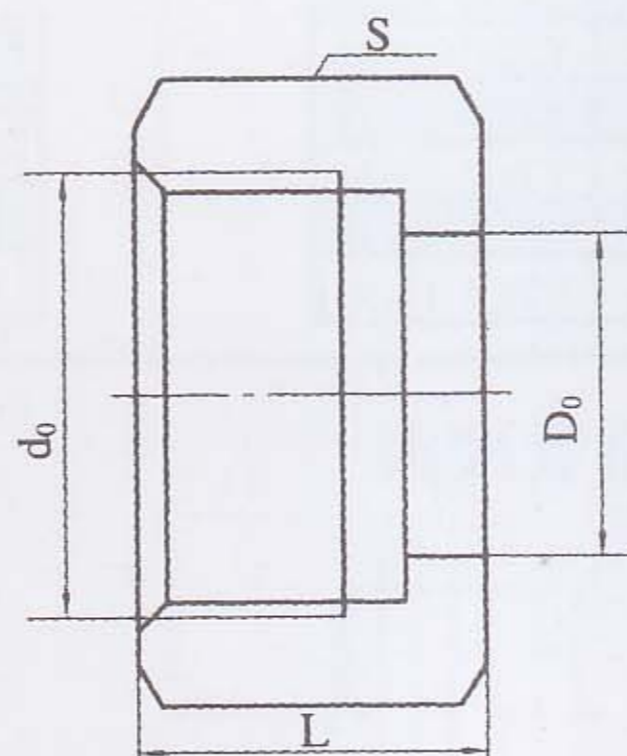
plug(2)



d0	L	S	代号 Code
M12x1.25	12	17	YZG5-30-M12x1.25
M16x1.5	14	19	YZG5-30-M16x1.5
M22x1.5	17	27	YZG5-30-M22x1.5
M27x1.5	20	32	YZG5-30-M27x1.5
M30x1.5	21	36	YZG5-30-M30x1.5
M36x2	22	41	YZG5-30-M36x2
M42x2	26	50	YZG5-30-M42x2
M52x2	28	60	YZG5-30-M52x2
M60x2	30	70	YZG5-30-M60x2

YZG5-31 螺母

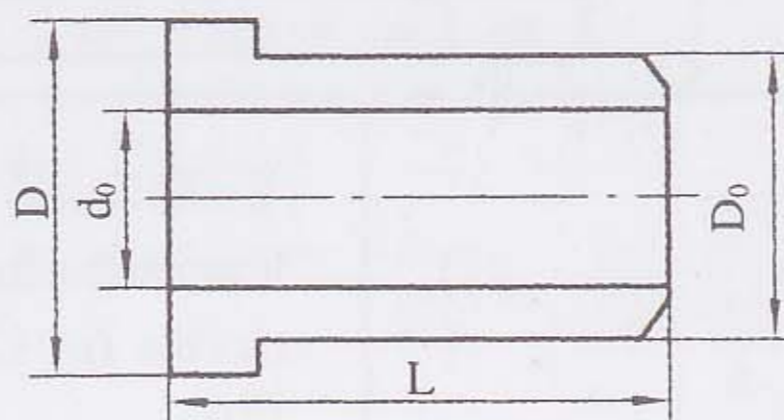
Nut



d0	D0	L	S	代号 Code
M12x1.25	6	12	17	YZG5-31-M12x1.25
M16x1.5	10	14	19	YZG5-31-M16x1.5
M22x1.5	14	17	27	YZG5-31-M22x1.5
M27x1.5	18	20	32	YZG5-31-M27x1.5
M30x1.5	22	21	36	YZG5-31-M30x1.5
M36x2	28	22	41	YZG5-31-M36x2
M42x2	34	26	50	YZG5-31-M42x2
M52x2	42	28	60	YZG5-31-M52x2
M60x2	50	30	70	YZG5-31-M60x2

YZG5-32 接管

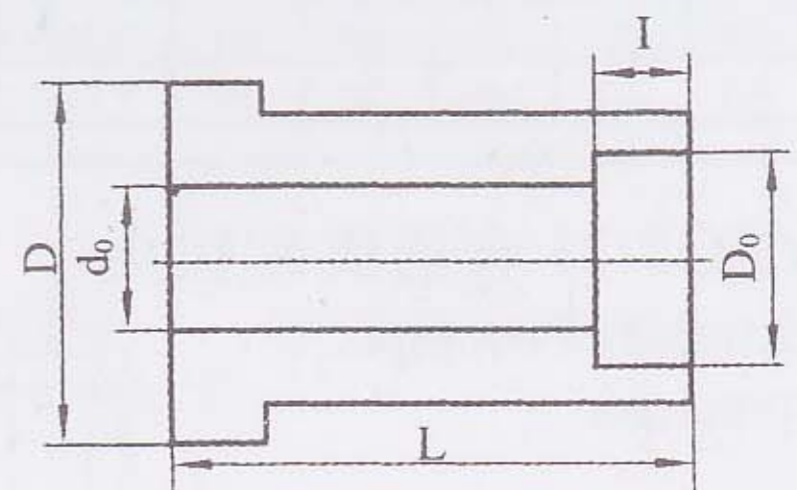
Cometing pipe



D0	d0	D	L	代号 Code
6	3	10	20	YZG5-32-6
10	6	14	24	YZG5-32-10
14	8	20	28	YZG5-32-14
18	10	27	32	YZG5-32-18
22	15	27	32	YZG5-32-22
28	20	33	35	YZG5-32-28
34	25	39	38	YZG5-32-34
42	32	49	40	YZG5-32-42
50	40	57	44	YZG5-32-50

YZG5-33 变径接管

Flexible D Connecting Pipe



D0	d0	D	L	I	代号 Code
6	3	14	24	5	YZG5-33-6
10	6	20	28	5	YZG5-33-10
14	8	24	32	5	YZG5-33-14
18	10	27	32	6	YZG5-33-18
22	15	33	35	6	YZG5-33-22
28	20	39	38	6	YZG5-33-28
34	25	49	40	8	YZG5-33-34
42	32	57	44	8	YZG5-33-42

YZG6-16 系列自控仪表管路附件

Gauge pipe auxiliary

YZG6 承插焊式接头

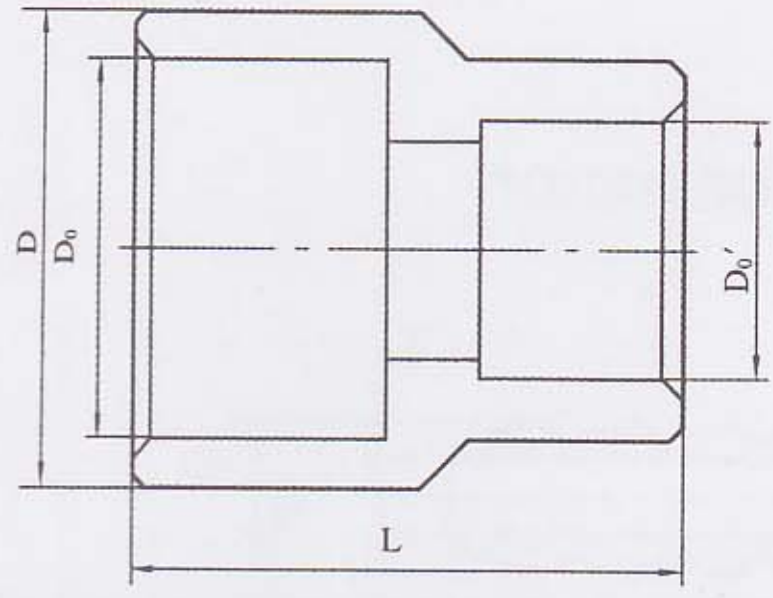
Spigot-and-socket pipe connector

• 材料: 20、1Cr18Ni9Ti、316、316L

• Material: 20、1Cr18Ni9Ti、316、316L

YZG6-1 承插焊异径接头

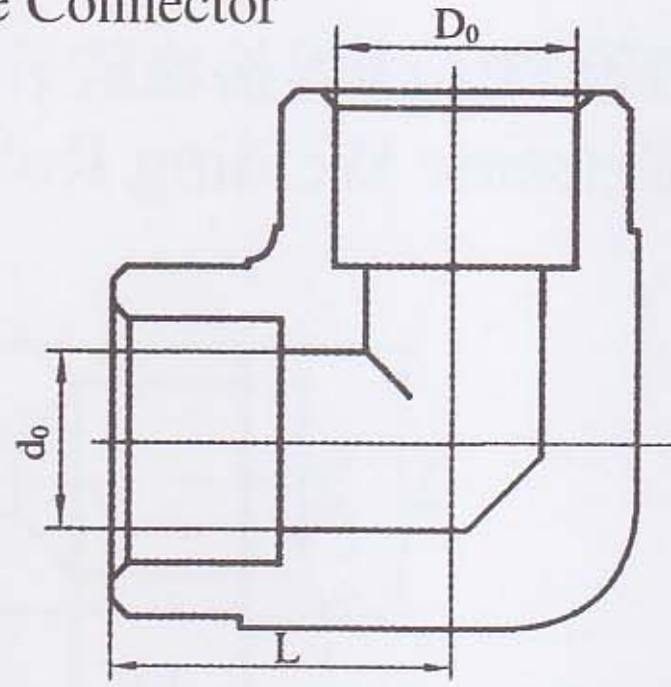
Spigot-and-socket Socket Reducing



D0'	D0	D	L	代号 Code
28	19	35	42	YZG6-1-28-19
35	19	44	45	YZG6-1-35-19
49	19	65	48	YZG6-1-49-19
28	23	35	44	YZG6-1-28-23
35	23	44	47	YZG6-1-35-23
49	23	65	50	YZG6-1-49-23
35	28	44	48	YZG6-1-35-28
49	28	65	52	YZG6-1-49-28

YZG6-2 承插焊弯通接头

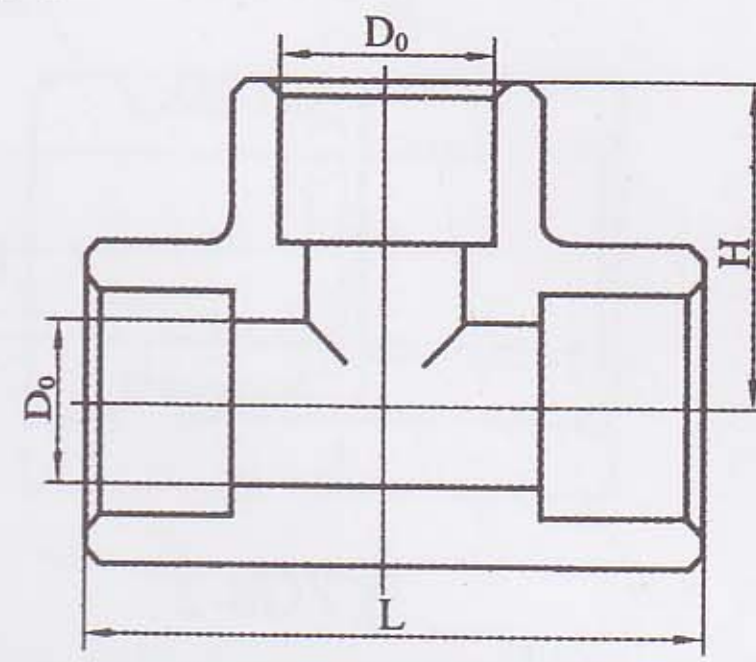
Spigot-and-socket Welding Elbow Pipe Connector



D0'	d0	L	代号 Code
15	11	22	YZG6-2-15
19	13	25	YZG6-2-19
23	18	30	YZG6-2-23
28	23	35	YZG6-2-28
35	29	40	YZG6-2-35
49	43	53	YZG6-2-49

YZG6-3 承插焊三通接头

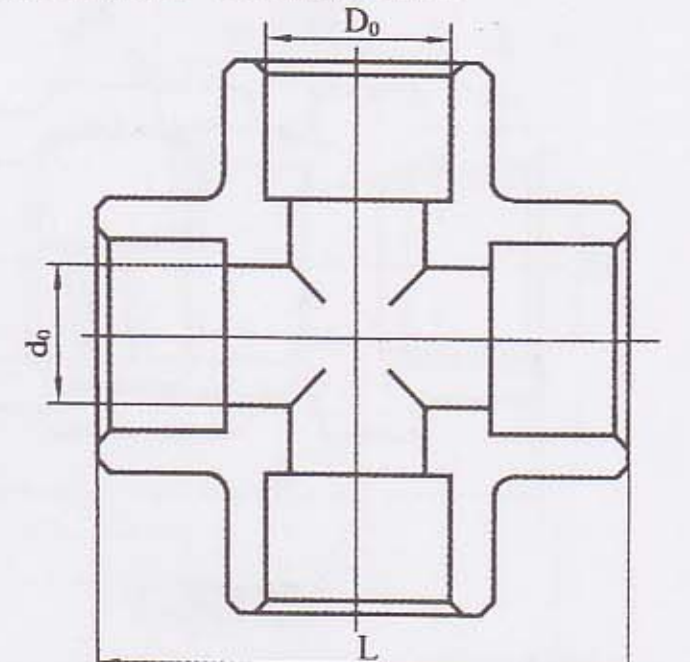
Spigot-and-socket Welding T-pipe Connector



D0'	d0	L	L	代号 Code
15	11	44	22	YZG6-3-15
19	13	50	25	YZG6-3-19
23	18	60	30	YZG6-3-23
28	23	70	35	YZG6-3-28
35	29	80	40	YZG6-3-35
49	43	106	53	YZG6-3-49

YZG6-4 承插焊四通接头

Spigot-and-socket Welding Crossbar Connector



D0'	d0	L	代号 Code
15	11	44	YZG6-4-15
19	13	50	YZG6-4-19
23	18	60	YZG6-4-23
28	23	70	YZG6-4-28
35	29	80	YZG6-4-35
49	43	106	YZG6-4-49

YZG7 内螺纹式管接头

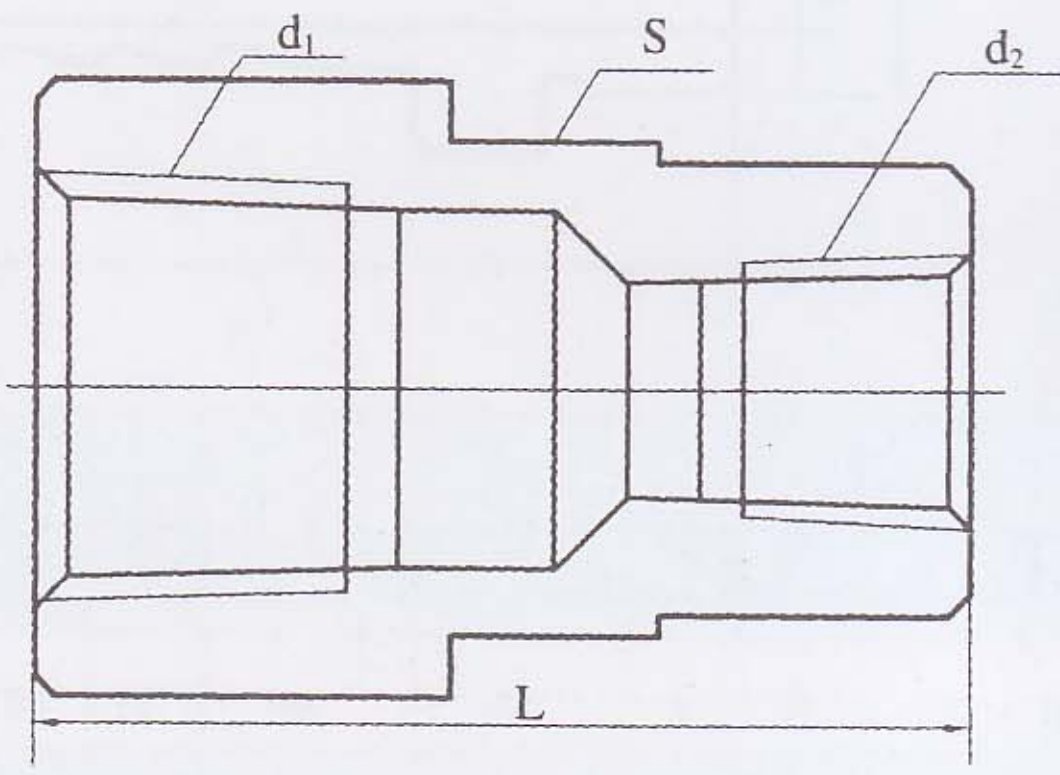
Female pipe adapter

• 材料 Material: 20、304、1Cr18Ni9Ti、316、316L

• 螺纹可 thread can be M、G、ZG、PT、NPT

YZG7-1 内螺纹异径接头

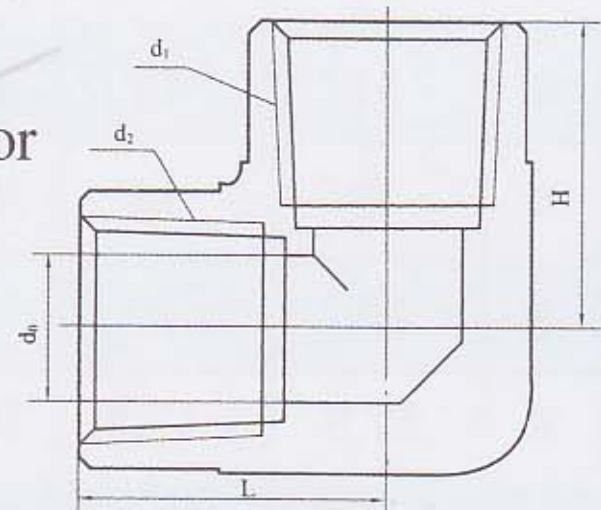
Inside thread Reducing Union



d1	d2	L	S	代号 Code
ZG 1/4"	ZG 1/4"	30	19	YZG7-1-ZG 1/4"
ZG 3/8"	ZG 3/8"	35	19	YZG7-1-ZG 3/8"
ZG 1/2"	ZG 1/2"	45	24	YZG7-1-ZG 1/2"
ZG 3/4"	ZG 3/4"	50	30	YZG7-1-ZG 3/4"
ZG1"	ZG1"	55	36	YZG7-1-ZG1"
ZG1 1/2"	ZG1 1/2"	65	50	YZG7-1-ZG1 1/2"
ZG2"	ZG2"	70	60	YZG7-1-ZG2"
ZG 1/2"	ZG 1/4"	45	24	YZG7-1-ZG 1/2" -ZG 1/4"
ZG 3/4"	ZG 3/8"	50	30	YZG7-1-ZG 3/4" -ZG 3/8"
ZG1"	ZG 3/8"	60	36	YZG7-1-ZG1" -ZG 3/8"
ZG1"	ZG 3/4"	60	36	YZG7-1-ZG1" -ZG 3/4"
ZG1 1/2"	ZG 3/4"	70	50	YZG7-1-ZG1 1/2" -ZG 3/4"
ZG1 1/2"	ZG1"	70	50	YZG7-1-ZG1 1/2" -ZG1"
ZG2"	ZG1"	75	60	YZG7-1-ZG2" -ZG1"

YZG7-2 内螺纹弯通接头

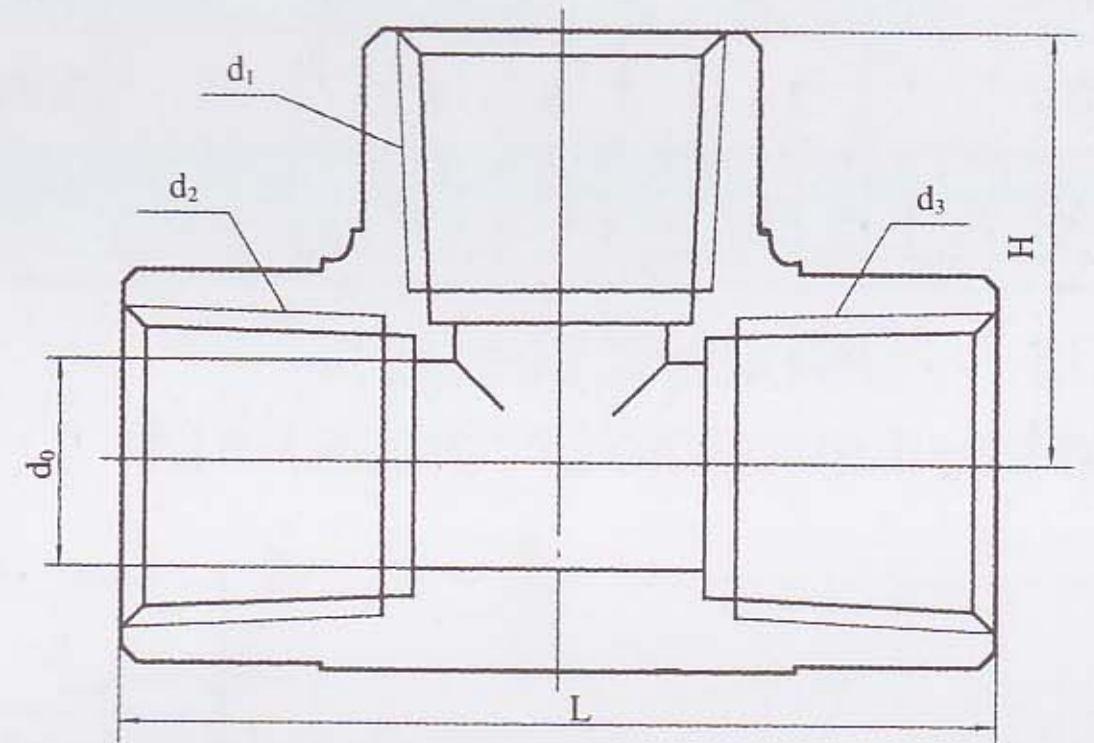
Inside thread Elbow Pipe Connector



d1	d2	d0	L	H	代号 Code
ZG 1/4"	ZG 1/4"	8	21	21	YZG7-2-ZG 1/4"
ZG 1/2"	ZG 1/2"	14	28	28	YZG7-2-ZG 1/2"
ZG 3/4"	ZG 3/4"	20	34	34	YZG7-2-ZG 3/4"
ZG1"	ZG1"	25	39	39	YZG7-2-ZG1"
ZG1 1/4"	ZG1 1/4"	32	45	45	YZG7-2-ZG1 1/4"
ZG1 1/2"	ZG1 1/2"	38	50	50	YZG7-2-ZG1 1/2"
ZG2"	ZG2"	48	59	59	YZG7-2-ZG2"
ZG 1/2"	ZG 1/4"	8	24	25	YZG7-2-ZG 1/2" -ZG 1/4"
ZG 3/4"	ZG 1/4"	8	28	18	YZG7-2-ZG 3/4" -ZG 1/4"
ZG1"	ZG 1/2"	14	33	33	YZG7-2-ZG1" -ZG 1/2"
ZG1 1/4"	ZG 1/2"	14	37	36	YZG7-2-ZG1 1/4" -ZG 1/2"
ZG1 1/2"	ZG 1/2"	14	40	37	YZG7-2-ZG1 1/2" -ZG1 1/2"
ZG 3/4"	ZG 1/2"	14	32	31	YZG7-2-ZG 3/4" -ZG 1/2"
ZG 1/4"	ZG 1/4"	8	21	21	YZG7-2-ZG 1/4"
ZG 1/2"	ZG 1/2"	13	28	28	YZG7-2-ZG 1/2"
ZG 3/4"	ZG 3/4"	18	34	34	YZG7-2-ZG 3/4"
ZG1"	ZG1"	23	38	38	YZG7-2-ZG1"
ZG1 1/4"	ZG1 1/4"	30	44	44	YZG7-2-ZG1 1/4"
ZG1 1/2"	ZG1 1/2"	36	48	48	YZG7-2-ZG1 1/2"
ZG2"	ZG2"	45	57	57	YZG7-2-ZG2"
ZG 1/2"	ZG 1/4"	8	24	25	YZG7-2-ZG 1/2" -ZG 1/4"
ZG 3/4"	ZG 1/4"	8	27	29	YZG7-3-ZG 3/4" -ZG 1/4"
ZG1"	ZG 1/2"	13	33	33	YZG7-2-ZG1" -ZG 1/2"
ZG1 1/4"	ZG 1/2"	13	37	36	YZG7-2-ZG1 1/4" -ZG 1/2"
ZG1 1/2"	ZG 1/2"	13	39	37	YZG7-2-ZG1 1/2" -ZG1 1/2"
ZG 3/4"	ZG 1/2"	13	30	31	YZG7-2-ZG 3/4" -ZG 1/2"

YZG7-3 内螺纹三通接头

Inside thread T-pipe Connector



d1	d2	d3	d0	L	H	代号 Code
ZG 1/4"	ZG 1/4"	ZG 1/4"	8	43	21	YZG7-3-ZG 1/4"
ZG 1/2"	ZG 1/2"	ZG 1/2"	14	57	28	YZG7-3-ZG 1/2"
ZG 3/4"	ZG 3/4"	ZG 3/4"	20	68	34	YZG7-3-ZG 3/4"
ZG1"	ZG1"	ZG1"	25	79	39	YZG7-3-ZG1"
ZG1 1/4"	ZG1 1/4"	ZG1 1/4"	32	90	45	YZG7-3-ZG1 1/4"
ZG1 1/2"	ZG1 1/2"	ZG1 1/2"	38	100	50	YZG7-3-ZG1 1/2"
ZG2"	ZG2"	ZG2"	48	118	59	YZG7-3-ZG2"
ZG 1/2"	ZG 3/4"	ZG 3/4"	20	62	31	YZG7-3-ZG 1/2" -ZG 3/4" -ZG 3/4"
ZG 3/4"	ZG 1/2"	ZG 1/2"	20	65	34	YZG7-3-ZG 3/4" -ZG 1/2" -ZG 3/4"
ZG 1/2"	ZG1"	ZG1"	25	68	33	YZG7-3-ZG 1/2" -ZG1" -ZG1"
ZG1"	ZG 1/2"	ZG1"	25	73	39	YZG7-3-ZG1" -ZG 1/2" -ZG1"
ZG 1/2"	ZG1 1/4"	ZG1 1/4"	32	72	37	YZG7-3-ZG 1/2"-ZG1 1/4"-ZG1 1/4"
ZG1 1/4"	ZG 1/2"	ZG1 1/4"	32	82	45	YZG7-3-ZG1 1/4"-ZG 1/2"-ZG1 1/4"
ZG 1/2"	ZG1 1/2"	ZG1 1/2"	38	76	40	YZG7-3-ZG 1/2"-ZG1 1/2"-ZG1 1/2"
ZG1 1/4"	ZG 1/2"	ZG1 1/2"	38	90	50	YZG7-3-ZG1 1/2"-ZG 1/2"-ZG1 1/2"
ZG 1/4"	ZG 1/4"	ZG1 1/2"	8	42	21	YZG7-3-ZG 1/4"
ZG 1/2"	ZG 1/2"	ZG 1/4"	13	56	28	YZG7-3-ZG 1/2"
ZG 3/4"	ZG 3/4"	ZG 1/2"	18	68	34	YZG7-3-ZG 3/4"
ZG1"	ZG1"	ZG 3/4"	23	76	38	YZG7-3-ZG1"
ZG1 1/4"	ZG1 1/4"	ZG1"	30	89	44	YZG7-3-ZG1 1/4"
ZG1 1/2"	ZG1 1/2"	ZG1 1/4"	36	97	48	YZG7-3-ZG1 1/2"
ZG2"	ZG2"	ZG1 1/2"	45	115	57	YZG7-3-ZG2"

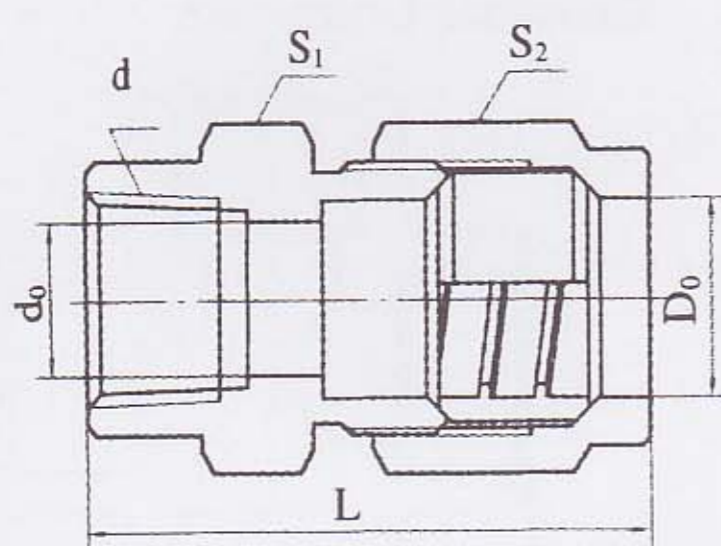
YZG6-16 系列自控仪表管路附件

Gauge pipe auxiliary

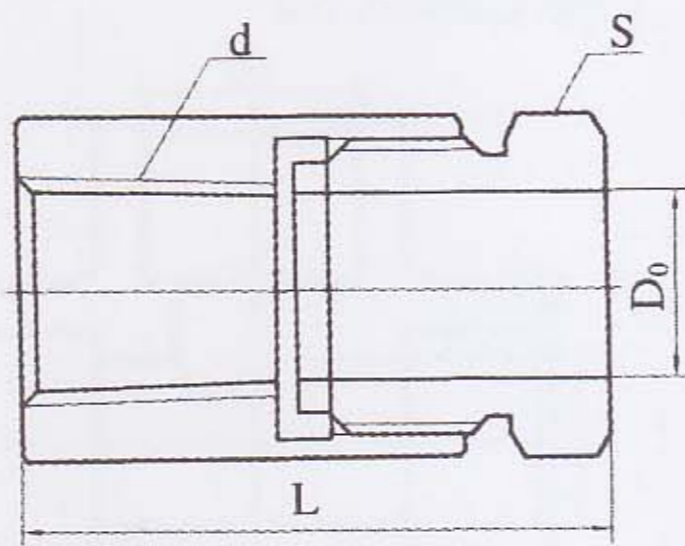
YZG8 金属软管接头

Metal hose connector

材料 material 20、1Cr18Ni9Ti、316、316L



YZG8-1



YZG8-2

YZG8-1 内螺纹金属软管接头(一)

Insid hread metal hose connector(1)

d	D ₀	d ₀	L	S ₁	S ₂	代号 Code No
ZG 1/2"	19.5	15	59	3	03	YZG8-1-ZG 1/2" -DN15
ZG 3/4"	19.5	15	62	3	23	YZG8-1-ZG 3/4" -DN15
ZG 1"	19.5	15	65	3	6	YZG8-1-ZG 1" -DN15
ZG 1/2"	25	17	75	3	6	YZG8-1-ZG 1/2" -DN20
ZG 3/4"	25	20	77	3	6	YZG8-1-ZG 3/4" -DN20
ZG 1"	25	20	79	3	6	YZG8-1-ZG 1" -DN20

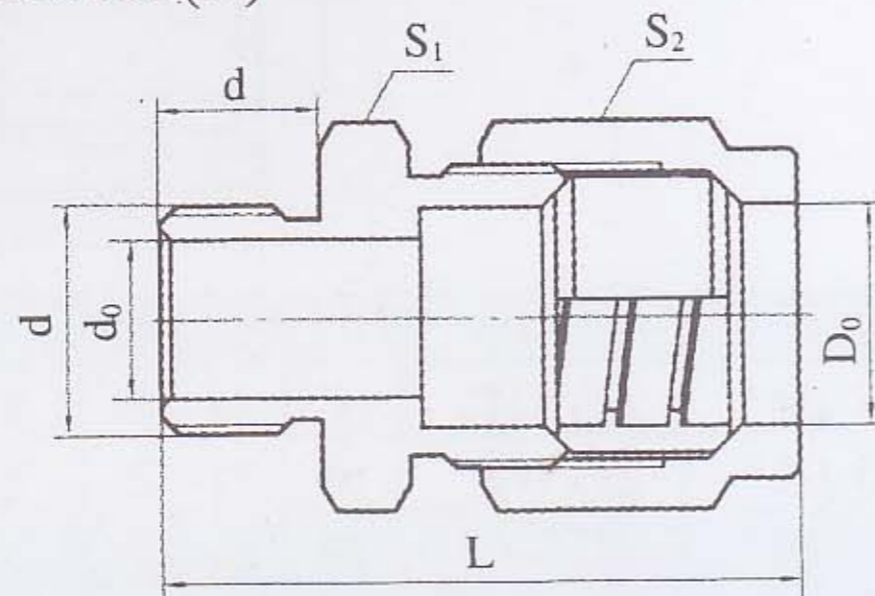
YZG8-2 内螺纹金属软管接头(二)

Insid hread metal hose connector(2)

d	D ₀	L	S	代号 Code No
ZG 1/2"	13	53	27	YZG8-2-ZG 1/2" -13
ZG 1/2"	17	53	27	YZG8-2-ZG 1/2" -17
ZG 1/2"	21	53	27	YZG8-2-ZG 1/2" -21
ZG 3/4"	21	57	27	YZG8-2-ZG 3/4" -21
ZG 1"	31	76	41	YZG8-2-ZG 1" -31
ZG 1 1/2"	46	84	58	YZG8-2-ZG 1 1/2" -46

YZG8-3 内螺纹金属软管接头(三)

Insid hread metal hose connector(3)



d	D ₀	d ₀	L	I	S ₁	S ₂	代号 Code No
M16 × 1.5	17	11	49	12	27	27	YZG8-3-M16 × 1.5-DN13
M18 × 1.5	19.5	13	56	14	30	30	YZG8-3-M18 × 1.5-DN15
M20 × 1.5	19.5	14	56	14	30	30	YZG8-3-M20 × 1.5-DN15
M27 × 2	25	20	64	16	36	36	YZG8-3-M27 × 2-DN20
M33 × 2	31	25	71	21	41	46	YZG8-3-M33 × 2-DN25
G 1/2"	19.5	14	56	14	30	30	YZG8-3-G 1/2" -DN15
G 3/4"	19.5	14	58	16	30	30	YZG8-3-G 3/4" -DN15
G 1"	25	20	69	21	36	36	YZG8-3-G 1" -DN20
ZG 1/2"	19.5	14	60	18	30	30	YZG8-3-ZG 1/2" -DN15
ZG 3/4"	19.5	14	62	20	30	30	YZG8-3-ZG 3/4" -DN15

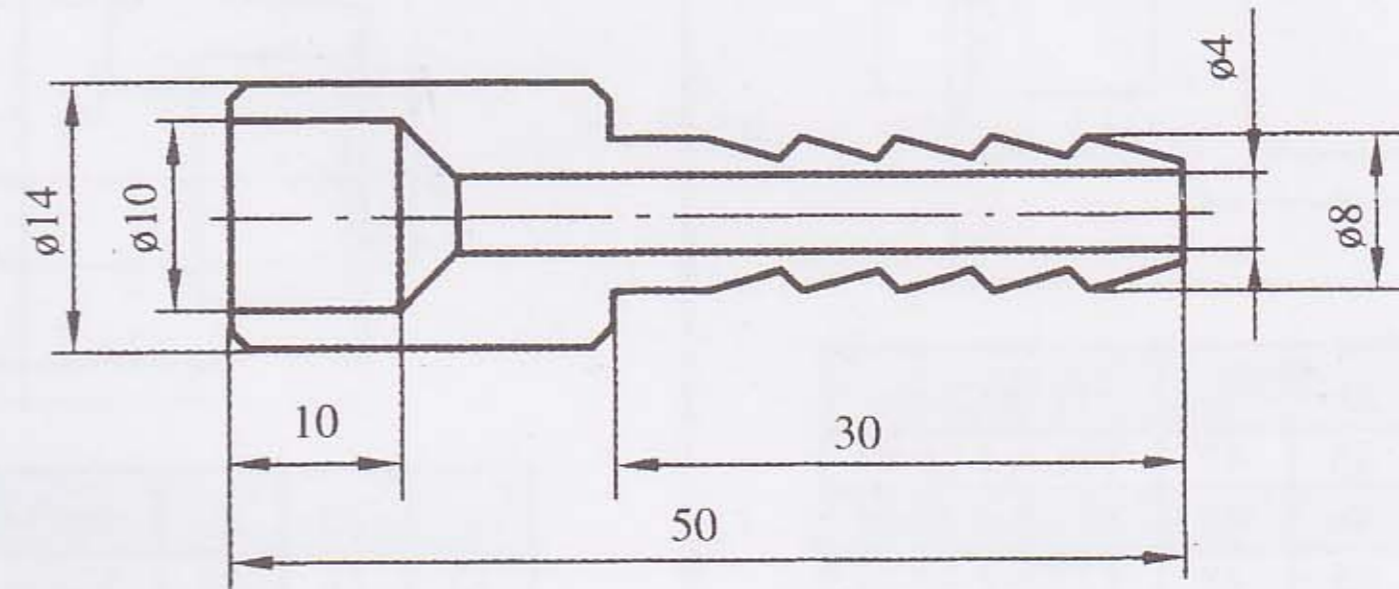
YZG9 橡胶管接头

Rubber hose Connector

材料 Material 20、H62

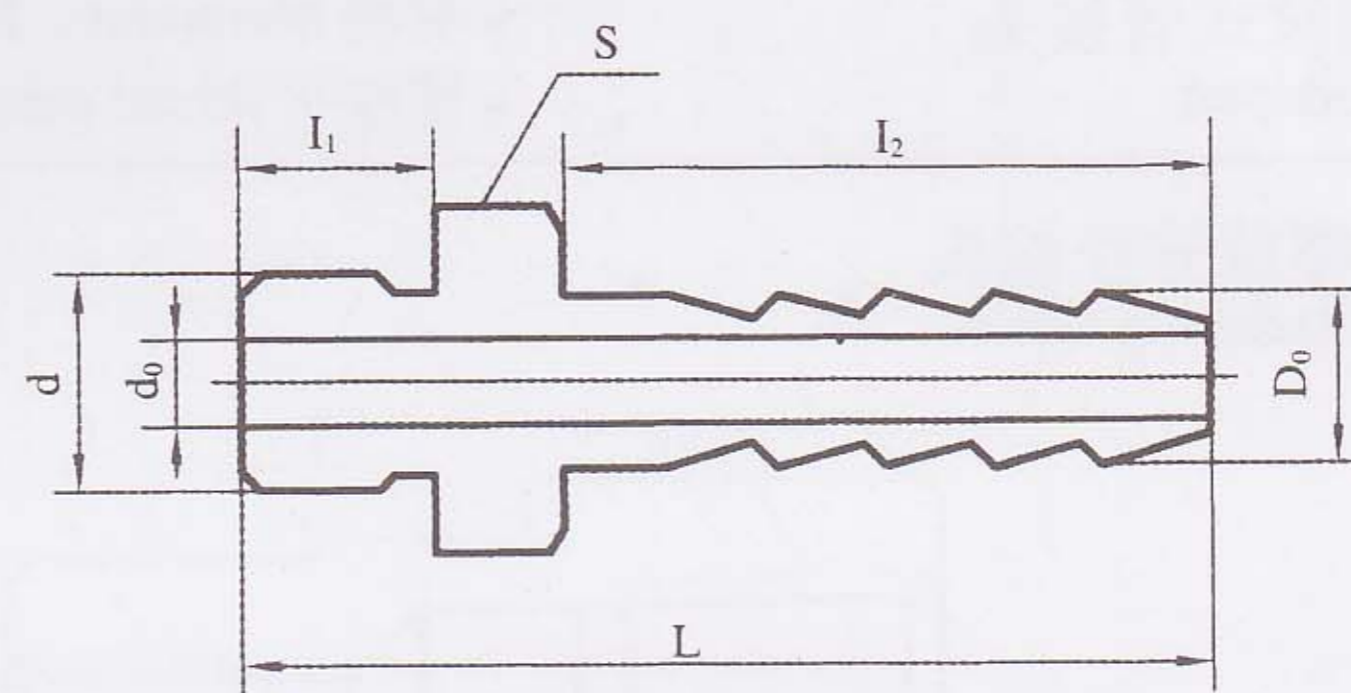
YZG9-1 端焊接橡胶管接头

Extreme Welding Rubber Hose Connector



YZG9-2 端螺纹橡胶管接头(一)

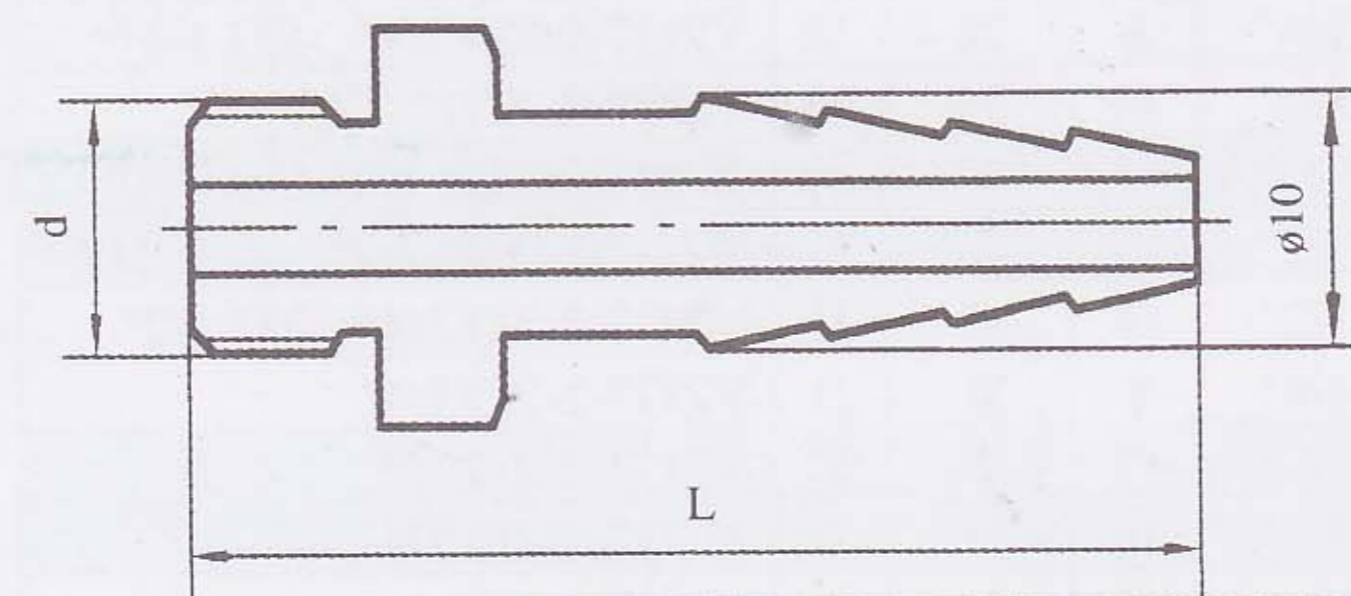
Extreme Thread Rubber Hose Connector (1)



d	D ₀	d ₀	L	I ₁	I ₂	S	代号 Code No
M10 × 1	8	4	45	9	30	14	YZG9-2-M10 × 1
G 1/2"	8	4	45	9	30	14	YZG9-2-G 1/2"
ZG 1/4"	10	6	47	13	30	14	YZG9-2-ZG 1/4" -1
ZG 1/4"	8	4	51	13	30	14	YZG9-2-ZG 1/4" -2
ZG 3/8"	8	4	52	14	30	19	YZG9-2-ZG 3/8"
G 1/2"	18	8	100	20	50	27	YZG9-2-G 1/2"
ZG 1/2"	8	4	57.5	17.5	30	24	YZG9-2-ZG 1/2"
G 3/4"	24	14	100	20	50	30	YZG9-2-G 3/4"
ZG 3/4"	8	4	61.5	19.5	30	32	YZG9-2-ZG 3/4"
G 1"	30	18	100	20	50	41	YZG9-2-G 1"

YZG9-3 端螺纹橡胶管接头(二)

Extreme Thread Rubber Hose Connector (2)



d	L	代号 Code No
M10 × 1	54	YZG9-3-M10 × 1
ZG 1/4"	58	YZG9-3-ZG 1/4"
ZG 1/2"	64.5	YZG9-3-ZG 1/2"
ZG 3/4"	64.5	YZG9-3-ZG 3/4"

YZG6-16 系列自控仪表管路附件

Gauge pipe auxliary

YZG10 电缆(管缆)接头

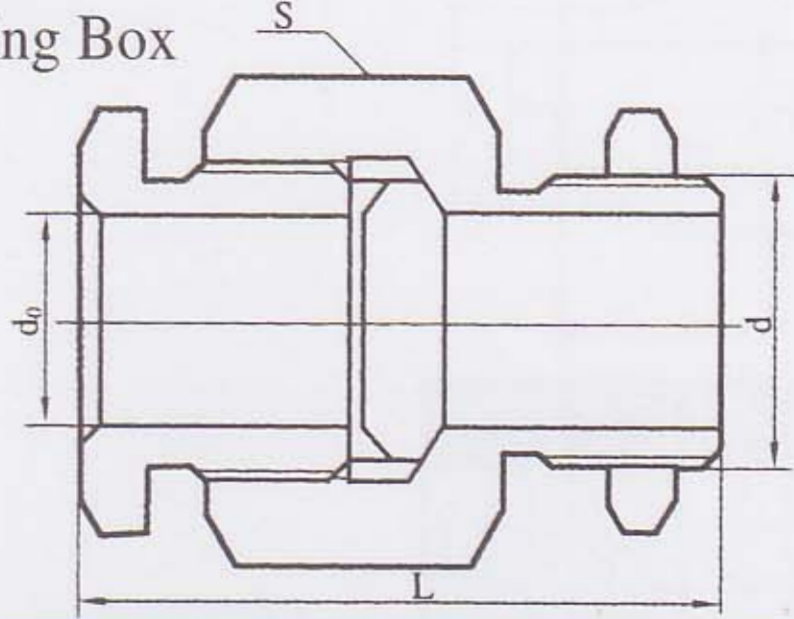
Cable (pipe Cable) Connector

• 材料: 20、1Cr18Ni9Ti、316、316L

• Material: 20、1Cr18Ni9Ti、316、316L

YZG10-1 填料函

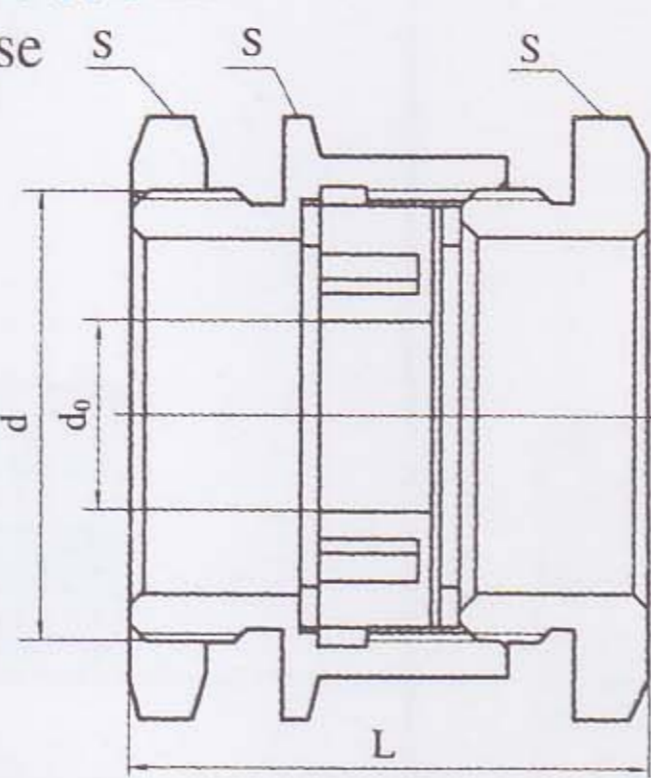
Stuffing Box



d	d0	S	L	代号 Code
M22x1.5	16	32	47	YZG10-1-φ6
M27x1.5	20	36	47	YZG10-1-φ20
M30x1.5	24	41	66	YZG10-1-φ24
M36x1.5	30	55	66	YZG10-1-φ30
M42x1.5	36	55	66	YZG10-1-φ30

YZG10-2 填料盒

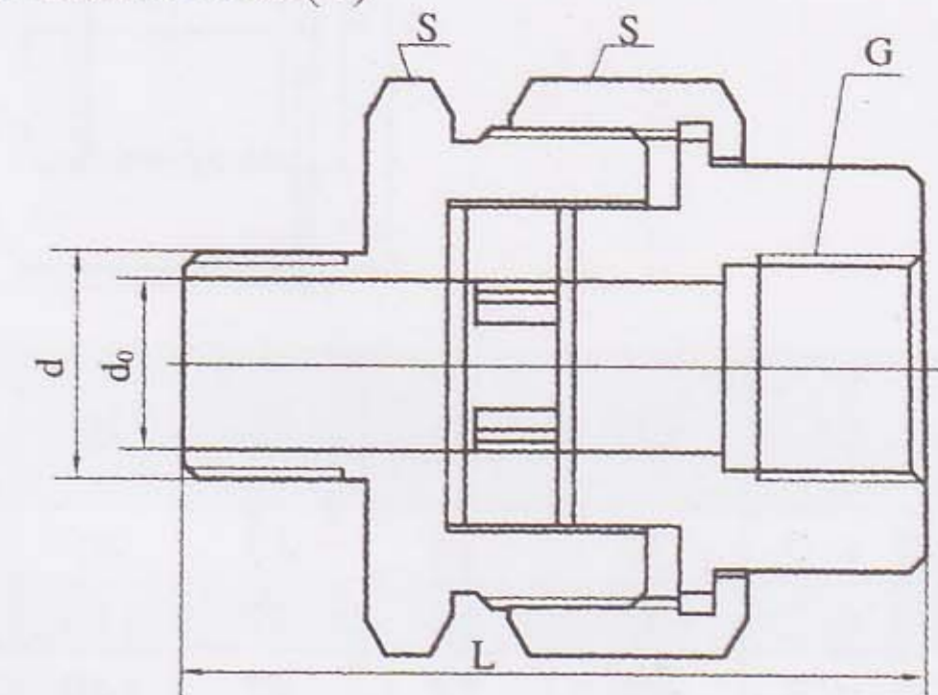
Stuffing Case



d	d0	S	L	代号 Code
M22x1	7.5	24	28.5	YZG10-10-2-M22x1
M48x2	20	55	54	YZG10-10-2-M48x2

YZG10-3 电缆管接头(一)

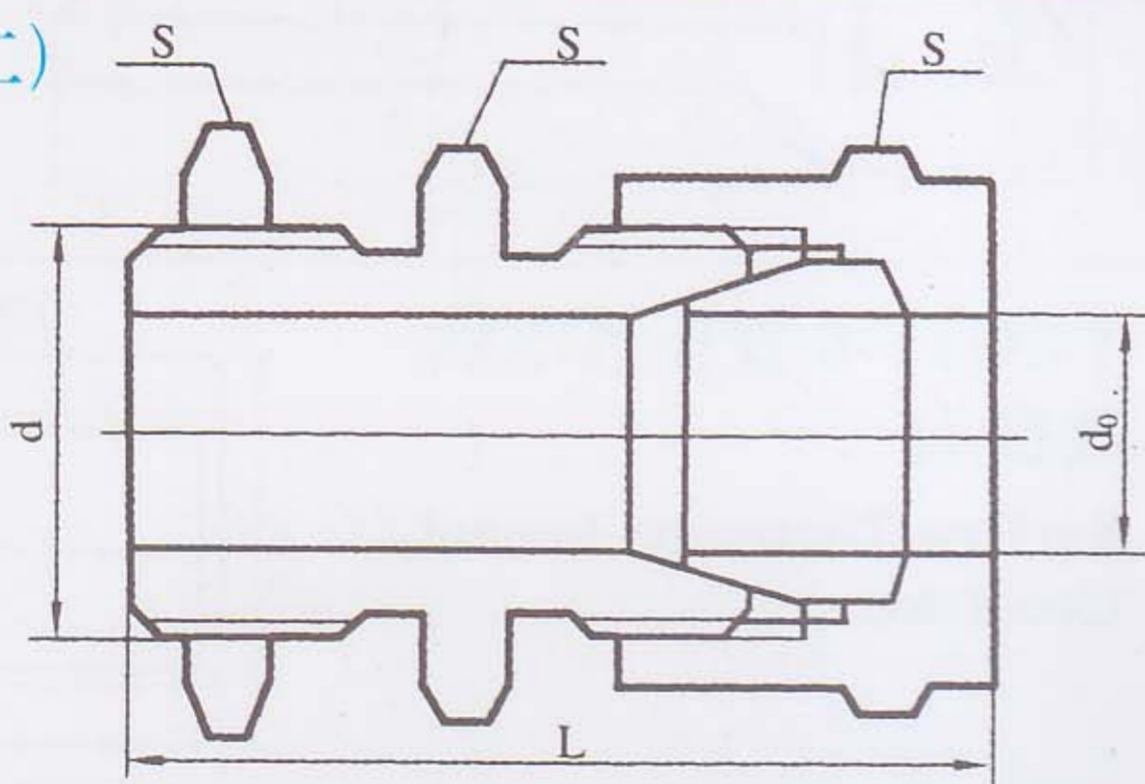
Cable Pipe Connector(1)



d	G	d0	L	S	代号 Code
G3/4"	G3/4"	10	42	58	YZG6-1-28-19
G1"	G1"	16	50	67	YZG6-1-35-19

YZG10-4 电缆管接头(二)

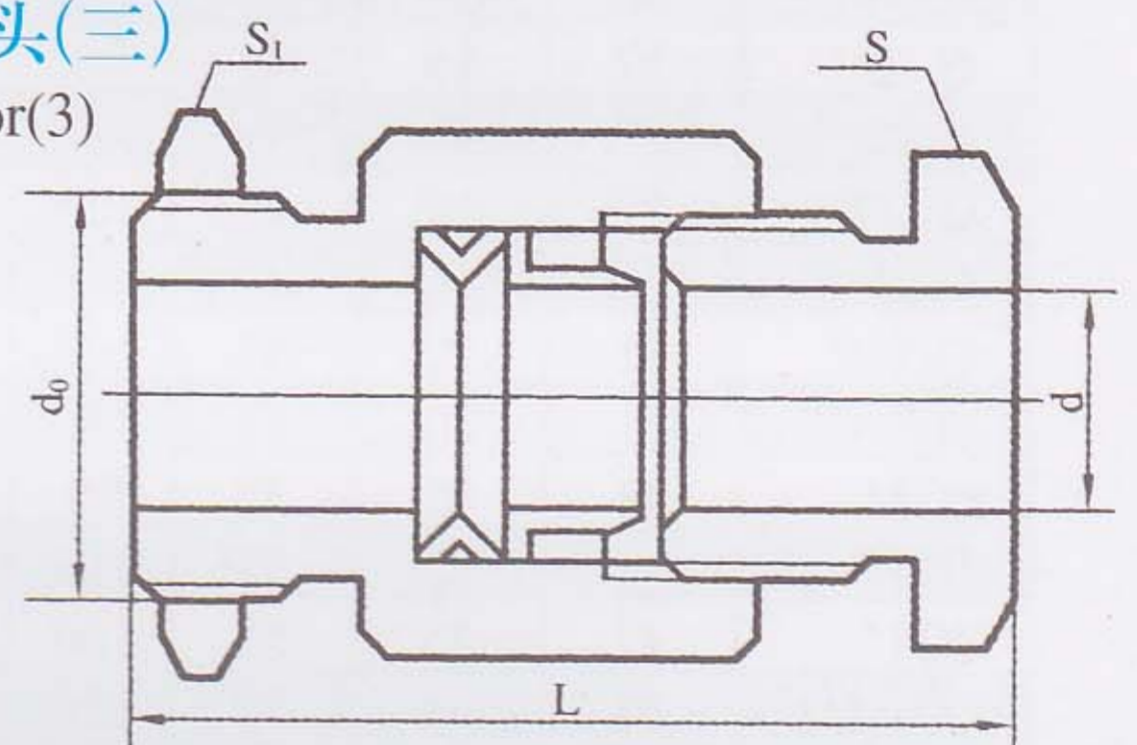
Cable Pipe Connector(2)



d	d0	S	S1	L	代号 Code No
M12 × 1.5	5	14	17	28	YZG10-4-M12 × 1.5-φ5
M14 × 1.5	7	17	19	32	YZG10-4-M14 × 1.5-φ7
M16 × 1.5	9	19	22	32	YZG10-4-M16 × 1.5-φ9
M18 × 1.5	9	22	24	34	YZG10-4-M18 × 1.5-φ9
M20 × 1.5	11	24	27	34	YZG10-4-M20 × 1.5-φ11
M24 × 1.5	13	27	30	40	YZG10-4-M24 × 1.5-φ13
M27 × 2	15	30	32	40	YZG10-4-M27 × 2-φ15
M30 × 2	18	32	36	47	YZG10-4-M30 × 2-φ18
M33 × 2	21	36	41	47	YZG10-4-M33 × 2-φ21
M36 × 2	24	41	46	50	YZG10-4-M36 × 2-φ24
M42 × 2	28	46	50	50	YZG10-4-M42 × 2-φ28
M48 × 2	32	55	60	56	YZG10-4-M48 × 2-φ32
M60 × 2	36	65	70	56	YZG10-4-M60 × 2-φ36
M64 × 2	40	70	75	56	YZG10-4-M64 × 2-φ40

YZG10-5(屏蔽)电缆管接头(三)

(Shielded) Cable Pipe Connector(3)



d	d0	S	S1	L	代号 Code No
M16 × 1.5	8	19	22	43	YZG10-5-M16 × 1.5-φ8
M18 × 1.5	10	22	24	43	YZG10-5-M18 × 1.5-φ10
M20 × 1.5	11	24	27	43	YZG10-5-M20 × 1.5-φ10
M24 × 1.5	14	27	30	48	YZG10-5-M24 × 1.5-φ14
M27 × 2	17	30	32	48	YZG10-5-M27 × 2-φ17
M30 × 2	20	32	36	54	YZG10-5-M30 × 2-φ20
M33 × 2	23	36	41	54	YZG10-5-M33 × 2-φ23
M36 × 2	26	41	46	59	YZG10-5-M36 × 2-φ26
M42 × 2	30	46	50	59	YZG10-5-M42 × 2-φ30
M45 × 2	32	50	55	65	YZG10-5-M45 × 2-φ32
M48 × 2	34	55	60	65	YZG10-5-M48 × 2-φ34
M56 × 2	36	60	65	74	YZG10-5-M56 × 2-φ36
M60 × 2	38	65	70	74	YZG10-5-M60 × 2-φ40
M60 × 2	42	65	70	74	YZG10-5-M60 × 2-φ42

YZG11 接头(管嘴)

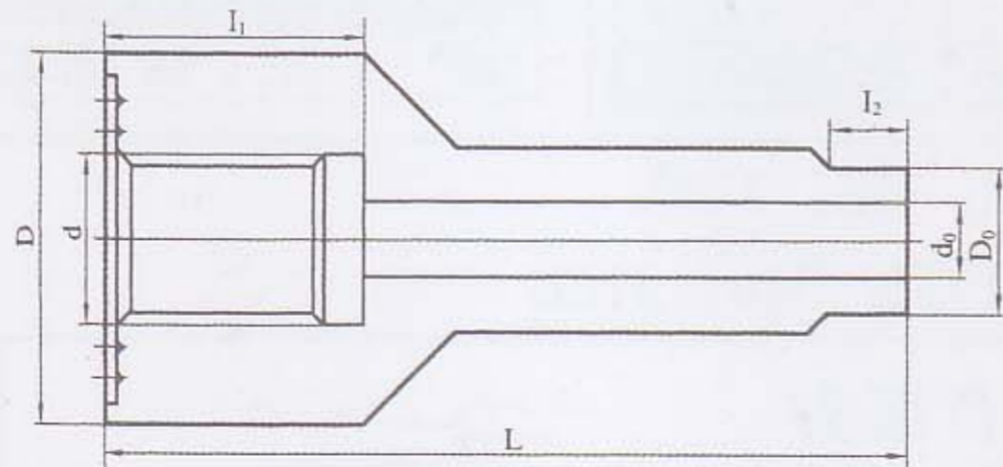
Connector (mouthpiece)

• 材料: 20、1Cr18Ni9Ti、316、316L

• Material: 20、1Cr18Ni9Ti、316、316L

YZG11-1 直形接头(一)

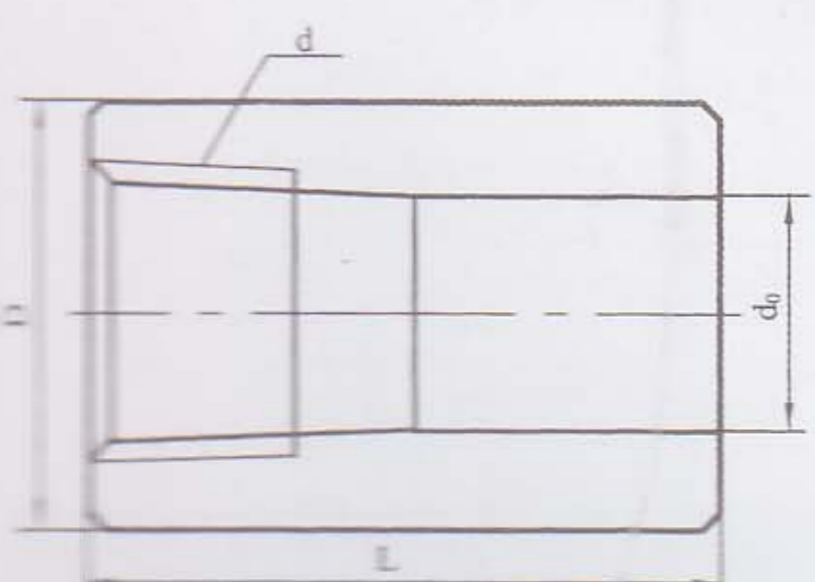
Straight Connector (1)



d	D0	d0	D	L	I1	I2	代号 Code No
M16 × 1.5	14	7	36	80	27	8	YZG11-1-M16 × 1.5
M20 × 1.5	14	7	40	80	27	8	YZG11-1-M20 × 1.5
M27 × 2	22	18	47	60	32	8	YZG11-1-M27 × 2-1
M27 × 2	22	18	47	80	32	8	YZG11-1-M27 × 2-2
M27 × 2	22	18	47	120	32	8	YZG11-1-M27 × 2-3
M27 × 2	22	18	47	140	32	8	YZG11-1-M27 × 2-4
M33 × 2	30	24	55	60	34	8	YZG11-1-M33 × 2-1
M33 × 2	30	24	55	80	34	8	YZG11-1-M33 × 2-2
M33 × 2	30	24	55	120	34	8	YZG11-1-M33 × 2-3
M33 × 2	30	24	55	140	34	8	YZG11-1-M33 × 2-4
G 1/2"	21	16	39	60	35	8	YZG11-1-G 1/2" -1
G 1/2"	21	16	39	80	35	8	YZG11-1-G 1/2" -2
G 1/2"	21	16	39	120	35	8	YZG11-1-G 1/2" -3
G 3/4"	25	20	47	60	41	8	YZG11-1-G 3/4" -1
G 3/4"	25	20	47	70	41	8	YZG11-1-G 3/4" -2
G 3/4"	25	20	47	80	41	8	YZG11-1-G 3/4" -3
G 3/4"	25	20	47	120	41	8	YZG11-1-G 3/4" -4
G1"	35	25	55	60	42	8	YZG11-1-G1" -1
G1"	35	25	55	70	42	8	YZG11-1-G1" -2
G1"	35	25	55	80	42	8	YZG11-1-G1" -3
G1"	35	25	55	120	42	8	YZG11-1-G1" -4
G1 1/2"	40	30	70	80	45	8	YZG11-1-G1 1/2" -1
G1 1/2"	40	30	70	120	45	8	YZG11-1-G1 1/2" -2

YZG11-2 直形接头(二)

Straight Connector (2)

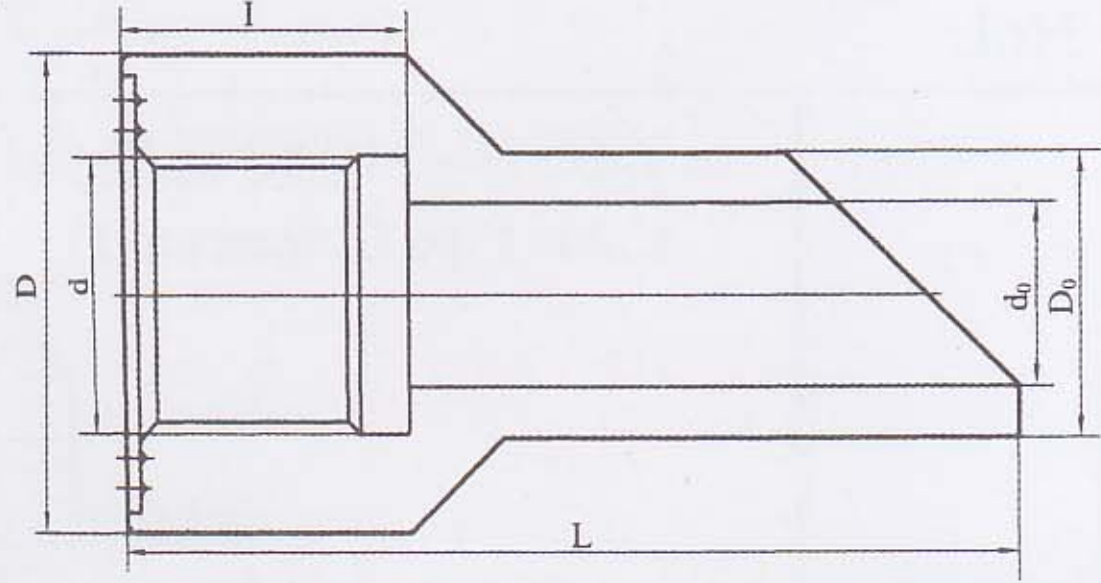


d	d0	D	L	代号 Code No
ZG 1/2"	18	30	40	YZG11-2-ZG 1/2" -1
ZG 1/2"	18	30	60	YZG11-2-ZG 1/2" -2
ZG 1/2"	18	30	120	YZG11-2-ZG 1/2" -3
ZG 3/4"	23	35	45	YZG11-2-ZG 3/4" -1
ZG 3/4"	23	35	80	YZG11-2-ZG 3/4" -2
ZG 3/4"	23	35	120	YZG11-2-ZG 3/4" -3
ZG1"	29	44	50	YZG11-2-ZG1" -1
ZG1"	29	44	80	YZG11-2-ZG1" -2
ZG1"	29	44	120	YZG11-2-ZG1" -3
ZG1 1/2"	43	65	70	YZG11-2-ZG1 1/2" -1
ZG1 1/2"	43	65	100	YZG11-2-ZG1 1/2" -2
ZG1 1/2"	43	65	120	YZG11-2-ZG1 1/2" -3

YZG6-16 系列自控仪表管路附件

Gauge pipe auxliary

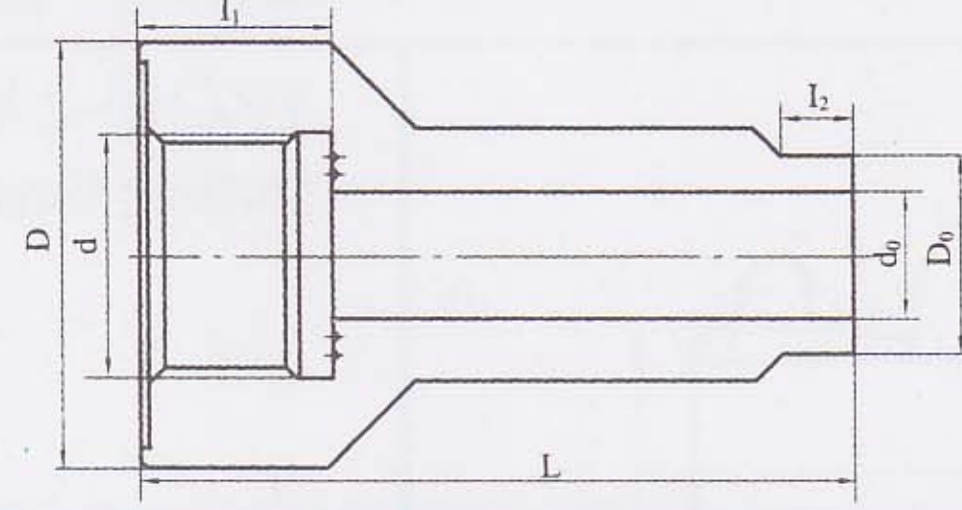
YZG11-3 45° → 角形连接头
45° → Angle Connector



d	D0	d0	D	L	I	代号 Code No
M27 × 2	28	18	47	90	30	YZG11-3-M27 × 2-1
M27 × 2	28	18	47	110	30	YZG11-3-M27 × 2-2
M27 × 2	28	18	47	140	30	YZG11-3-M27 × 2-3
M27 × 2	28	18	47	150	30	YZG11-3-M27 × 2-4
M33 × 2	36	24	55	90	30	YZG11-3-M33 × 2-1
M33 × 2	36	24	55	110	30	YZG11-3-M33 × 2-2
M33 × 2	36	24	55	140	30	YZG11-3-M33 × 2-3
M33 × 2	36	24	55	150	30	YZG11-3-M33 × 2-4
G 1/2"	27	16	39	90	30	YZG11-3-G 1/2" -1
G 1/2"	27	16	39	140	30	YZG11-3-G 1/2" -2
G 1/2"	27	16	39	150	30	YZG11-3-G 1/2" -3
G 3/4"	31	20	47	90	30	YZG11-3-G 3/4" -1
G 3/4"	31	20	47	140	30	YZG11-3-G 3/4" -2
G 3/4"	31	20	47	150	30	YZG11-3-G 3/4" -3
ZG1"	41	25	55	90	40	YZG11-3-ZG1" -1
ZG1"	41	25	55	110	40	YZG11-3-ZG1" -2
ZG1"	41	25	55	150	40	YZG11-3-ZG1" -3
ZG1 1/2"	58	44	70	150	25	YZG11-3-ZG1 1/2"

YZG11-4 双金属温度计直形管嘴

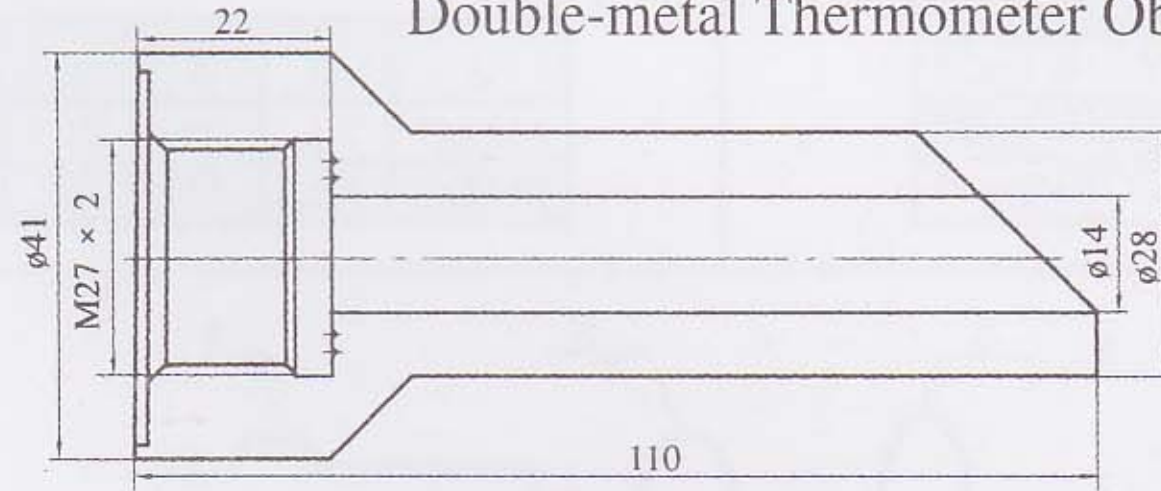
Double-metal Thermometer Straight Mouthpiece



d	D0	d0	D	L	I1	I2	代号 Code
M27x2	22	14	47	80	22	8	YZG11-4-1
M27x2	22	14	47	100	22	8	YZG11-4-2
M27x2	22	14	47	140	22	8	YZG11-4-3

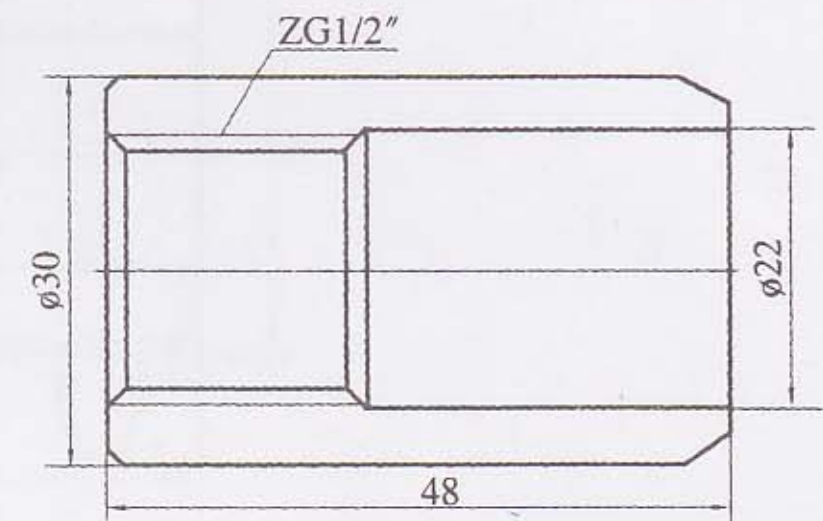
YZG11-5 双金属温度计斜形管嘴

Double-metal Thermometer Oblique Mouthpiece

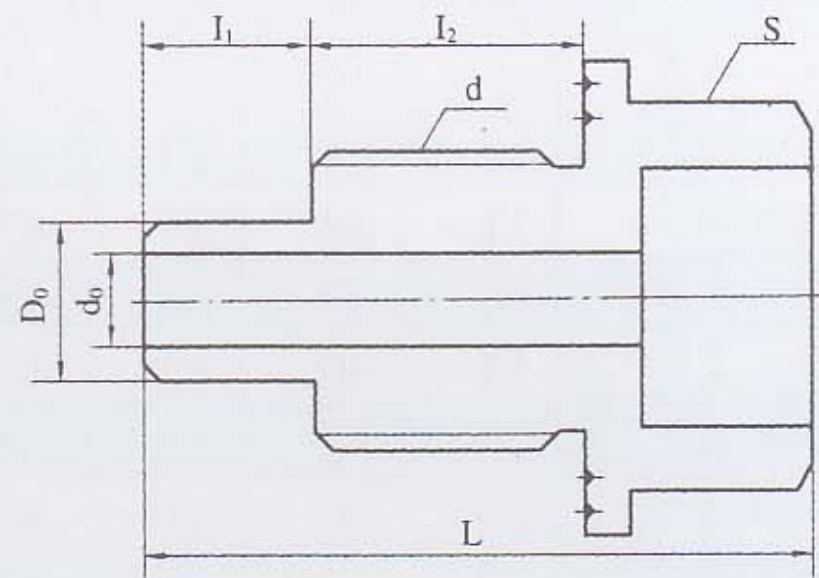


YZG11-6 表面热电偶连接头

Surface Thermoelement Connector

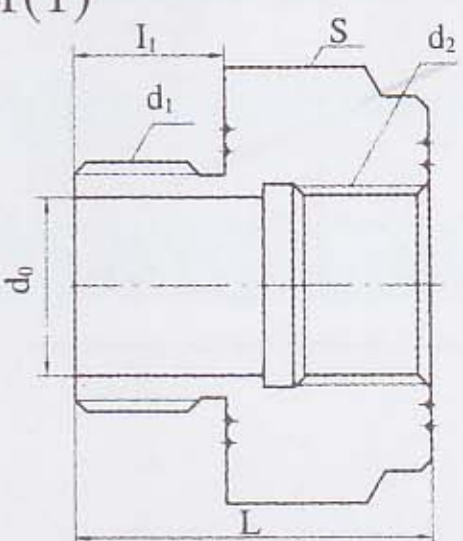


YZG11-7 温度计套管
Thermometer Bush



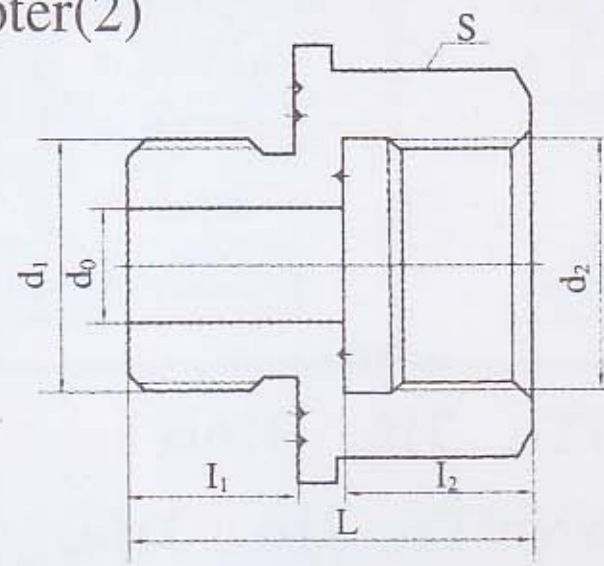
d	D0	d0	L	I1	I2	S	代号 Code No
G 3/4"	14	8	79	35	24	30	YZG11-7-G 3/4" -14-79
G 3/4"	14	8	99	55	24	30	YZG11-7-G 3/4" -14-99
G 3/4"	14	8	119	75	24	30	YZG11-7-G 3/4" -14-119
G 3/4"	14	8	139	95	24	30	YZG11-7-G 3/4" -14-139
G 3/4"	14	8	179	135	24	30	YZG11-7-G 3/4" -14-179
G 3/4"	14	8	219	175	24	30	YZG11-7-G 3/4" -14-219
G 3/4"	14	8	269	225	24	30	YZG11-7-G 3/4" -14-269
G 3/4"	14	8	339	295	24	30	YZG11-7-G 3/4" -14-339
G 3/4"	14	8	419	375	24	30	YZG11-7-G 3/4" -14-419
G 3/4"	14	8	519	475	24	30	YZG11-7-G 3/4" -14-519
G1"	22	16	172	120	29	36	YZG11-7-G1" -22-172
G1"	22	16	222	170	29	36	YZG11-7-G1" -22-222
G1"	22	16	322	270	29	36	YZG11-7-G1" -22-322
G1"	22	16	422	370	29	36	YZG11-7-G1" -22-422
G1"	22	16	522	470	29	36	YZG11-7-G1" -22-522
G1"	22	16	772	720	29	36	YZG11-7-G1" -22-772
G1"	22	16	1022	970	29	36	YZG11-7-G1" -22-1022
G1"	22	16	1272	1220	29	36	YZG11-7-G1" -22-1272
G1"	22	16	2022	1970	29	36	YZG11-7-G1" -22-2022
G1"	22	16	2522	2170	29	36	YZG11-7-G1" -22-2522

YZG11-8 温度计转换接头(一)
Thermometer Adapter(1)



D1	d2	d0	L	I	S	代号 Code
G1"	G3/4"	φ24	47	20	50	YZG11-8-G1"
M27x2	G3/4"	φ18	47	20	50	YZG11-8-M27x2

YZG11-9 温度计转换接头(二)
Thermometer Adapter(2)

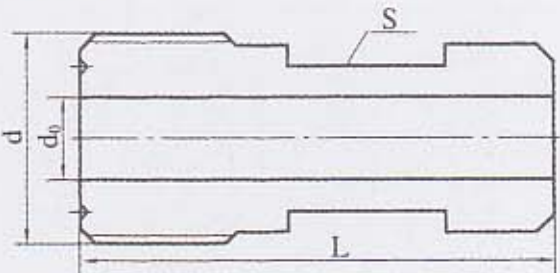


D1	d2	d0	L	I1	I2	S	代号 Code
G3/4"	M27x2	φ12	43	18	20	36	YZG11-9-G3/4"
G1"	M27x2	φ12	45	20	20	36	YZG11-9-G1"

YZG12 压力表接头
Manometer Connector

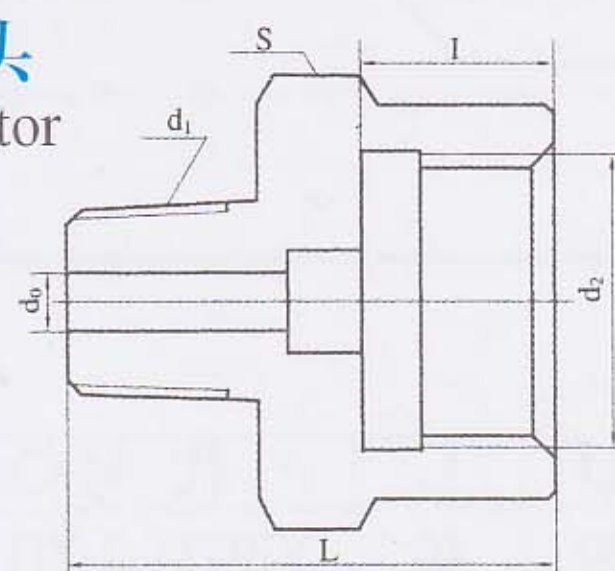
- 材料: 20, 1Cr18Ni9Ti, 316, 316L
- Material: 20, 1Cr18Ni9Ti, 316, 316L

YZG12-1 接表阀接头
Valve Connector to Meter



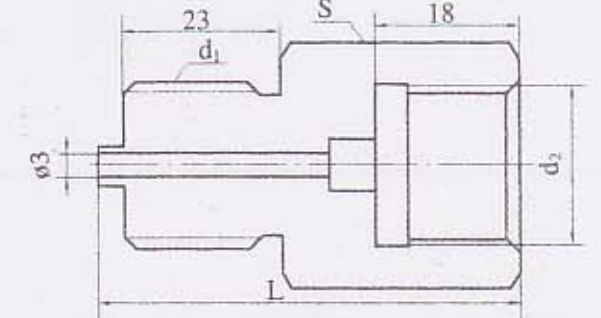
D1	d0	L	S	代号 Code No
M27x2左	8	45	14	YZG12-1

YZG12-2 压力表组合接头
Manometer Combined Connector



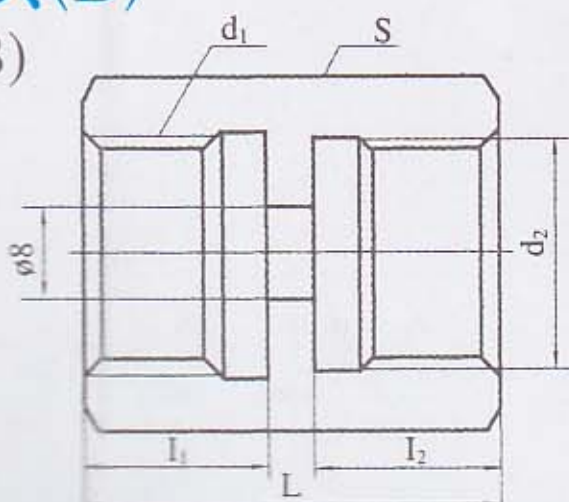
d1	d2	d	L	I	S	代号 Code No
ZG 1/8"	M10 × 1	4	26	10	14	YZG12-2-ZG 1/8" -M10 × 1
ZG 1/8"	M12 × 1.25	4	27	12	17	YZG12-2-ZG 1/8" -M12 × 1.25
ZG 1/8"	M14 × 1.5	4	31	13	19	YZG12-2-ZG 1/8" -M14 × 1.5
ZG 1/8"	M20 × 1.5	4	32	13	27	YZG12-2-ZG 1/8" -M20 × 1.5
ZG 1/8"	G 1/2"	4	32	13	27	YZG12-2-ZG 1/8" -G 1/2"
ZG 1/4"	M10 × 1	4	29	10	17	YZG12-2-ZG 1/4" -M10 × 1
ZG 1/4"	M12 × 1.25	4	29	12	17	YZG12-2-ZG 1/4" -M12 × 1.25
ZG 1/4"	M14 × 1.5	4	32	13	19	YZG12-2-ZG 1/4" -M14 × 1.5
ZG 1/4"	M20 × 1.5	4	33	13	27	YZG12-2-ZG 1/4" -M20 × 1.5
ZG 1/4"	G 1/2"	4	33	13	27	YZG12-2-ZG 1/4" -G 1/2"

YZG12-3 压力表接头(A)
Manometer Connector(A)



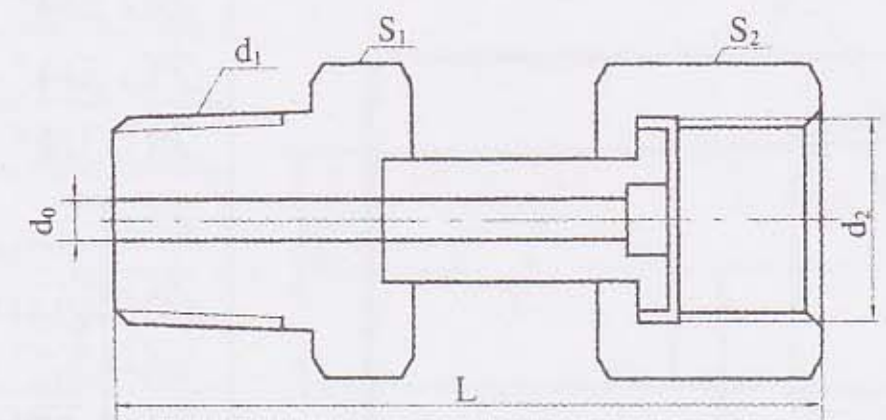
D1	d2	L	S	代号 Code No
G1/2"	M20x2	53	27	YZG12-3

YZG12-4 压力表接头(B)
Manometer Connector(B)



d1	d2	d0	L	S	代号 Code No	
G1/4"	G1/2"	13	16	33	27	YZG12-4-ZG1/4"-G1/2"
G1/2"	M20x2	15	16	36	27	YZG12-4-ZG1/2"-M20x1.5

YZG12-5 压力表接头(C)
Manometer Connector(C)



d1	d2	d0	I	S1	S2	代号 Code No
ZG1/4"	M20x1.5	4	65	19	27	YZG12-5-ZG1/4"
ZG1/2"	M20x1.5	4	70	27	27	YZG12-5-ZG1/2"

YZG6-16 系列自控仪表管路附件

Gauge pipe auxiliary


YZG13 玻璃板液面计接头

Plate Liquid Level Indicator Connector

• 材料 Material: 20, 1Cr18Ni9Ti, 316, 316L

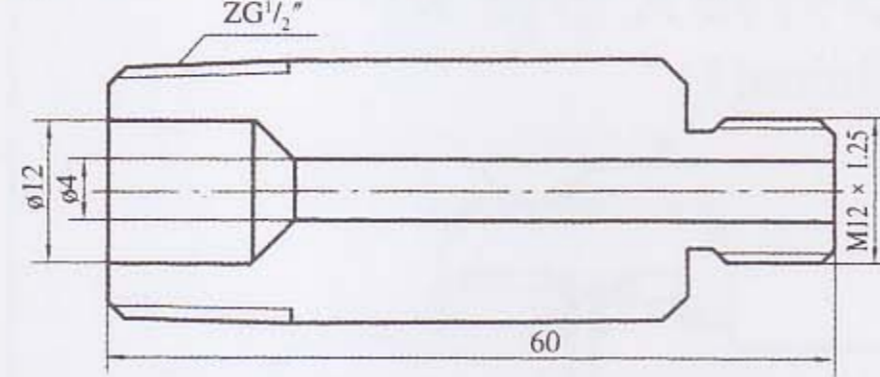
YZG13-1 液面计排污接头(一)

Liquid Level Indicator Drainage Connector(1)



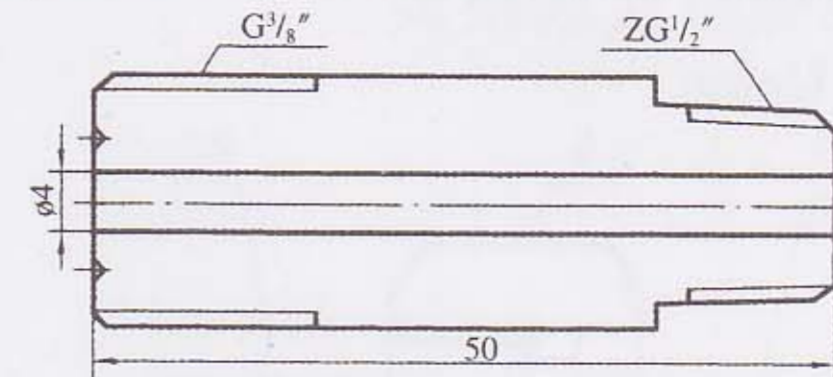
YZG13-2 液面计排污接头(二)

Liquid Level Indicator Drainage Connector(2)



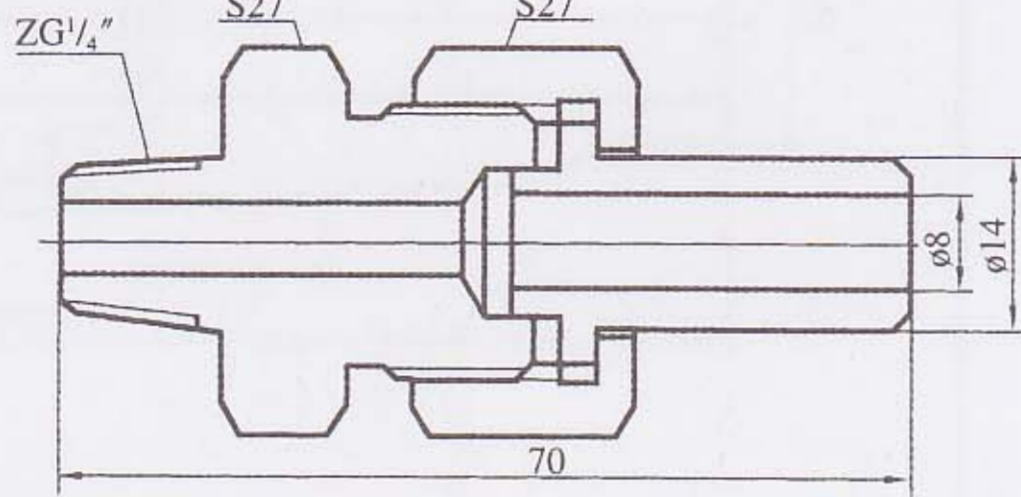
YZG13-3 液面计蒸汽夹套接头(一)

Liquid Level Indicator Steam Collet Connector(1)



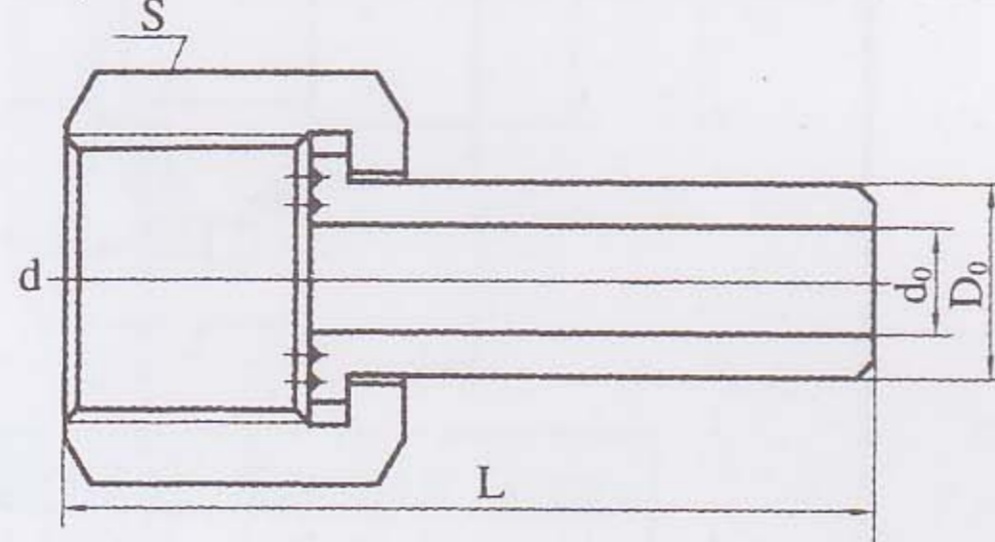
YZG13-4 液面计蒸汽夹套接头(二)

Liquid Level Indicator Steam Collet Connector(2)



YZG13-5 液面计蒸汽夹套接头(三)

Liquid Level Indicator Steam Collet Connector(3)



D	d	d0	L	S	代号 Code No
8	G3/8"	4	50	24	YZG13-5-1
10	G3/8"	6	42	24	YZG13-5-2
8	G1/2"	4	63	30	YZG13-5-3

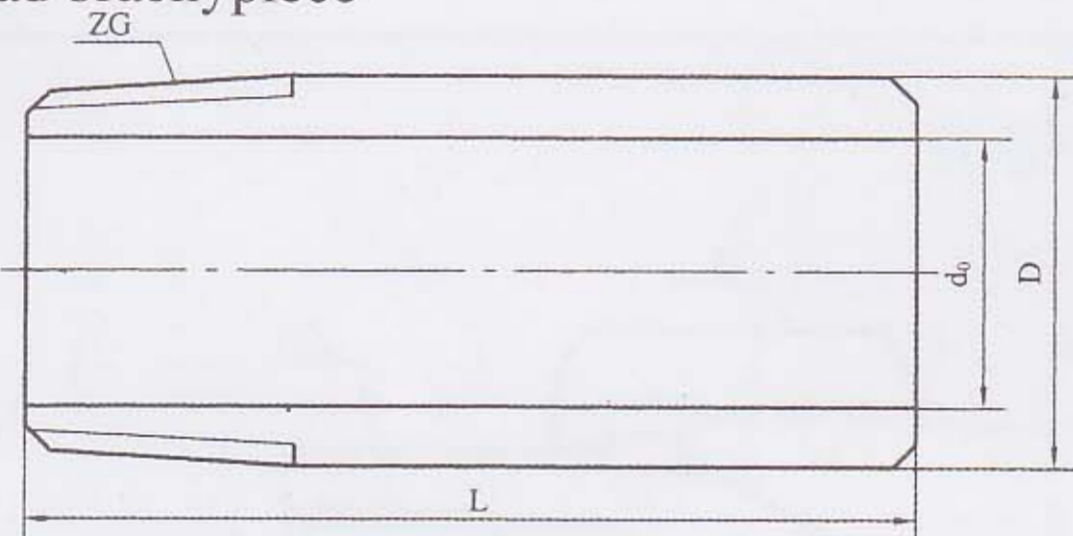
YZG14 短节

Brachypiece

• 材料 Material: 20, 1Cr18Ni9Ti, 316, 316L

YZG14-1 单头短节·单头加厚短节

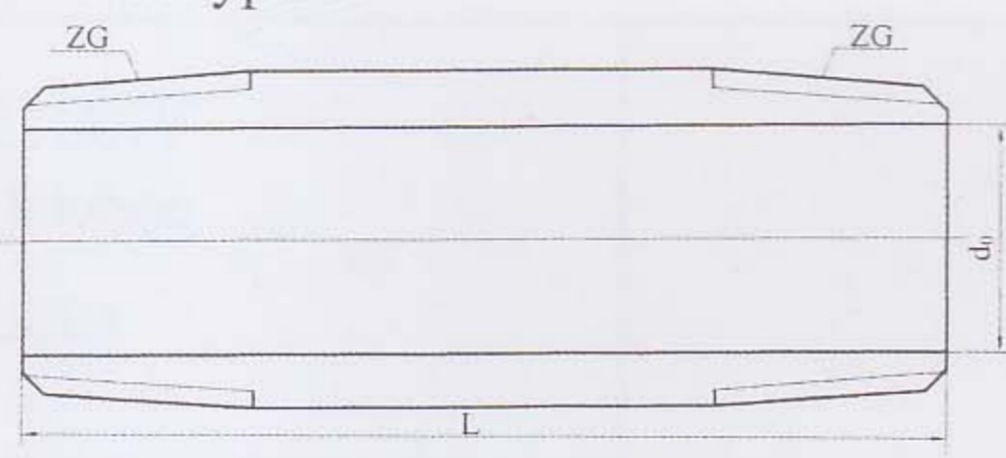
Single head brachypiece. Thick single head bead brachypiece



ZG	D	d0	L	代号 Code No
ZG 1/4"	14	8	50	YZG14-1-ZG 1/4"
ZG 3/8"	18	10	70	YZG14-1-ZG 3/8"
ZG 1/2"	22	15	70	YZG14-1-ZG 1/2"
ZG 3/4"	27	20	70	YZG14-1-ZG 3/4"
ZG1"	34	27	100	YZG14-1-ZG1"
ZG1 1/2"	48	31	100	YZG14-1-ZG1 1/2"
ZG2"	60	45	120	YZG14-1-ZG2"
ZG 1/4"	14	3	50	YZG14-1-ZG 1/4" -J
ZG 3/8"	18	5	70	YZG14-1-ZG 3/8" -J
ZG 1/2"	22	10	70	YZG14-1-ZG 1/2" -J
ZG 3/4"	27	15	70	YZG14-1-ZG 3/4" -J
ZG1"	34	22	100	YZG14-1-ZG1" -J
ZG1 1/2"	48	28	100	YZG14-1-ZG1 1/2" -J
ZG2"	60	40	120	YZG14-1-ZG2" -J

YZG14-2 双头短节·双头加厚短节

Double head brachypiece Thick double head bead brachypiece

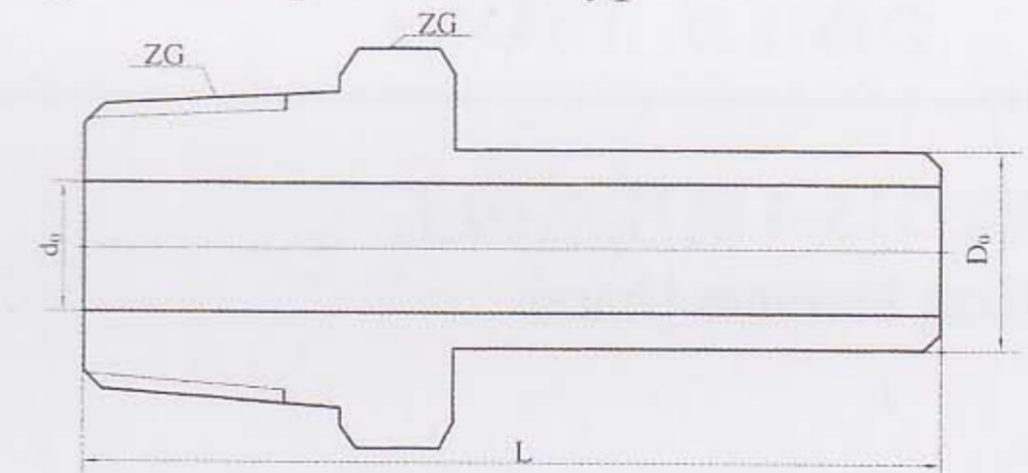


ZG	d0	L	代号 Code No
ZG 1/4"	8	60	YZG14-2-ZG 1/4"
ZG 3/8"	10	60	YZG14-2-ZG 3/8"
ZG 1/2"	15	60	YZG14-2-ZG 1/2"
ZG 3/4"	20	70	YZG14-2-ZG 3/4"
ZG1"	27	80	YZG14-2-ZG1"
ZG1 1/2"	31	120	YZG14-2-ZG1 1/2"
ZG2"	45	120	YZG14-2-ZG2"
ZG 1/4"	3	60	YZG14-2-ZG 1/4" -J
ZG 3/8"	5	60	YZG14-2-ZG 3/8" -J
ZG 1/2"	10	60	YZG14-2-ZG 1/2" -J
ZG 3/4"	15	70	YZG14-2-ZG 3/4" -J
ZG1"	22	80	YZG14-2-ZG1" -J
ZG1 1/2"	28	120	YZG14-2-ZG1 1/2" -J
ZG2"	40	120	YZG14-2-ZG2" -J

代号中注“J”者为加厚短节 The code with note "J" indicates the Strengthened Short Connector

YZG14-3 单头异径短节

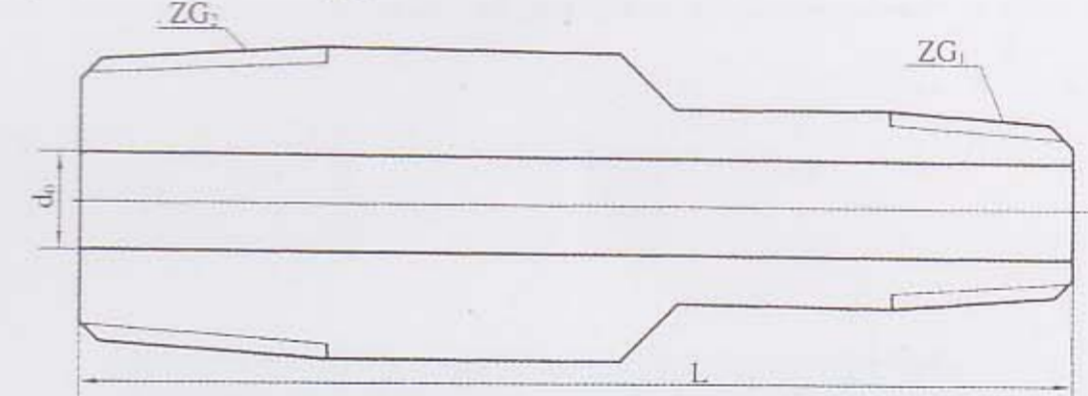
Single head special brachypiece



ZG	D0	d0	S	L	代号 Code No
ZG3/8"	14	9	19	120	YZG14-3-ZG3/8"-ø14
ZG1/2"	14	9	24	120	YZG14-3-ZG1/2"-ø14
ZG3/4"	14	9	30	120	YZG14-3-ZG3/4"-ø14

YZG14-4 异径短节

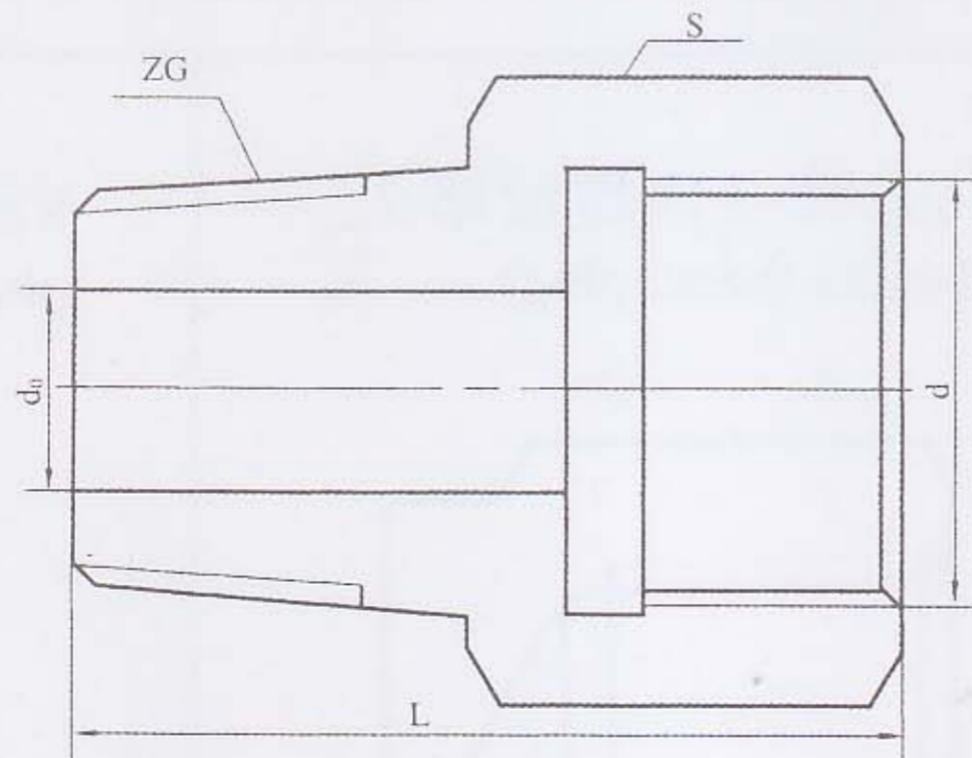
special brachypiece



ZG1	ZG2	d0	L	代号 Code No
ZG1/4"	ZG1/2"	7	70	YZG14-4-ZG1/4"-ZG1/2"
ZG1/4"	ZG3/4"	7	75	YZG14-4-ZG1/4"-ZG3/4"
ZG1/2"	ZG3/4"	12	80	YZG14-4-ZG1/2"-ZG3/4"
ZG3/4"	ZG1"	17	85	YZG14-4-ZG3/4"-ZG1"
ZG1"	ZG1 1/2"	24	90	YZG14-4-ZG1"-ZG1 1/2"

YZG14-5 内外接头(一)

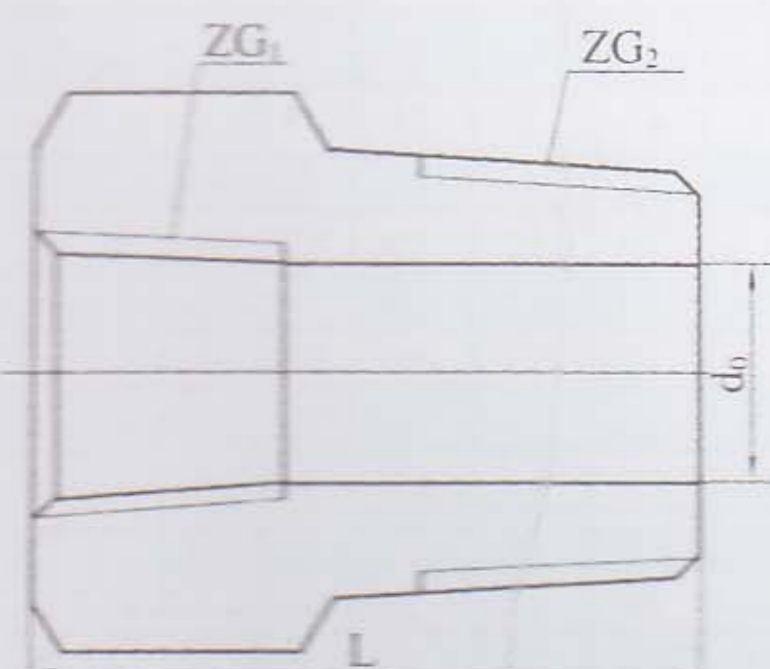
Inside-outside connector(1)



d	ZG	d0	S	L	代号 Code No
M10 × 1	ZG1/8"	4	17	26	YZG14-5-M10 × 1-ZG1/8"
M14 × 1.5	ZG1/8"	4	19	32	YZG14-5-M14 × 1.5-ZG1/8"
M10 × 1	ZG1/4"	6	19	30	YZG14-5-M10 × 1-ZG1/4"
M14 × 1.5	ZG1/4"	6	22	36	YZG14-5-M14 × 1.5-ZG1/4"
M18 × 1.5	ZG1/4"	6	24	36	YZG14-5-M18 × 1.5-ZG1/4"
M14 × 1.5	ZG3/8"	8	22	36	YZG14-5-M14 × 1.5-ZG3/8"
M18 × 1.5	ZG3/8"	8	24	36	YZG14-5-M18 × 1.5-ZG3/8"
M20 × 1.5	ZG3/8"	8	27	36	YZG14-5-M20 × 1.5-ZG3/8"
M18 × 1.5	ZG1/2"	10	27	42	YZG14-5-M18 × 1.5-ZG1/2"
M20 × 1.5	ZG1/2"	10	27	42	YZG14-5-M20 × 1.5-ZG1/2"
M22 × 1.5	ZG1/2"	10	30	44	YZG14-5-M22 × 1.5-ZG1/2"
M24 × 1.5	ZG1/2"	10	32	44	YZG14-5-M24 × 1.5-ZG1/2"
M24 × 1.5	ZG3/4"	15	32	44	YZG14-5-M24 × 1.5-ZG3/4"
M27 × 2	ZG3/4"	15	36	48	YZG14-5-M27 × 2-ZG3/4"
M33 × 2	ZG3/4"	15	41	52	YZG14-5-M33 × 2-ZG3/4"
M27 × 2	ZG1"	20	41	52	YZG14-5-M27 × 2-ZG1"
M33 × 2	ZG1"	20	46	56	YZG14-5-M33 × 2-ZG1"
M42 × 2	ZG1"	20	55	58	YZG14-5-M42 × 2-ZG1"
M33 × 2	ZG1/4"	25	50	56	YZG14-5-M33 × 2-ZG1/4"
M42 × 2	ZG1/4"	25	55	58	YZG14-5-M42 × 2-ZG1/4"
M48 × 2	ZG1/4"	25	60	60	YZG14-5-M48 × 2-ZG1/4"
M42 × 2	ZG1/2"	32	55	62	YZG14-5-M42 × 2-ZG1/2"
M48 × 2	ZG1/2"	32	60	62	YZG14-5-M48 × 2-ZG1/2"

YZG14-6 内外接头(二)

Inside-outside connector(2)



ZG1	ZG2	d0	L	代号 Code No
ZG1/4"	ZG1/2"	11	33.5	YZG14-6-ZG1/4"-ZG1/2"
ZG1/2"	ZG3/4"	18	37.5	YZG14-6-ZG1/2"-ZG3/4"
ZG1/2"	ZG1"	18	40	YZG14-6-ZG1/2"-ZG1"
ZG1/2"	ZG1 1/2"	18	44	YZG14-6-ZG1/2"-ZG1 1/2"
Z3/4"	ZG1 1/2"	23	48	YZG14-6-ZG3/4"-ZG1 1/2"

YZG6-16 系列自控仪表管路附件

Gauge pipe auxiliary

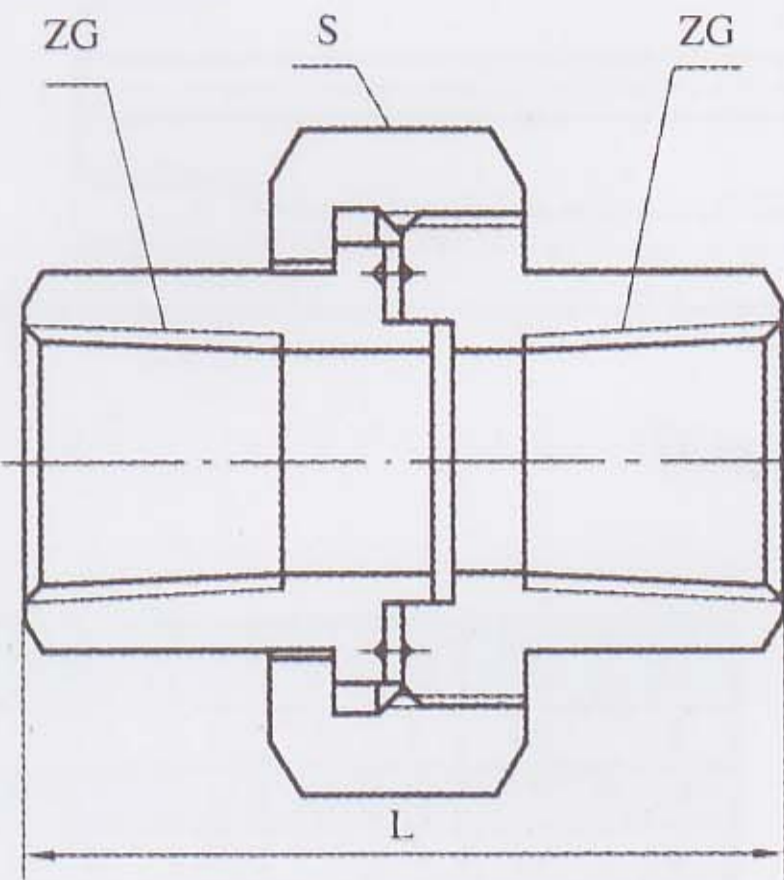
YZG15 活接头

Union

• 材料 Material: 20, 1Cr18Ni9Ti, 316, 316L

YZG15-1 内螺纹式活接头

Inside Thread Union

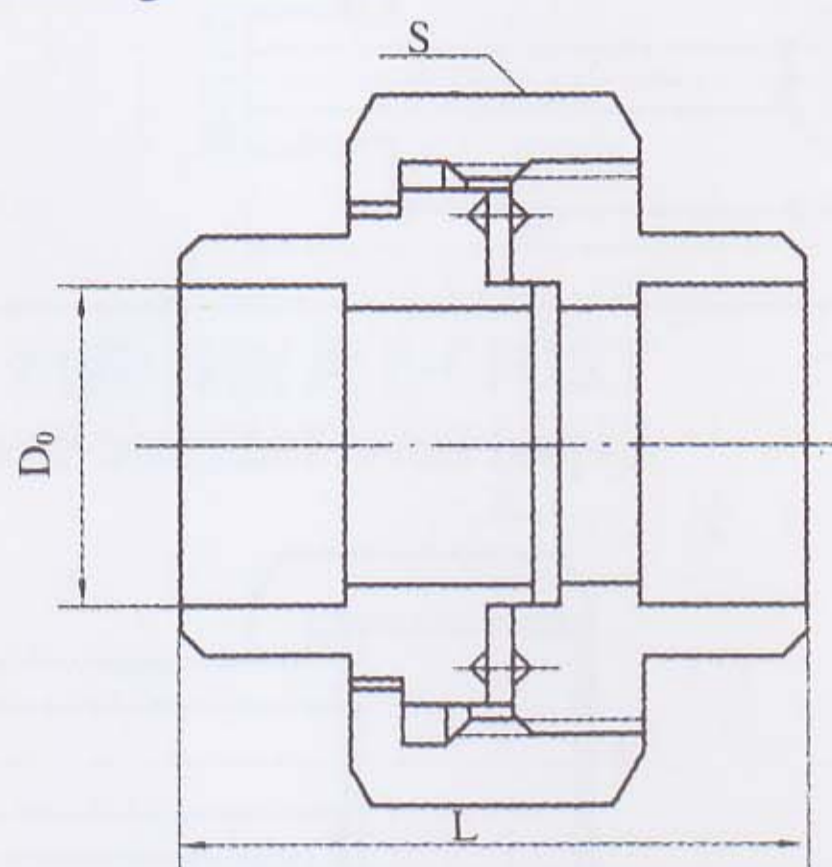


ZG	S	L	代号 Code No
ZG1/4"	36	48	YZG15-1-ZG1/4"
ZG3/8"	42	56	YZG15-1-ZG3/8"
ZG1/2"	46	60	YZG15-1-ZG1/2"
ZG3/4"	55	68	YZG15-1-ZG3/4"
ZG1"	65	75	YZG15-1-ZG1"
ZG1 1/2"	75	84	YZG15-1-ZG1 1/2"
ZG2"	85	90	YZG15-1-ZG2"

公称压力: PN4MPa

YZG15-2 焊接式活接头(一)

Welding Union(1)

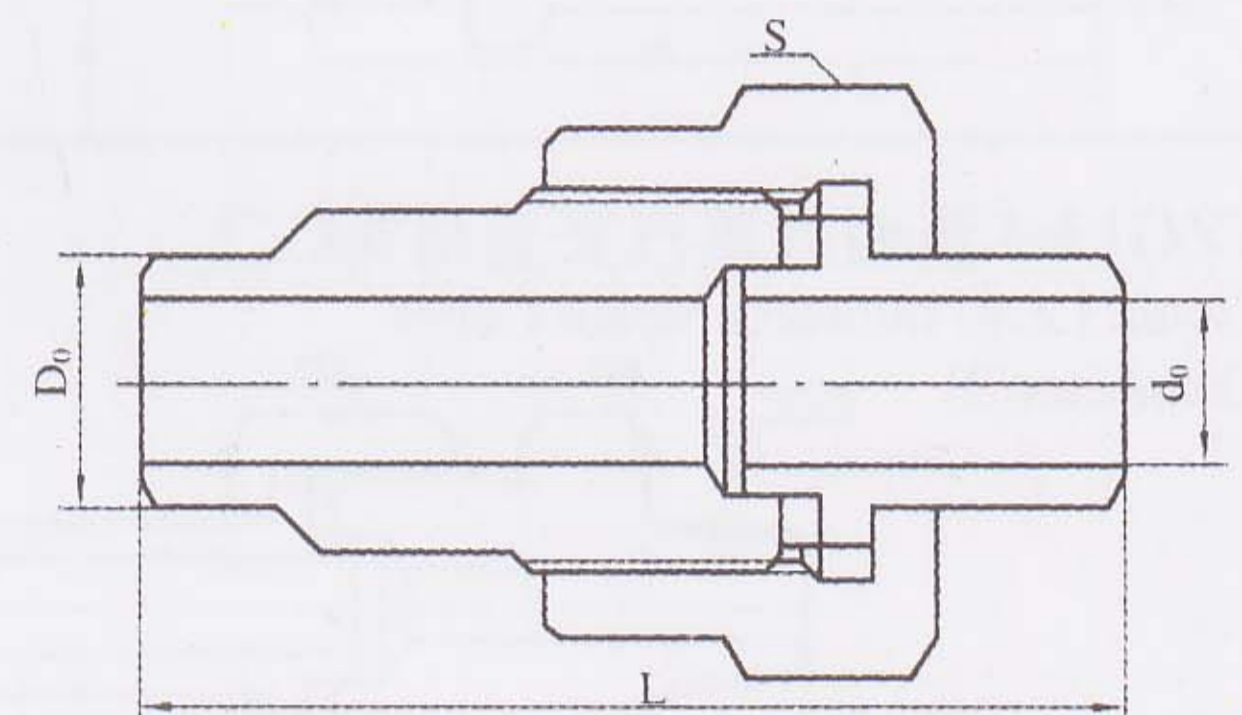


d0	S	L	代号 Code No
15	36	44	YZG15-2-φ15
19	42	47	YZG15-2-φ19
23	46	48	YZG15-2-φ23
28	55	56	YZG15-2-φ28
35	65	59	YZG15-2-φ35
49	75	69	YZG15-2-φ49
69	85	78	YZG15-2-φ69

公称压力: PN4MPa

YZG15-3 焊接式活接头(二)

Welding Union(2)

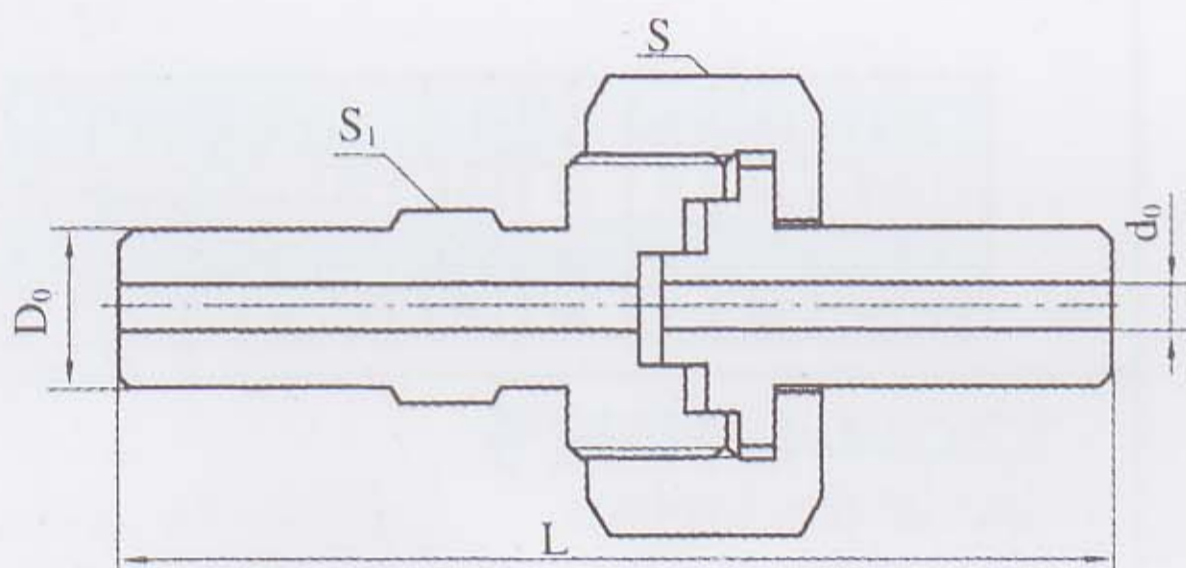


D0	d0	S	L	代号 Code No
20	13	41	78	YZG15-3-φ20
24	16	46	88	YZG15-3-φ24

公称压力: PN16MPa

YZG15-4 高压活接头

Hing Pressure Union

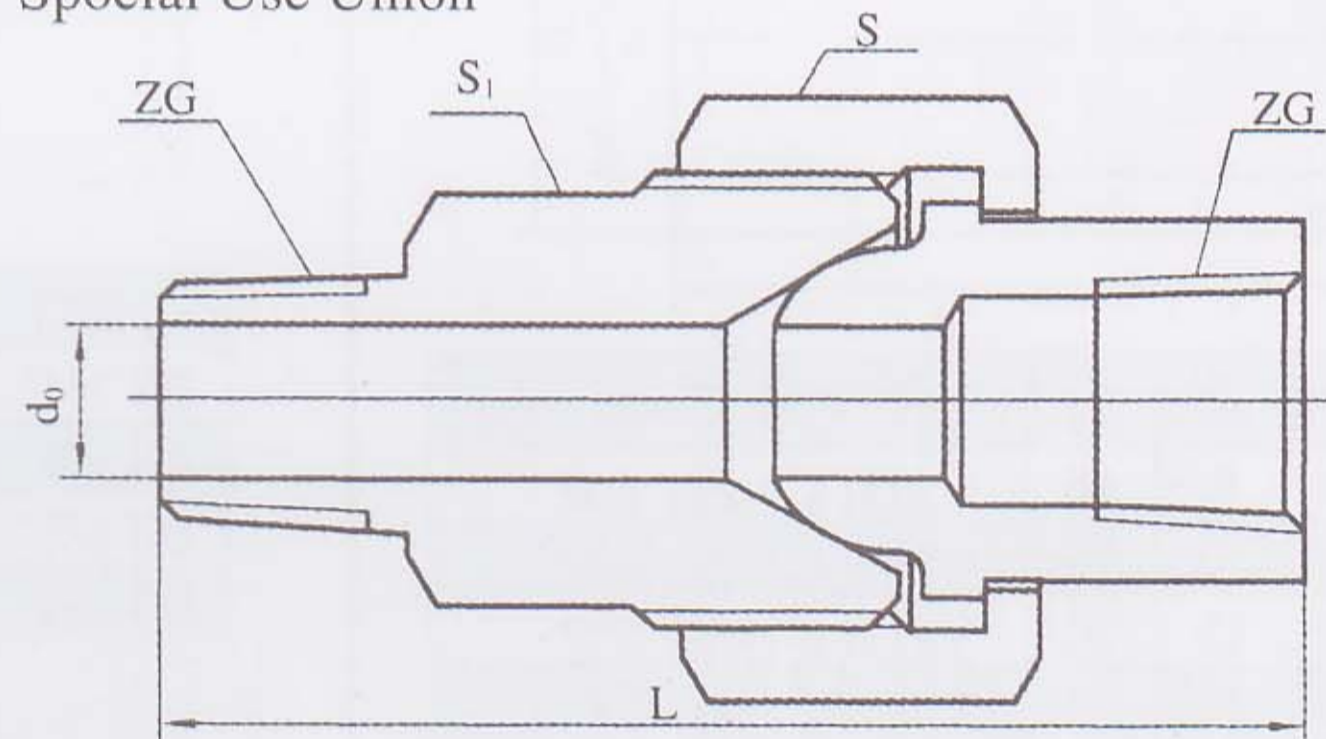


D0	d0	S	S1	L	代号 Code No
φ14	6	36	17	86	YZG15-4-φ14
φ24	10	46	27	100	YZG15-4-φ24
φ35	15	65	38	130	YZG15-4-φ35

公称压力: PN32MPa

YZG15-5 异形活接头

Special Use Union



ZG	d0	S	S1	L	代号 Code No
ZG1/4"	8	27	19	60	YZG15-5-ZG1/4"
ZG3/8"	10	32	22	66	YZG15-5-ZG3/8"
ZG1/2"	15	36	24	71	YZG15-5-ZG1/2"
ZG3/4"	20	46	32	67	YZG15-5-ZG3/4"
ZG1"	25	60	41	80	YZG15-5-ZG1"
ZG1 1/2"	40	75	55	88	YZG15-5-ZG1 1/2"
ZG2"	50	90	65	96	YZG15-5-ZG2"

公称压力: PN10MPa

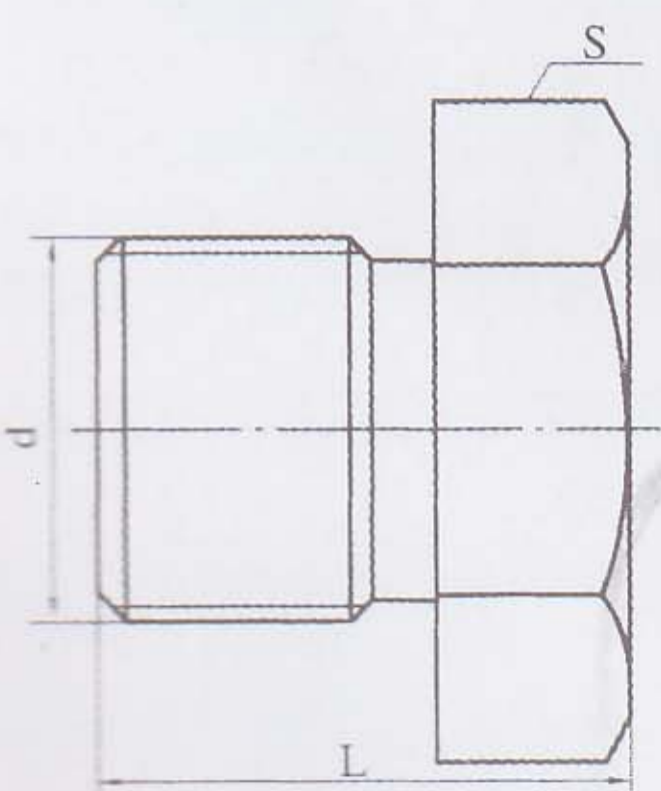
YZG16 堵头

plug

• 材料 Material: 20, 1Cr18Ni9Ti, 316, 316L

YZG16-1 堵头(一)

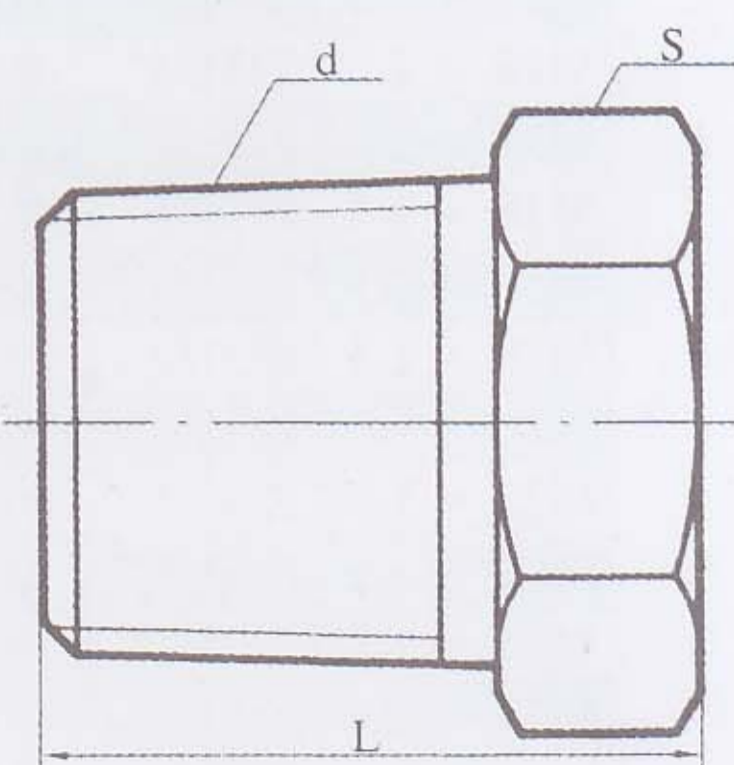
plug (1)



d	S	L	代号 Code No
G1/4"	20	24	YZG16-1-G1/4"
G3/8"	23	27	YZG16-1-G3/8"
G1/2"	29	30	YZG16-1-G1/2"
G3/4"	34	36	YZG16-1-G3/4"
M8x1.5	28	30	YZG16-1-M19x1.5
M10x2	34	36	YZG16-1-M27x2

YZG16-2 堵头(二)

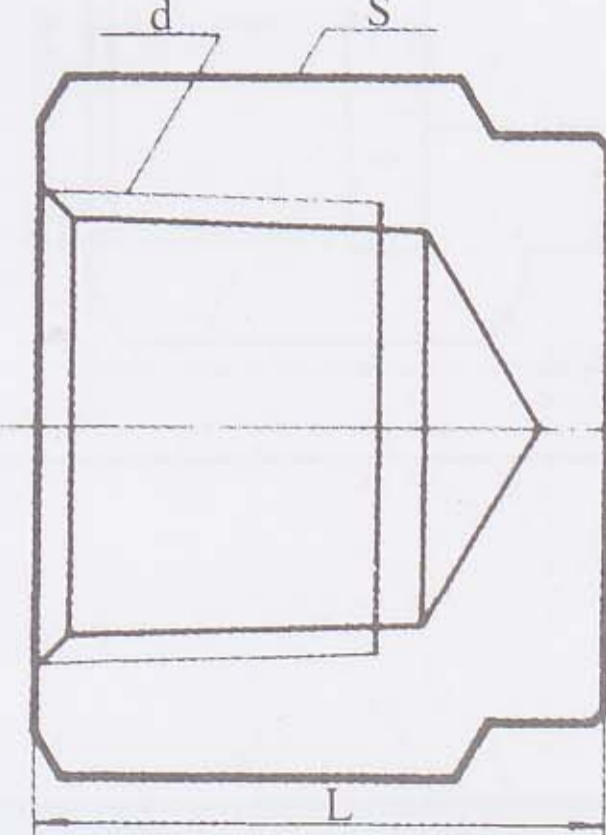
plug (2)



d	L	S	代号 Code No
G1/4"	22	17	YZG16-2-ZG1/4"
G3/8"	24	19	YZG16-2-ZG3/8"
G1/2"	29	24	YZG16-2-ZG1/2"
G3/4"	33	30	YZG16-2-ZG3/4"
ZG1"	28	36	YZG16-2-ZG1"
ZG1 1/2"	45	55	YZG16-2-ZG1 1/2"

YZG16-3 内螺纹堵头

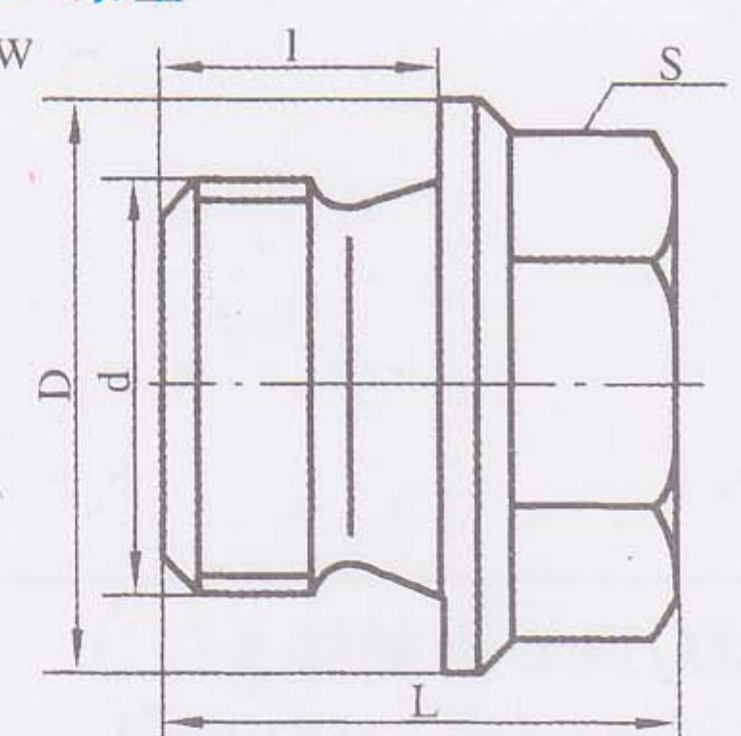
(Inside thread plug)



d	S	L	代号 Code No
G1/4"	17	17	YZG16-3-ZG1/4"
G3/8"	20	22	YZG16-3-ZG3/8"
G1/2"	25	27	YZG16-3-ZG1/2"
G3/4"	30	32	YZG16-3-ZG3/4"
ZG1"	36	41	YZG16-3-ZG1"
ZG1 1/2"	42	55	YZG16-3-ZG1 1/2"

YZG16-4 螺塞

plug screw

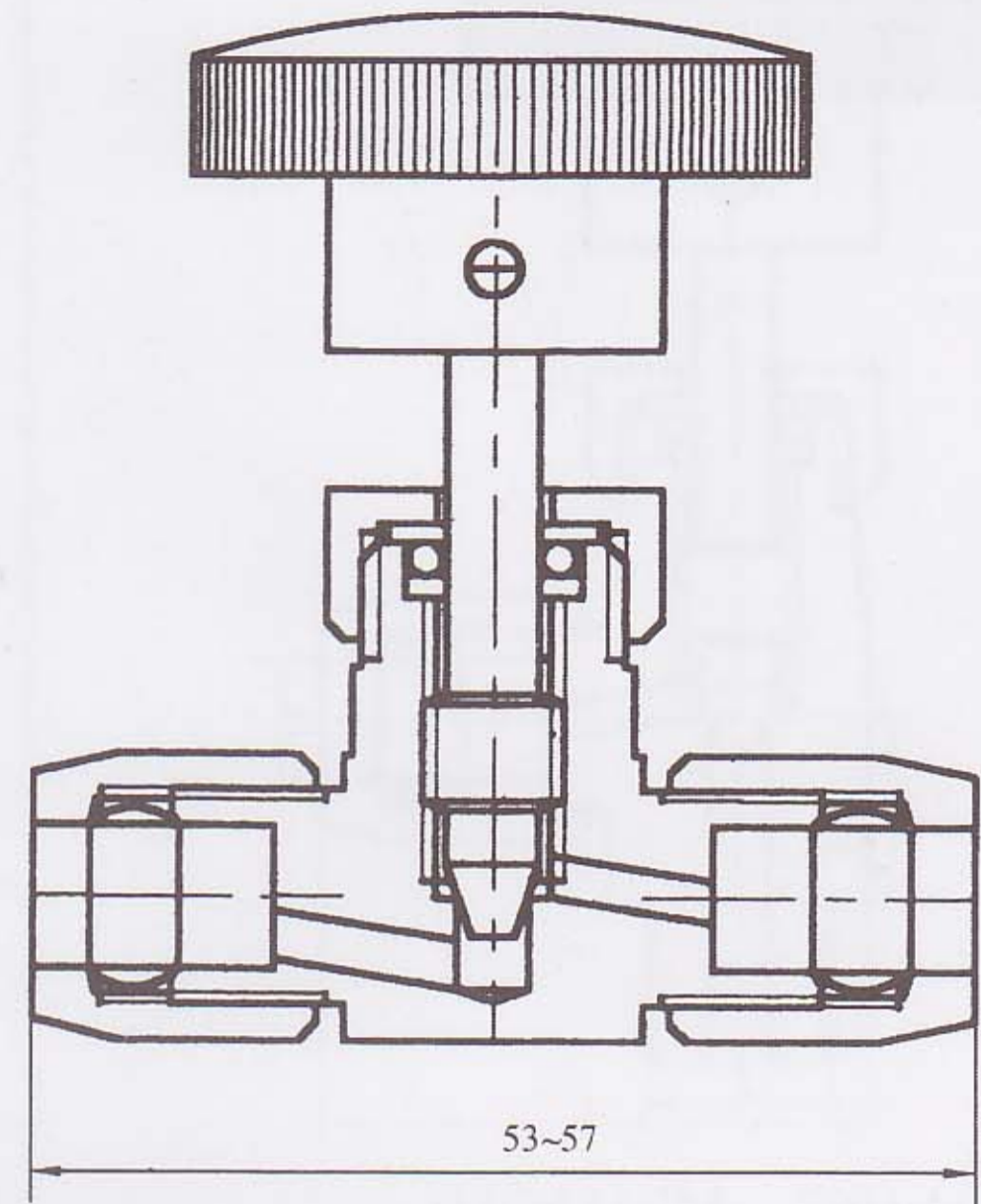


d	D	L	I	S	代号 Code No
M8x1	13	8	14	14	YZG16-4-M8x1
M10x1	14	8	17	17	YZG16-4-M10x1
M12x1.25	19	12	19	19	YZG16-4-M12x1.25
M14x1.5	19	12	19	19	YZG16-4-M14x1.5
M16x1.5	22	22	12	19	YZG16-4-M16x1.5
M18x1.5	25	22	12	19	YZG16-4-M18x1.5
M22x1.5	30	25	14	19	YZG16-4-M22x1.5
M27x2	35	29	16	22	YZG16-4-M27x2
M33x2	42	34	18	27	YZG16-4-M33x2
M42x2	53	41	20	36	YZG16-4-M42x2



YZ6-1 QJ-1 型气动管路截止阀

QJ-1 Pneumatic Tube Stop Valve



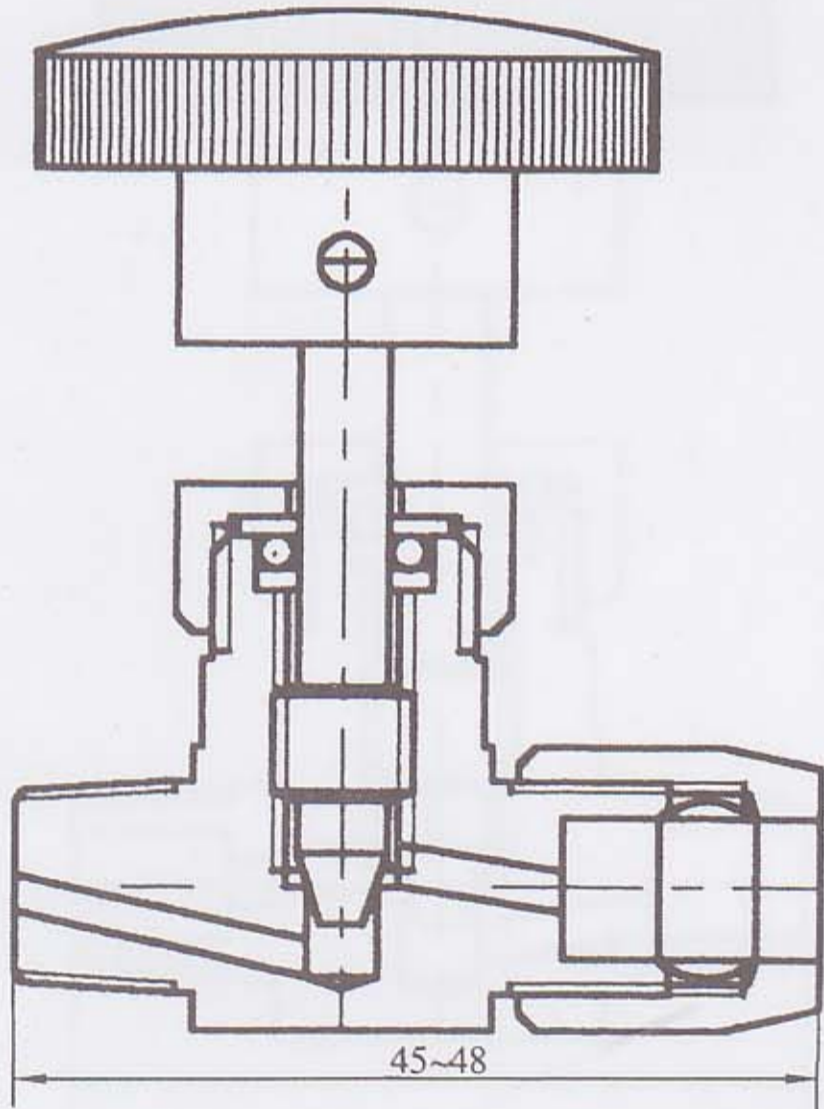
材料 Material:H62

公称压力: PN1.0 MPa

配管: Do:ø6、ø8、ø10、ø1/4" ~ø3/8"

YZ6-2 QJ-2A 型气动管路截止阀

QJ-2A Pneumatic Tube Stop Valve



材料 Material:H62

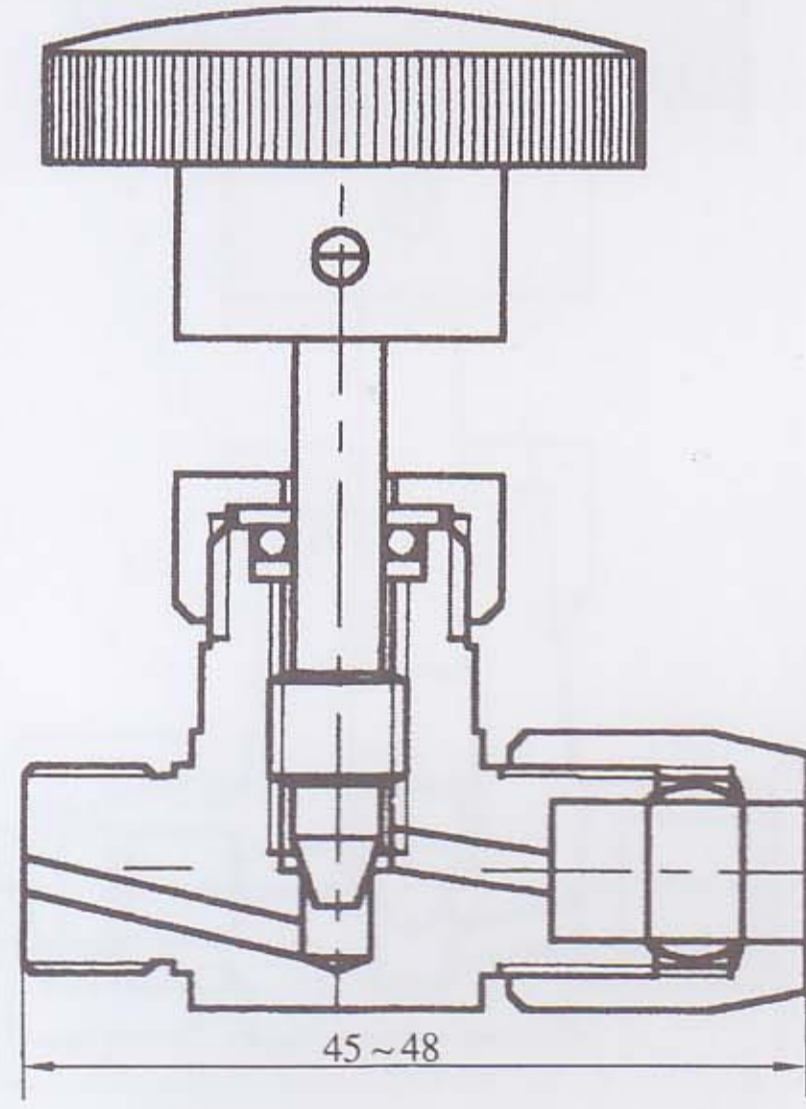
公称压力: PN1.0 MPa

配管: Do:ø6、ø8、ø10、ø1/4" ~ø3/8"

终端螺纹 d:ZG、NPT(1/8" ~1/4")

YZ6-3 QJ-2A 型气动管路截止阀

QJ-2A Pneumatic Tube Stop Valve



材料 XMaterial:H62

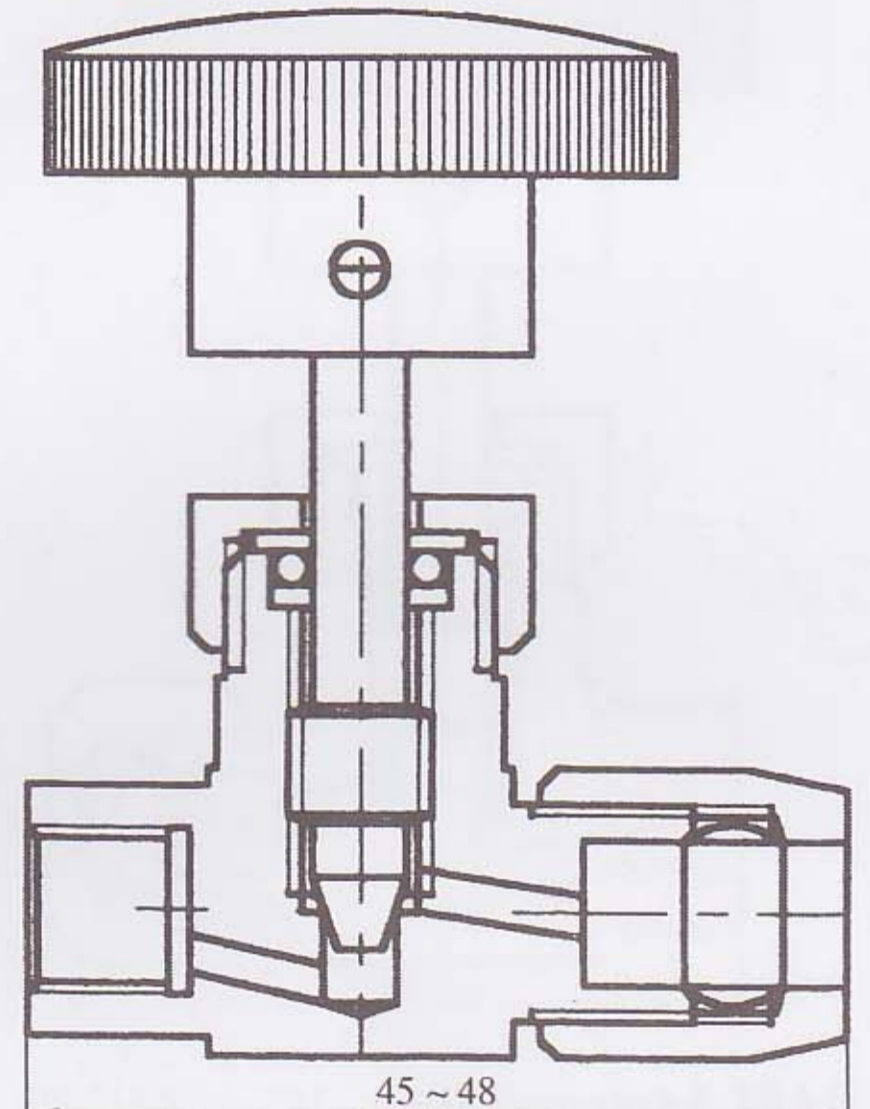
公称压力: PN1.0 MPa

配管: Do:ø6、ø8、ø10、ø1/4" ~ø3/8"

终端螺纹 d:M10x1、M12x1.25

YZ6-4 QJ-3A 型气动管路截止阀

QJ-3A Pneumatic Tube Stop Valve



材料 Material:H62

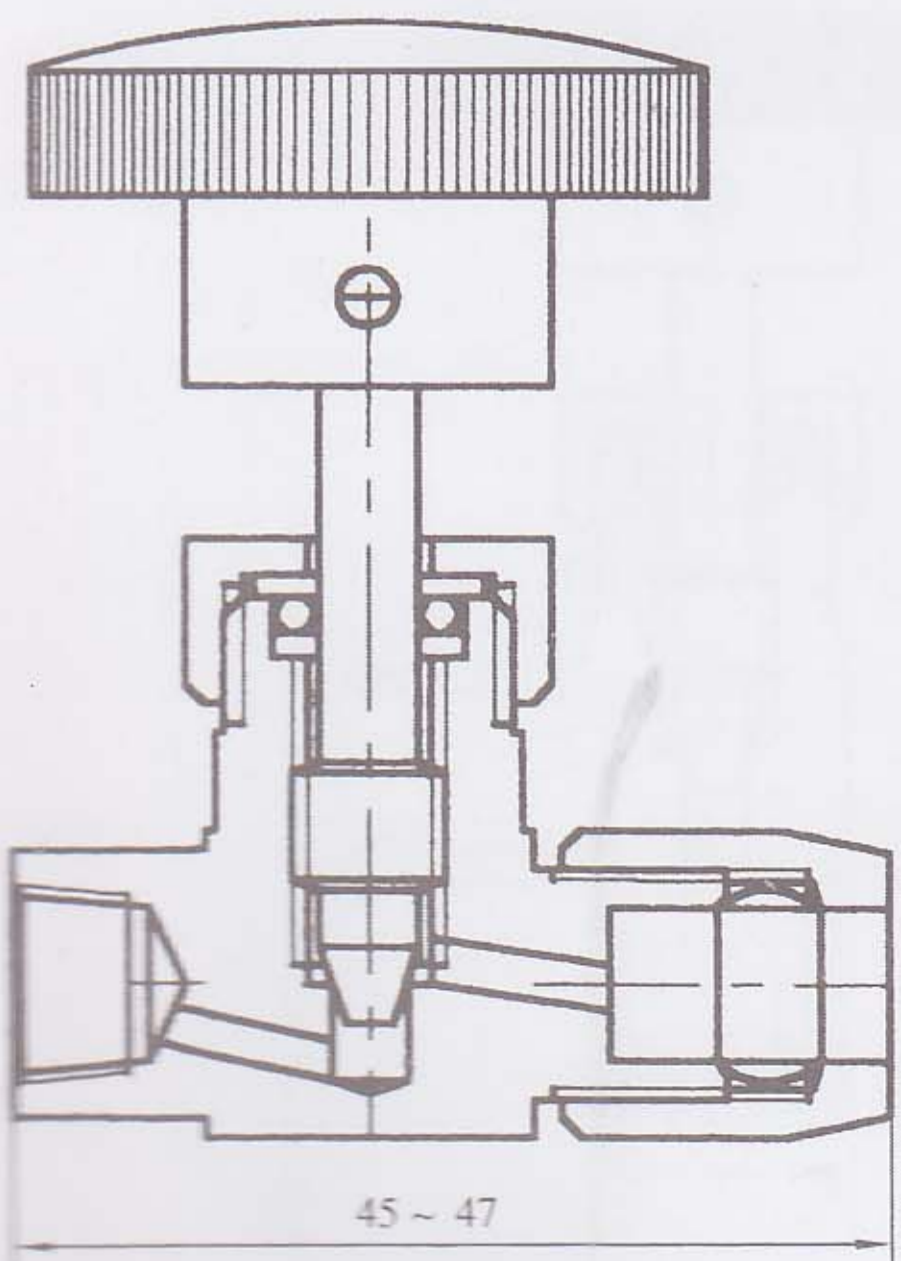
公称压力: PN1.0 MPa

配管: Do:ø6、ø8、ø10、ø1/4" ~ø3/8"

终端螺纹 d:M10x1

YZ6-5 QJ-3B 型气动管路截止阀

QJ-3B Pneumatic Tube Stop Valve



材料 Material:H62

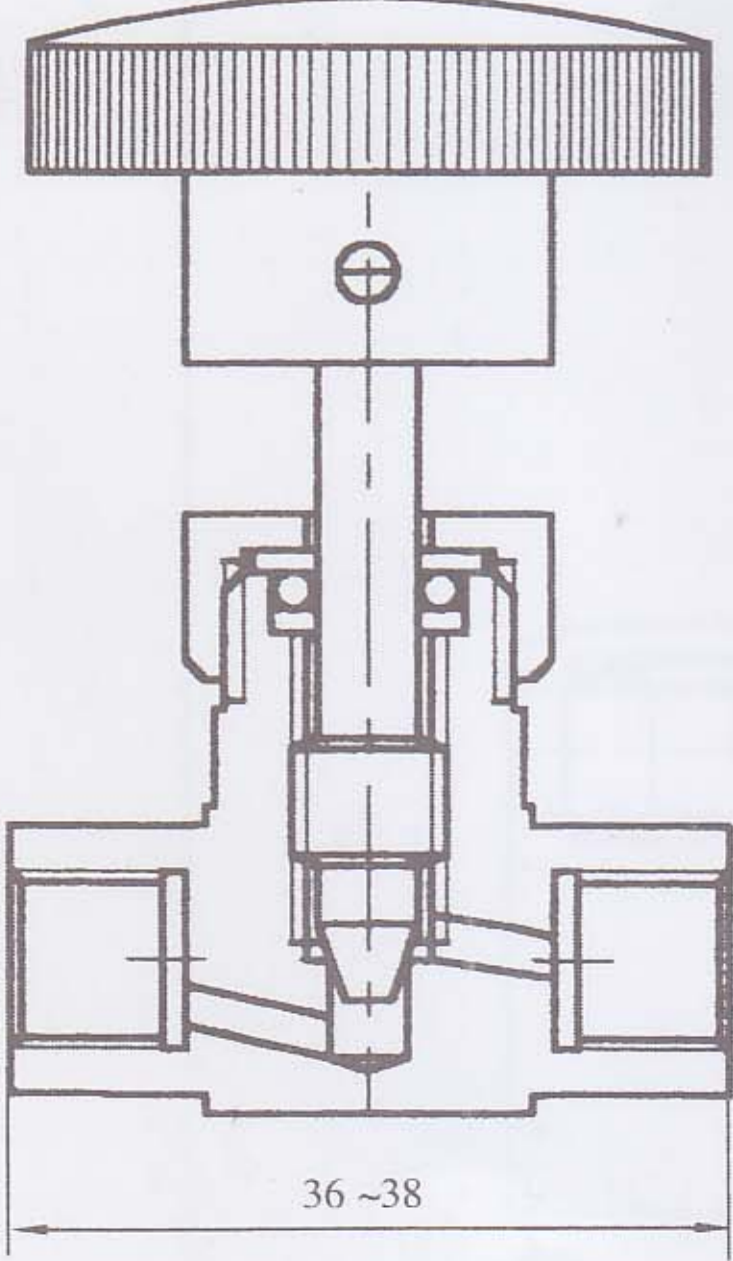
公称压力: PN1.0 MPa

配管: Do:ø6~ø10、ø1/4" ~ø3/8"

终端螺纹 d:ZG、NPT(1/8" ~1/4")

YZ6-6 QJ-4A 型气动管路截止阀

QJ-4A Pneumatic Tube Stop Valve



材料 Material:H62

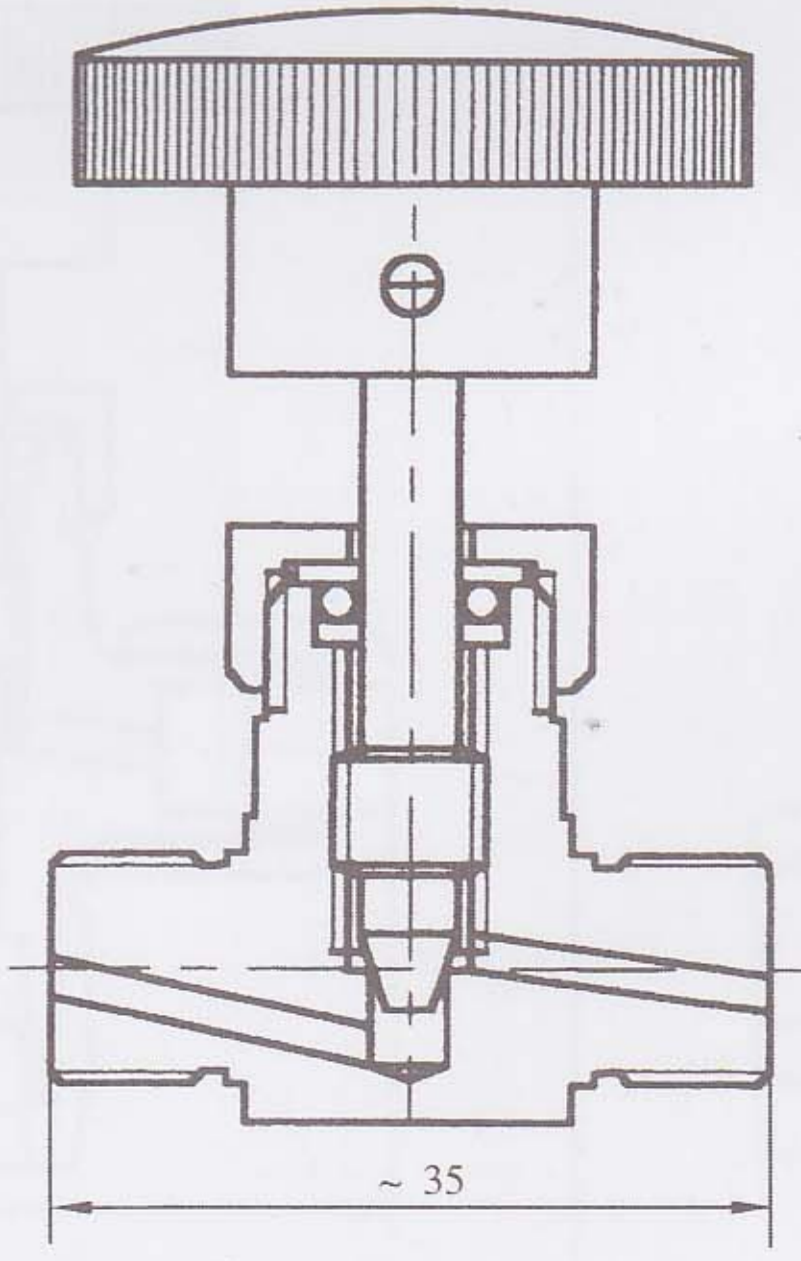
公称压力: PN1.0 MPa

终端螺纹 d:M10x1、M12x1

ZG、NPT(1/8" ~1/4")

YZ6-7 QJ-5A 型气动管路截止阀

QJ-5A Pneumatic Tube Stop Valve



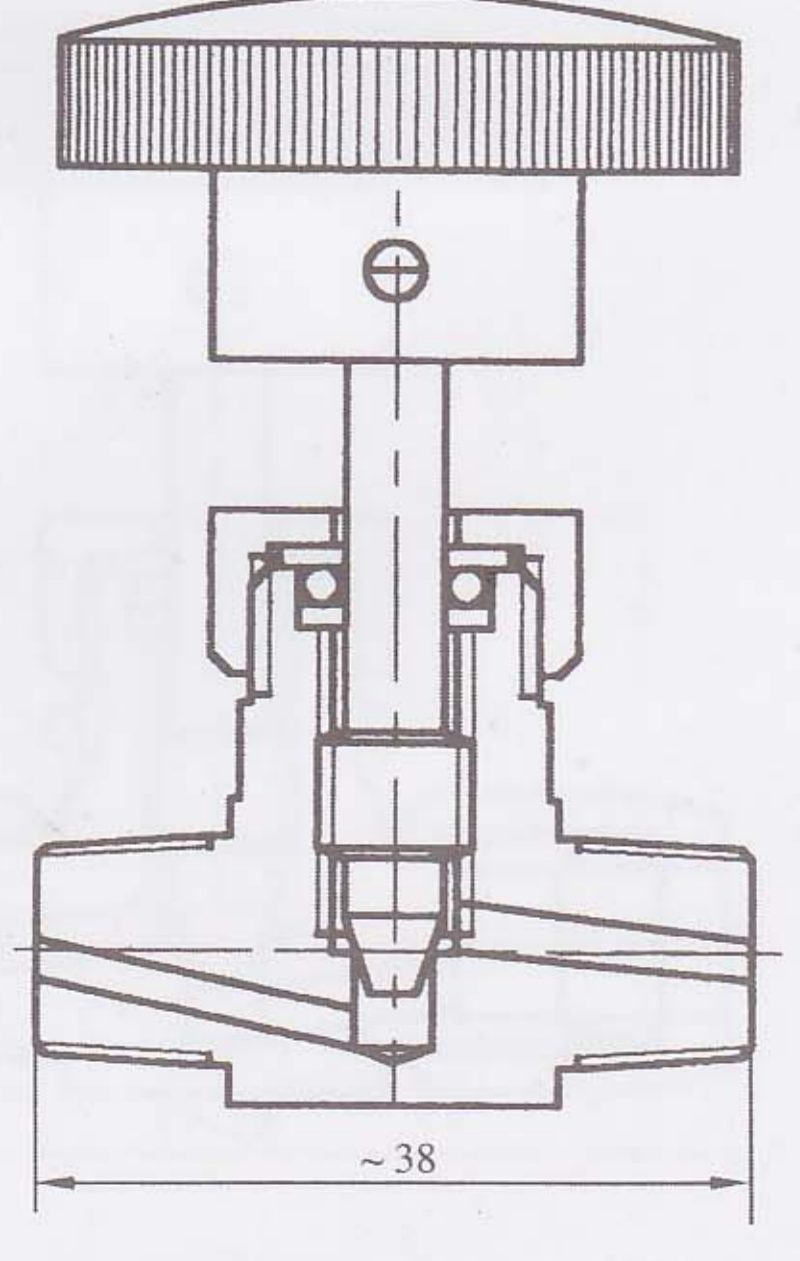
材料 Material:H62

公称压力: PN1.0 MPa

终端螺纹 d:M10x1、M12x1.25

YZ6-8 QJ-5B 型气动管路截止阀

QJ-5A Pneumatic Tube Stop Valve



材料 Material:H62

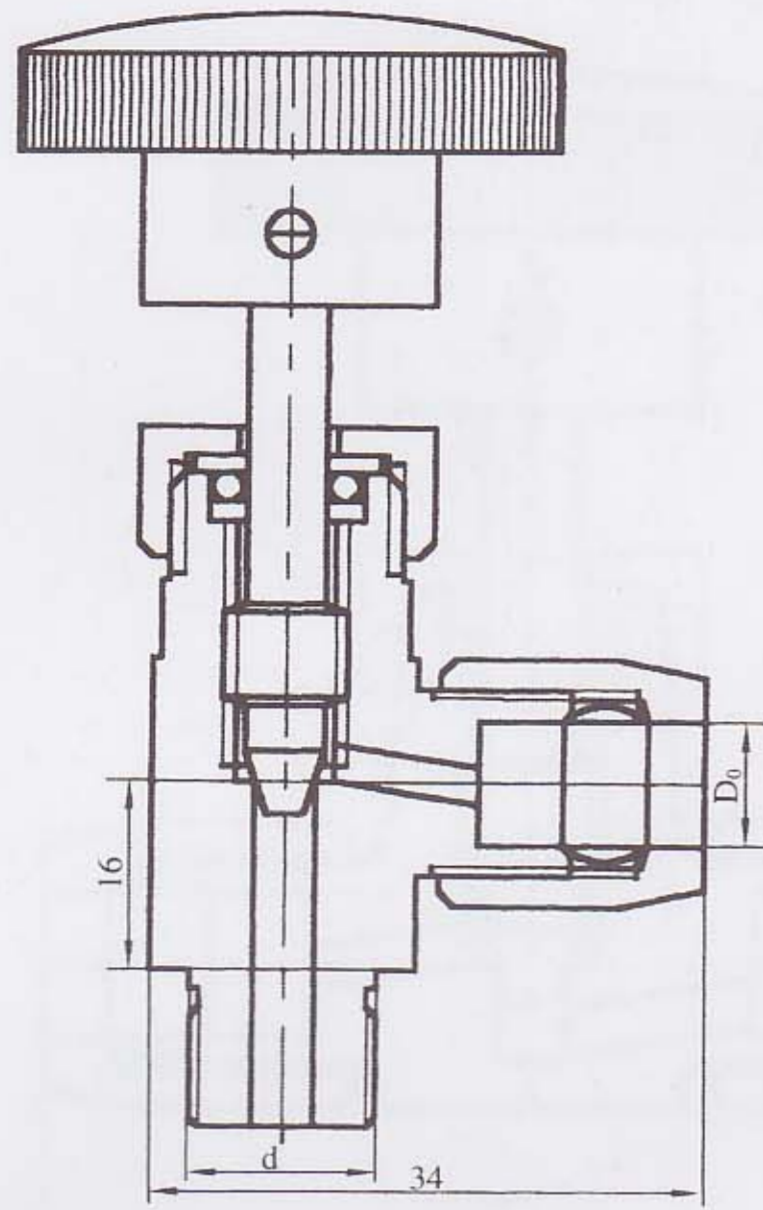
公称压力: PN1.0 MPa

终端螺纹 d:ZG、NPT(1/8" ~1/4")

YZ6 系列气动管路截止阀(铜管、尼龙管用)

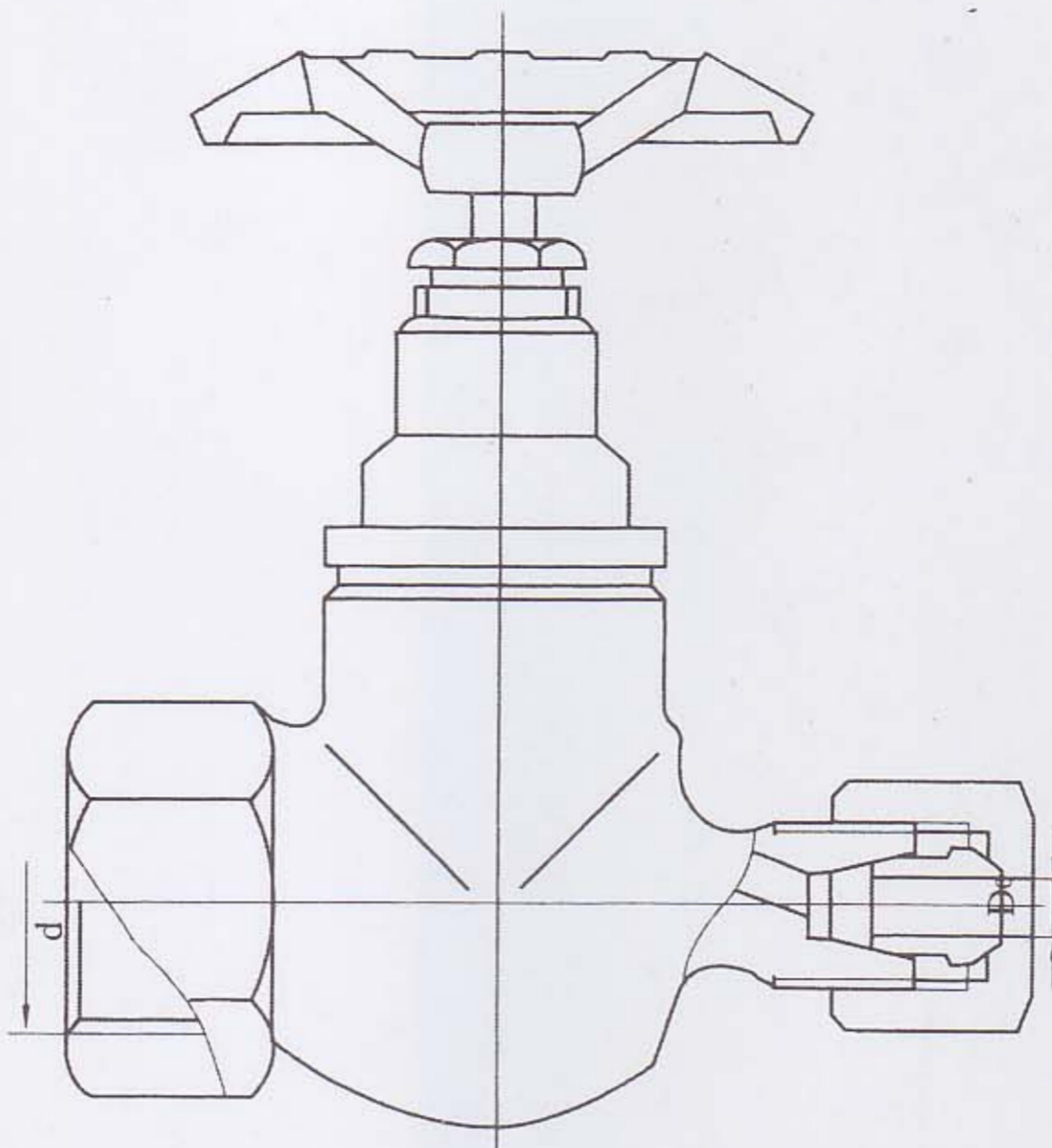
Pneumatic tube stop valve

YZ6-9 QJ-6A型气动管路截止阀
Pneumatic Tube Stop Valve



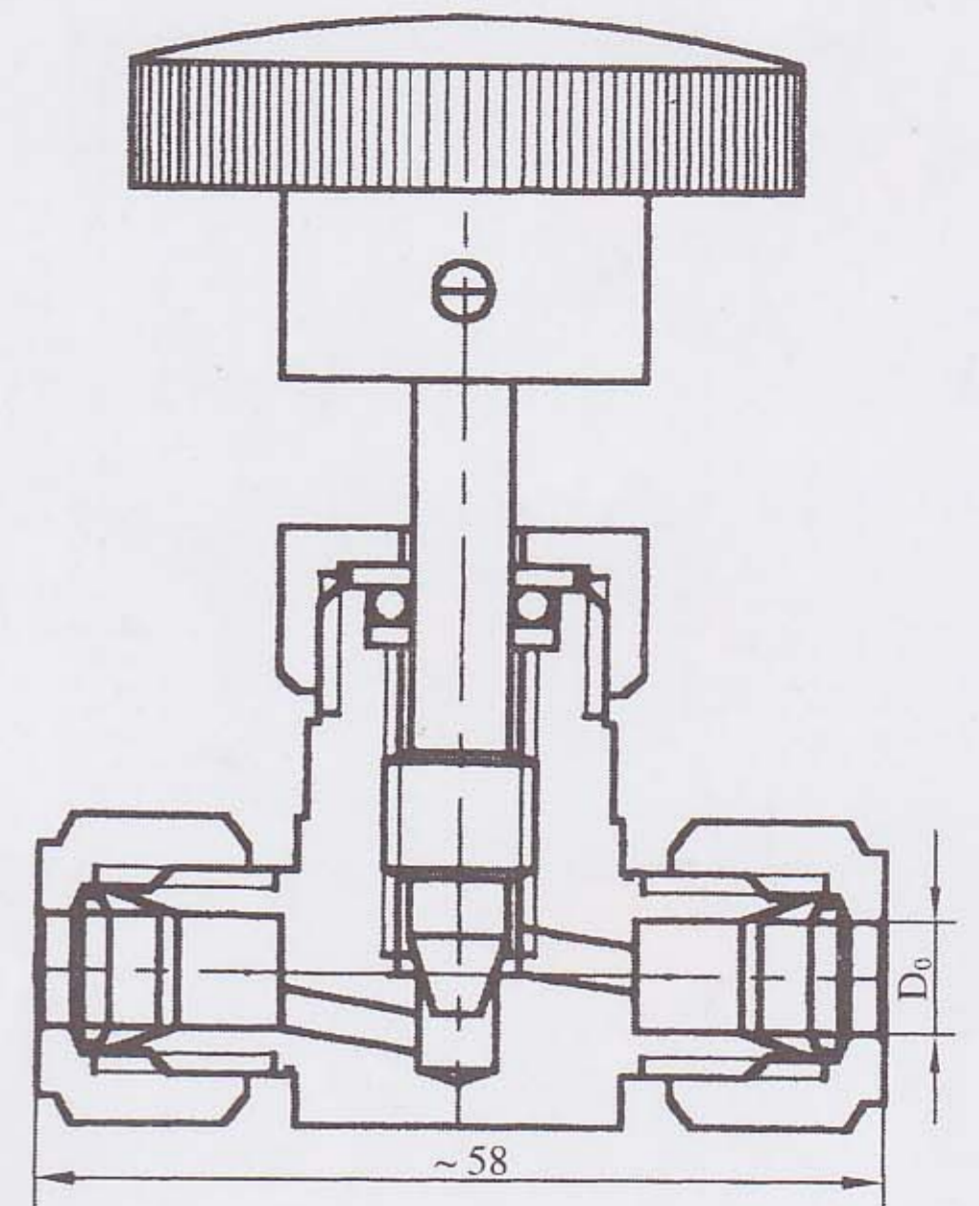
材料 Material: H62、1Cr18Ni9Ti
公称压力: PN1.0 MPa PN2.5 MPa
配管 Do: $\phi 6$ 、 $\phi 8$ 、 $\phi 10$ 、 $\phi 1/4''$ ~ $\phi 3/8''$
终端螺纹 d: M10x1、M14x1.5、M16x1.5、
G、ZG、NPT(1/8'' ~ 1/4'')

YZ10-17 JE.QY1 型气动管路异径截止阀
JE.QY1 Pneumatic Tube Reducing Stop Valve



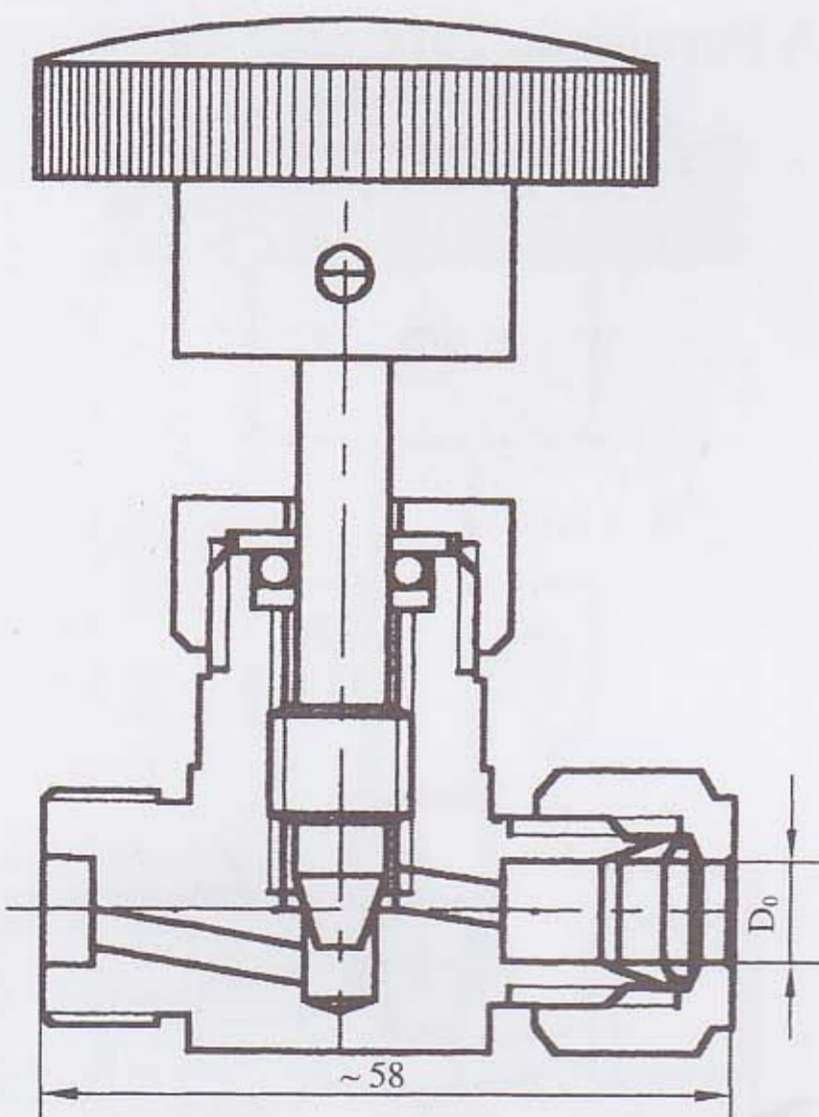
材料 Material: H62
公称压力: PN1.0 MPa
配管 Do: $\phi 6$ ~ $\phi 8$ d: NPT1/2''、
G1/2''、ZG1/2''

YZ12-1 QZ-1 型双卡套针形阀
QZ-1 Double-collet Needle Valve



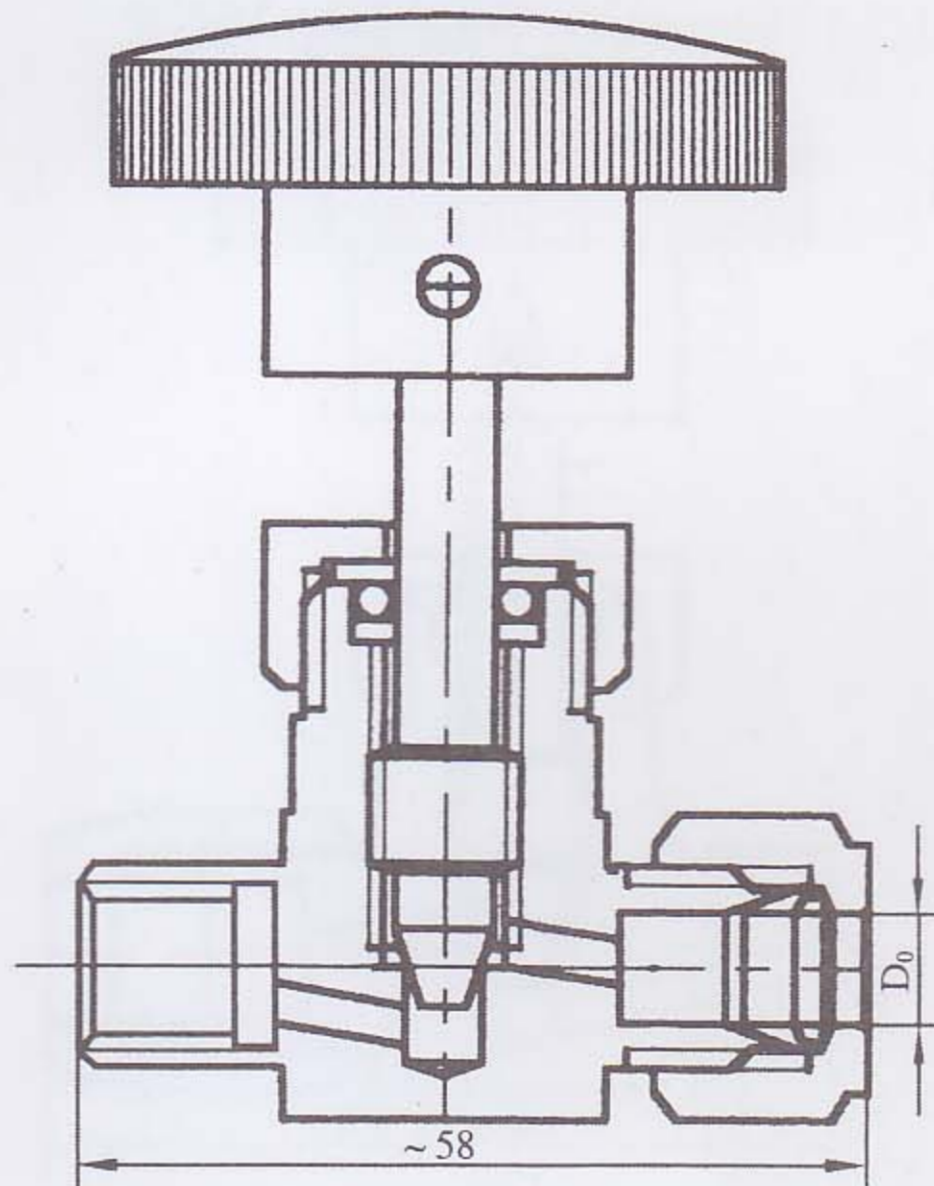
材料 Material: H62 1Cr18Ni9Ti
公称压力: PN2.5 MPa
公称口径: DN4
配管 Do: $\phi 6$ ~ $\phi 8$ 、 $\phi 1/4''$ 、 $\phi 3/8''$

YZ12-2 QZ-2 型双卡套针形阀
QZ-2 Double-collet Needle Valve



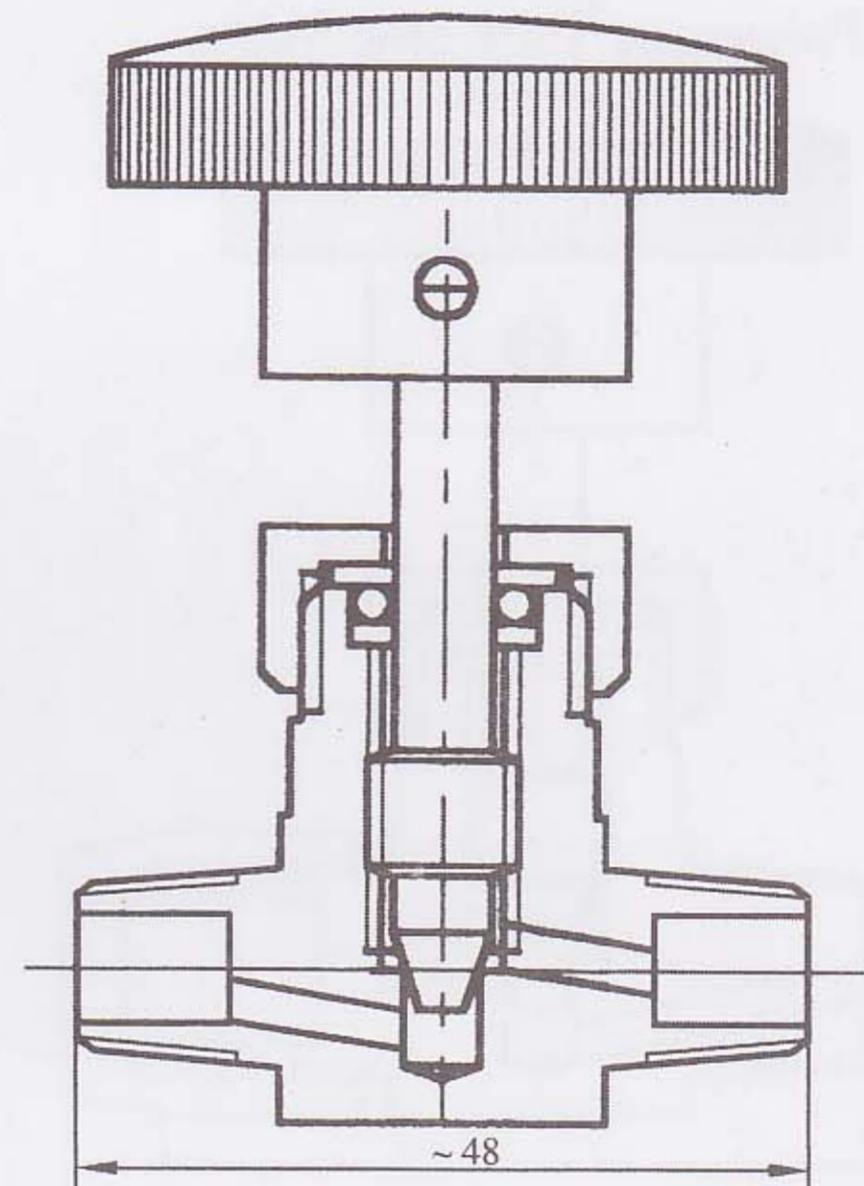
材料 Material: H62 1Cr18Ni9Ti
公称压力: PN2.5 MPa
公称口径: DN4
终端螺纹 d: M10x1、12x1.25
ZG、G、NPT(1/8'' ~ 1/4'')

YZ12-3 QZ-3 型双卡套针形阀
QZ-3 Double-collet Needle Valve



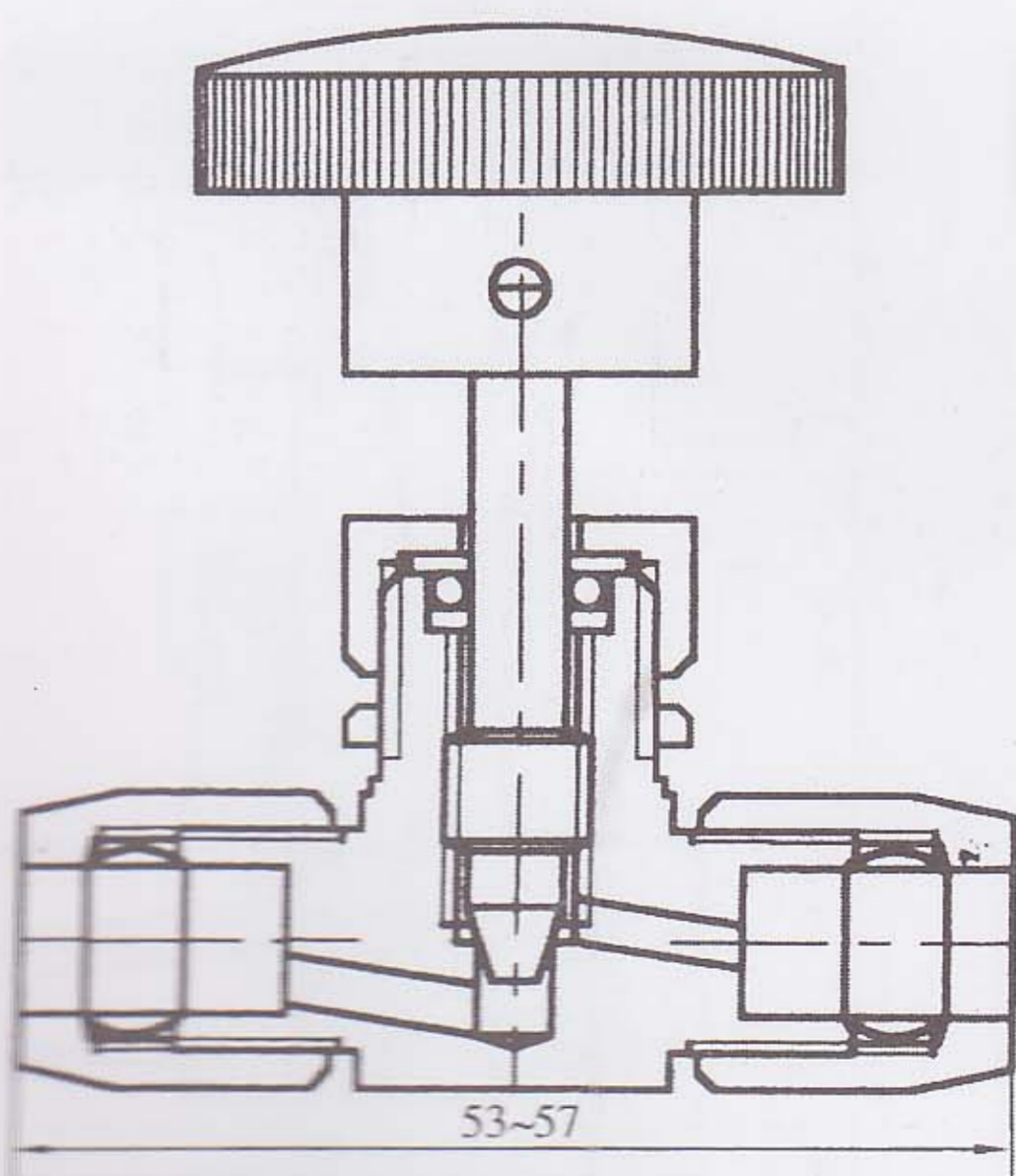
材料 Material: H62
公称压力: PN2.5 MPa
公称口径: DN4
配管 Do: $\phi 6$ 、 $\phi 8$ 、 $\phi 1/4''$ 、 $\phi 3/8''$
终端螺纹: M10x1、G、ZG、NPT1/8''、3/4''

YZ12-4 QZ-4 外螺纹针形阀
QZ-4 Male screw Needle Valve



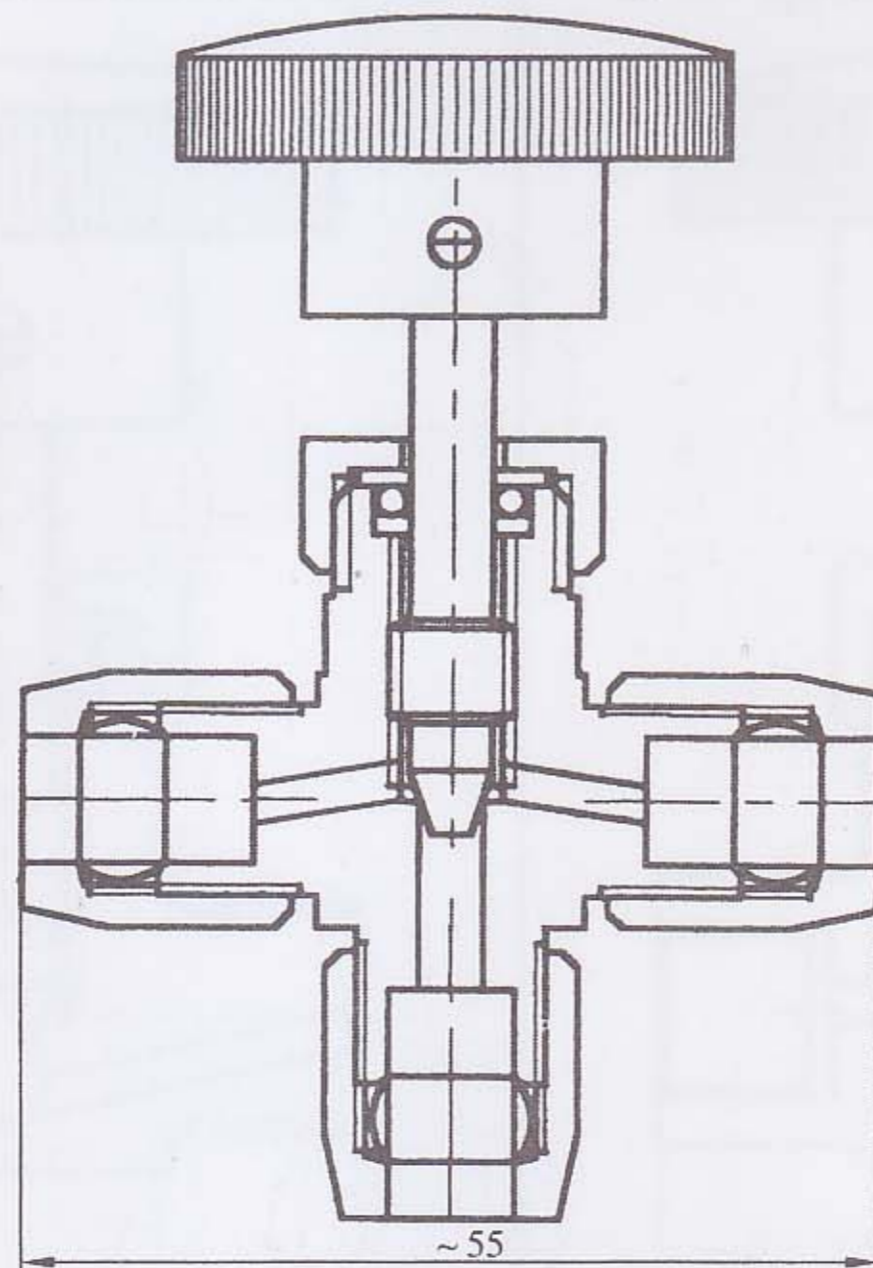
材料 Material: H62
公称压力: PN2.5 MPa
公称口径: DN4
配管 Do: $\phi 6$ 、 $\phi 8$ 、 $\phi 1/4''$ 、 $\phi 3/8''$
终端螺纹: M10x1、G、ZG、NPT1/8''、3/4''

YZ12-21 QE-1 气动管路截止阀
QE-1 Pneumatic Tube Stop Valve



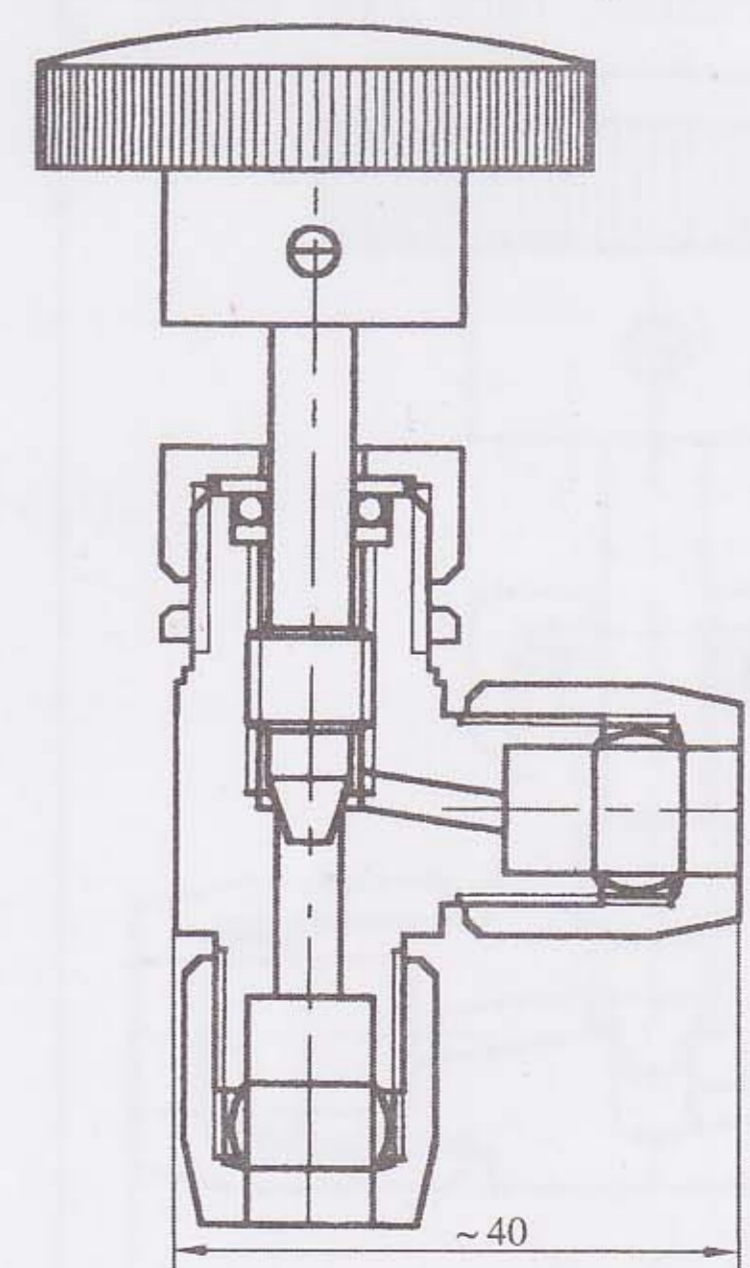
材料 Material: H62
公称压力: PN1.0 MPa
公称口径: DN4
配管 Do: $\phi 6$ ~ $\phi 8$ 、 $\phi 1/4''$ 、 $\phi 3/8''$

YZ12-22 QE-2 气动管路三通截止阀
QE-2 Pneumatic Tube Stop Valve



材料 Material: H62
公称压力: PN1.0 MPa
公称口径: DN(3、4)
配管 Do: $\phi 6$ ~ $\phi 8$ 、 $\phi 1/4''$ 、 $\phi 3/8''$

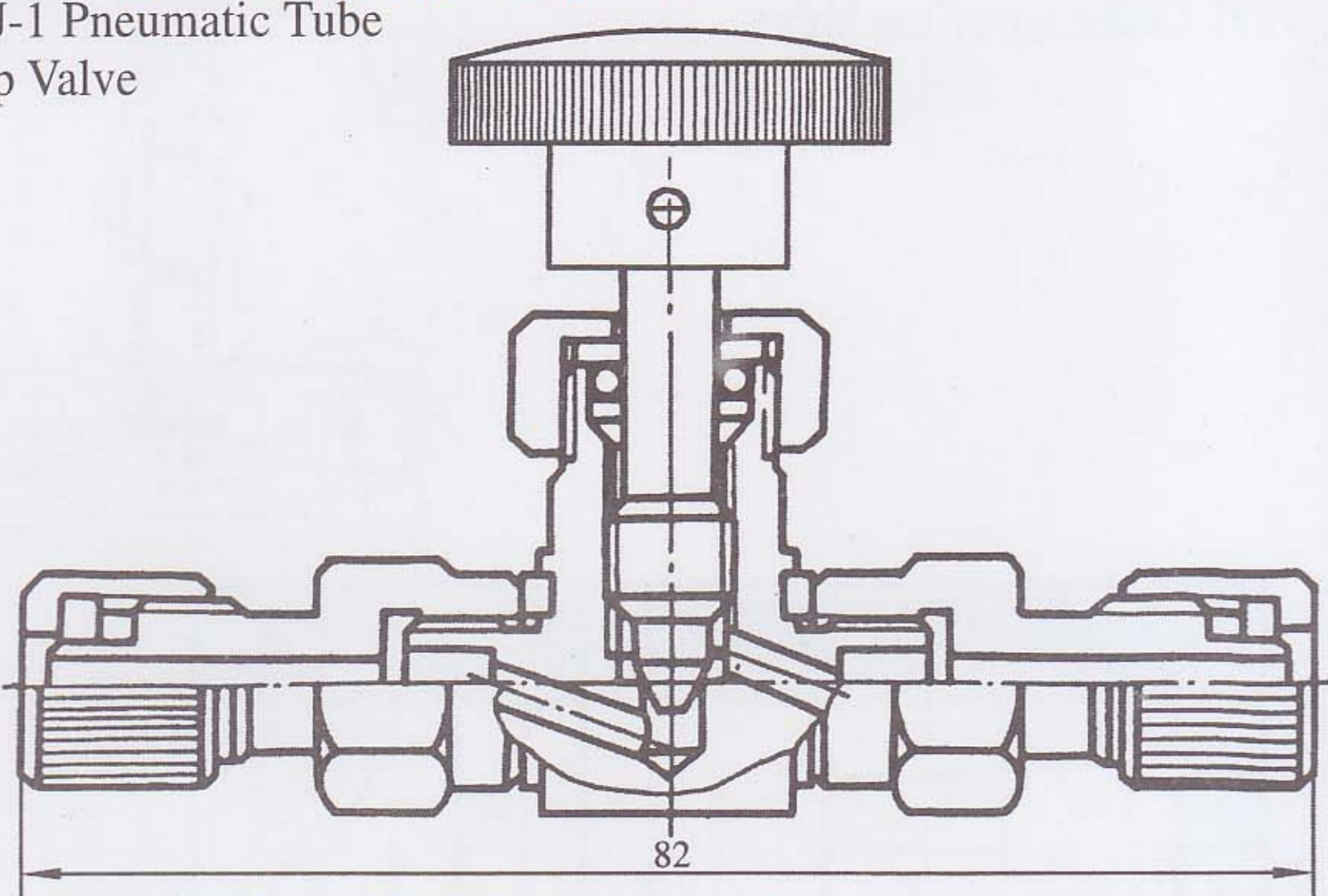
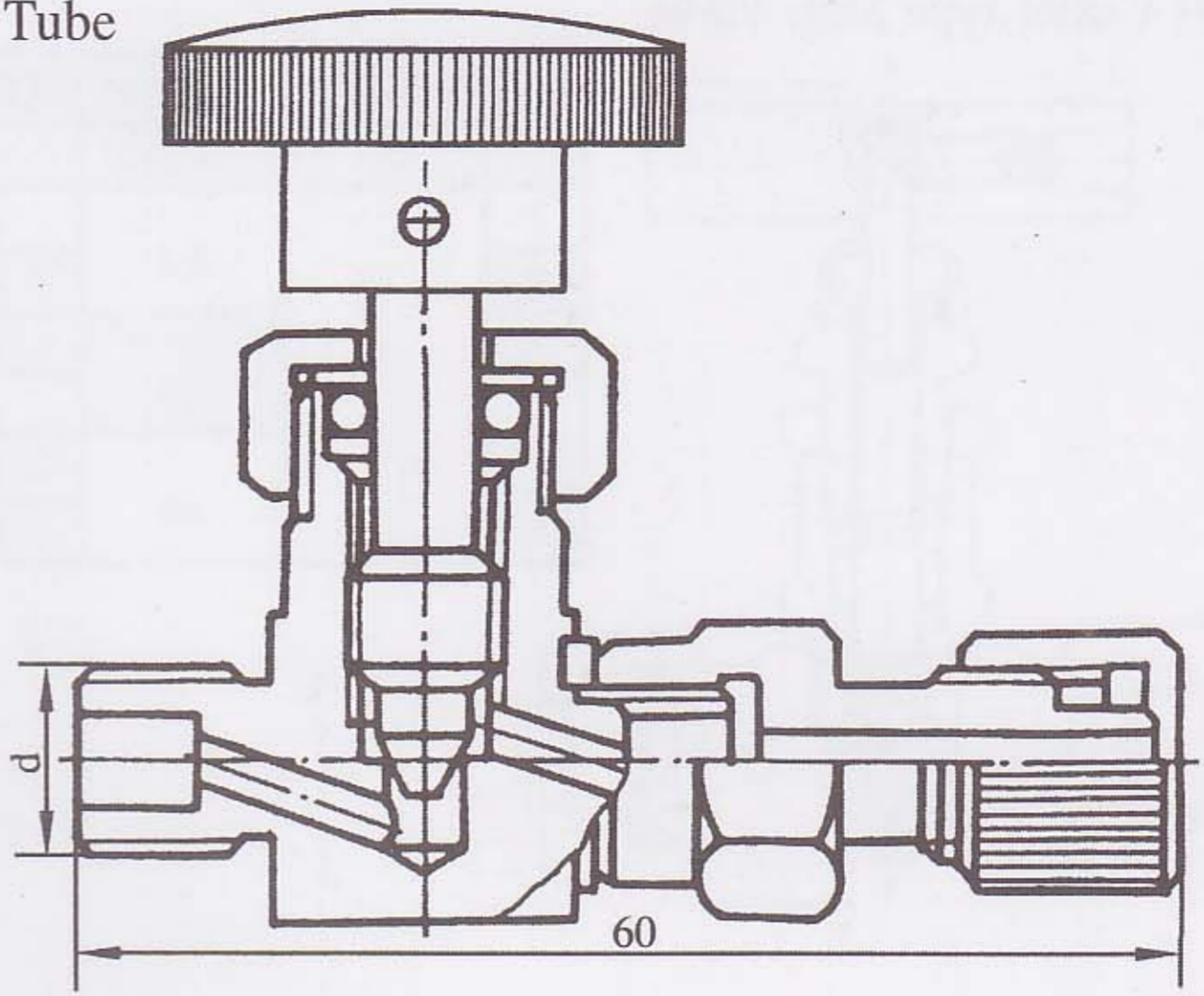
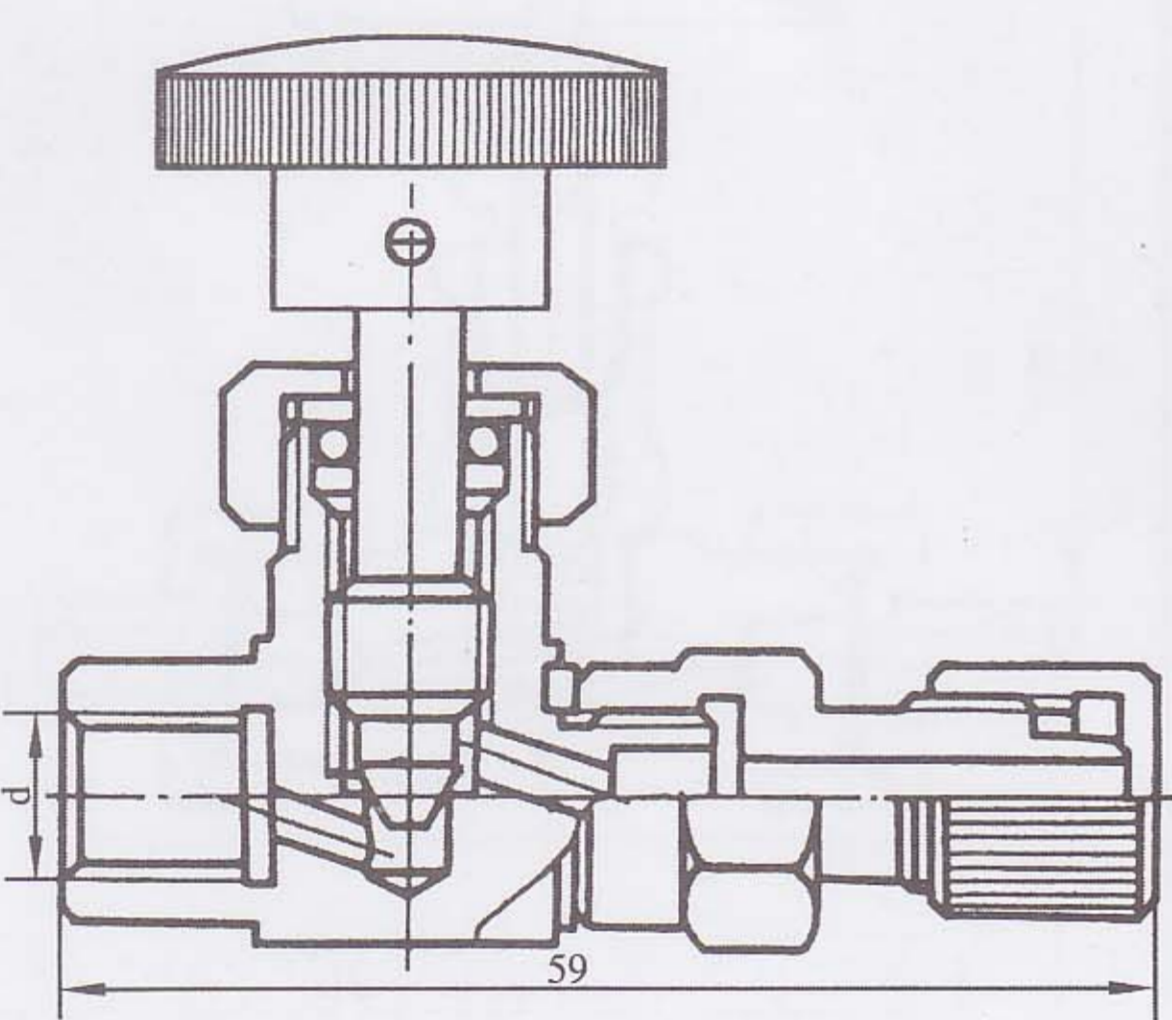
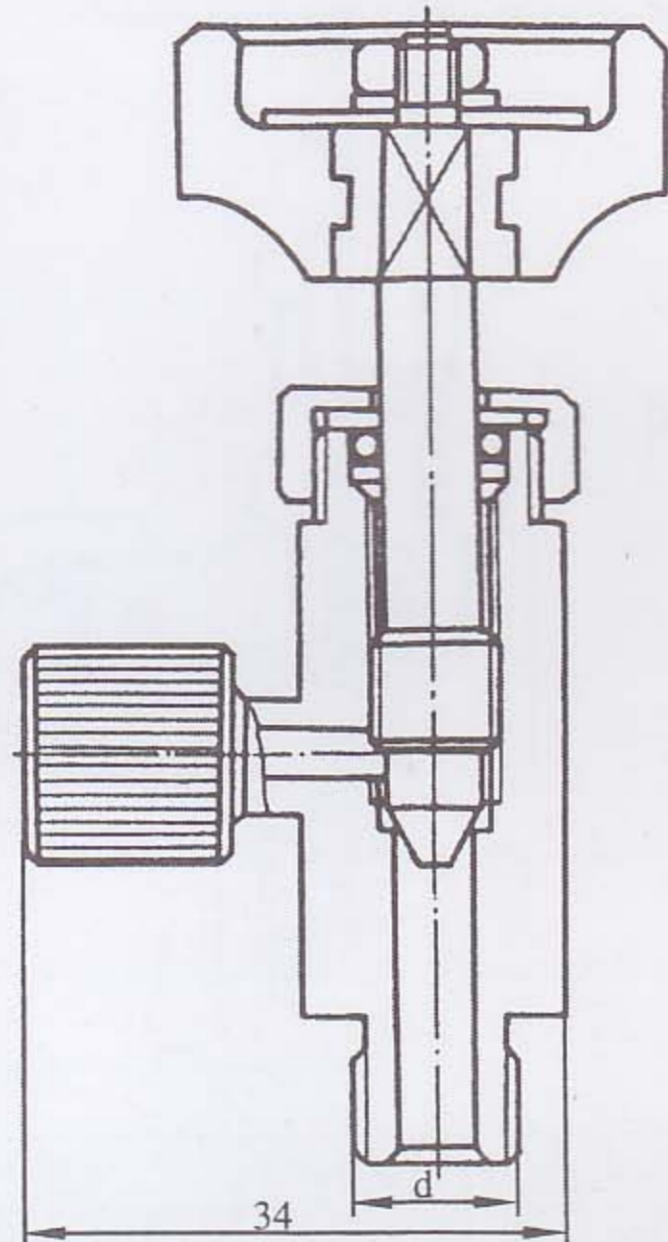
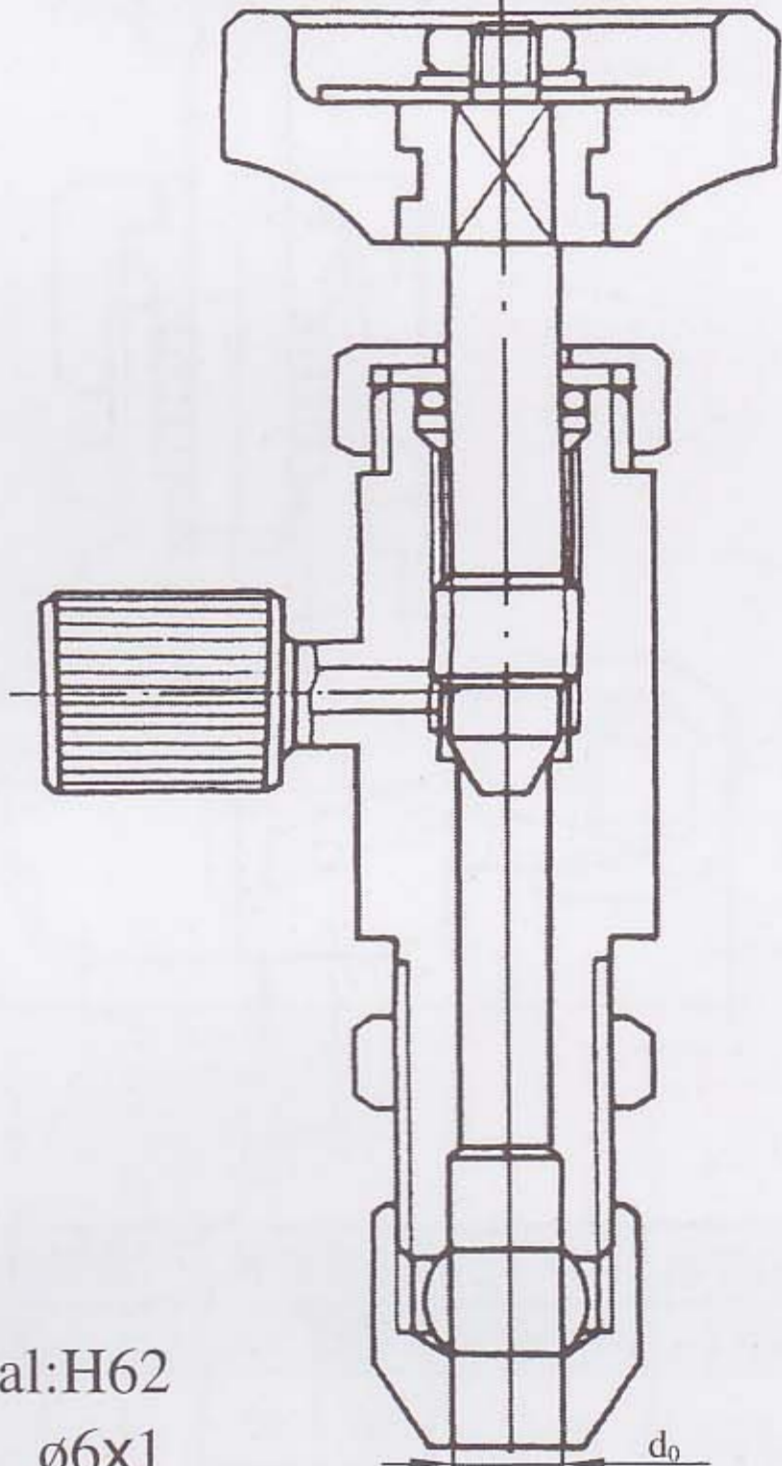
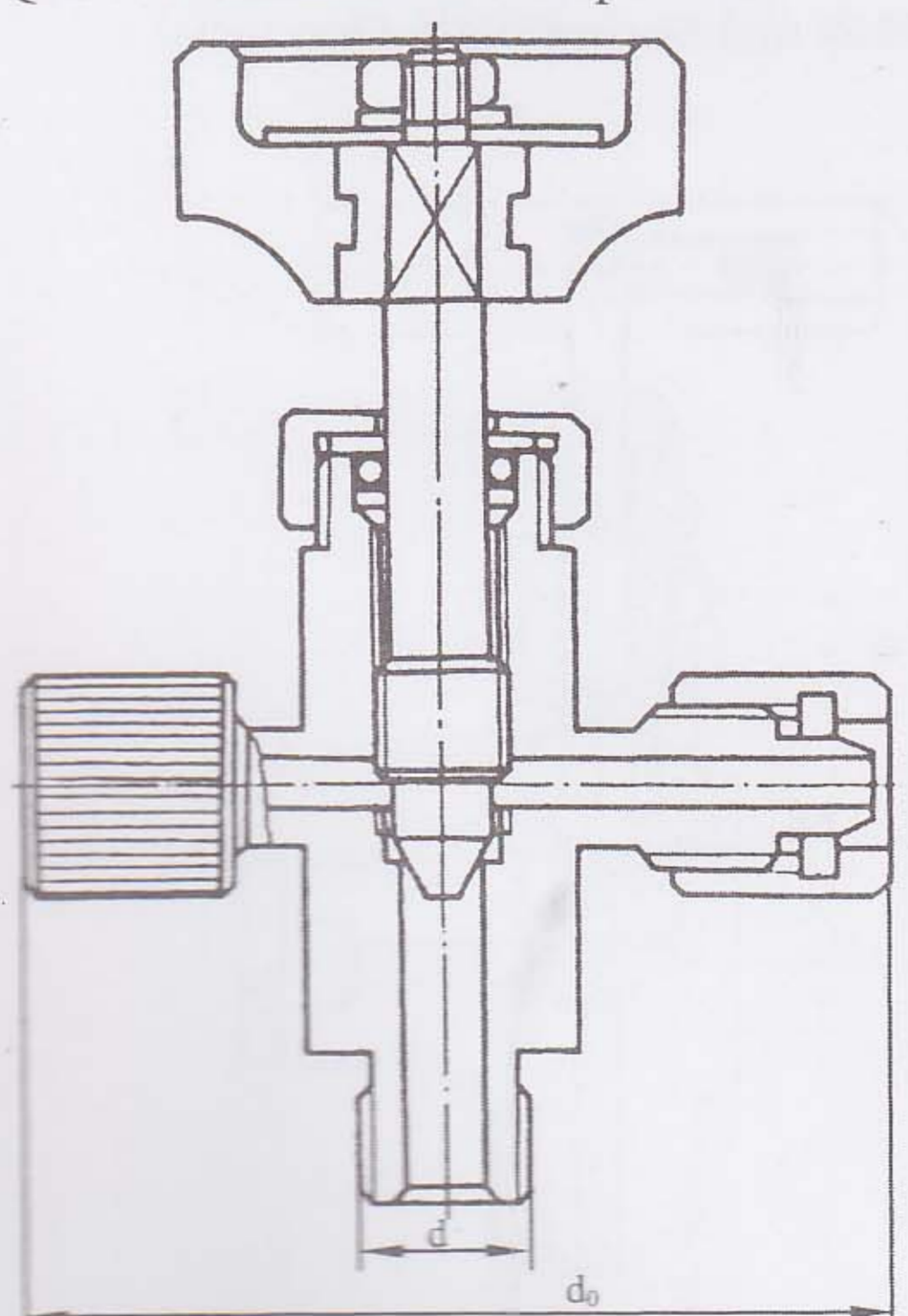
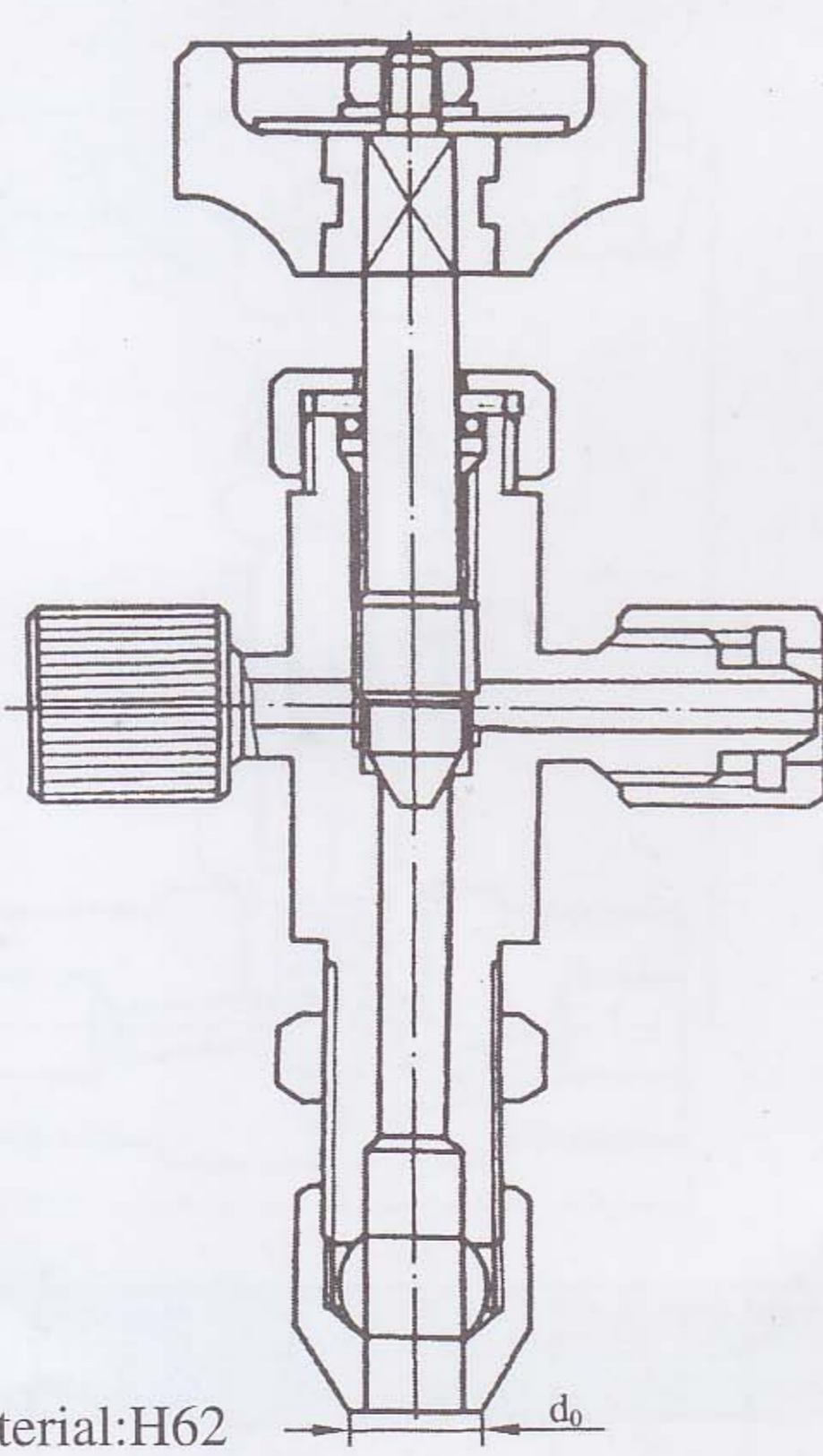
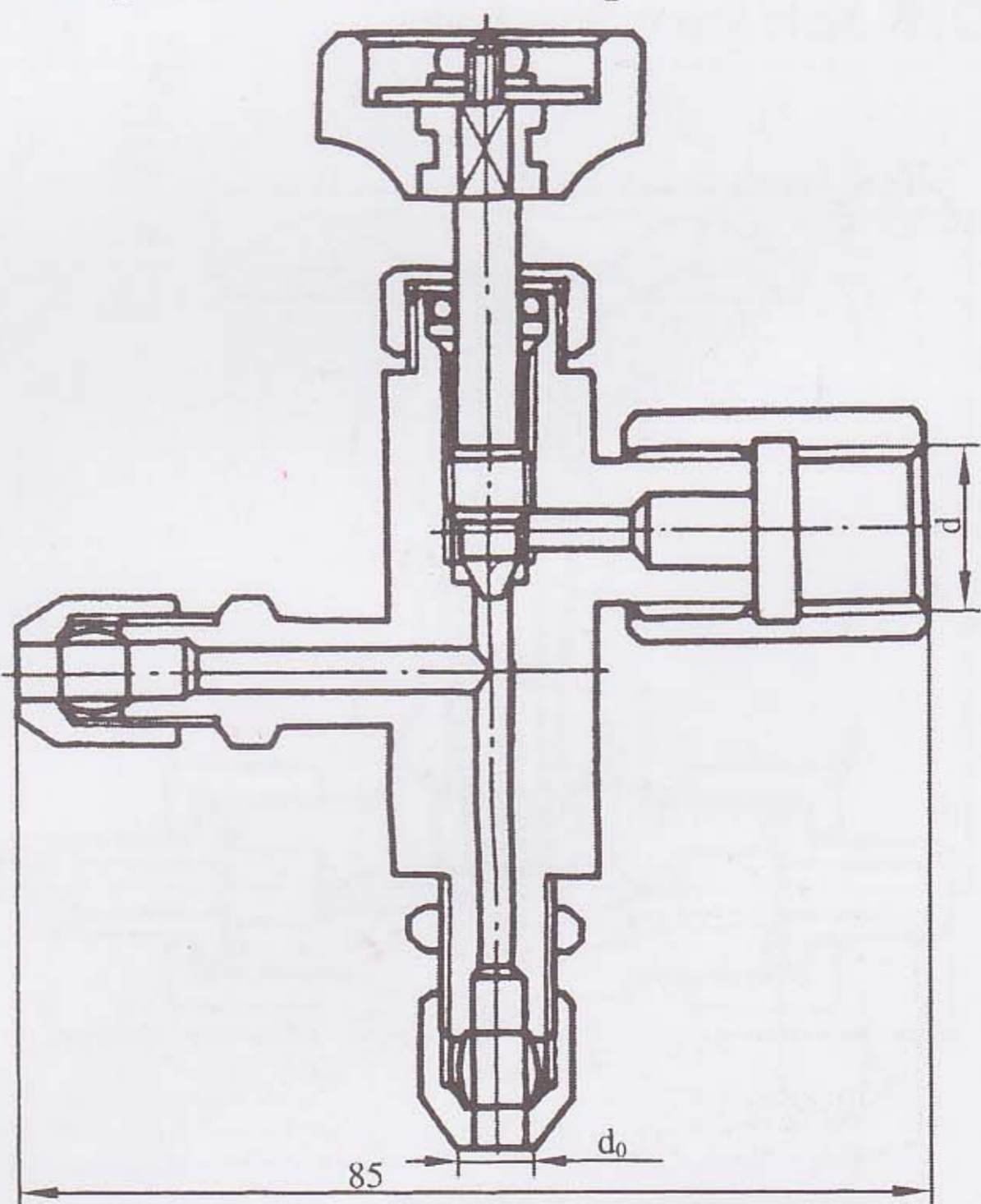
YZ12-41 QE-3 气动管路角式截止阀
QE-3 PanPneumatic Tube Stop Valve



材料 Material: H62
公称压力: PN1.0 MPa
公称口径: DN4
配管 Do: $\phi 3$ 、 $\phi 6$ 、 $\phi 8$ 、 $\phi 10$ 、 $\phi 12$

YZ7 系列气动管路截止阀(塑料管用)

Pneumatic tube stop valve(made of plastic)

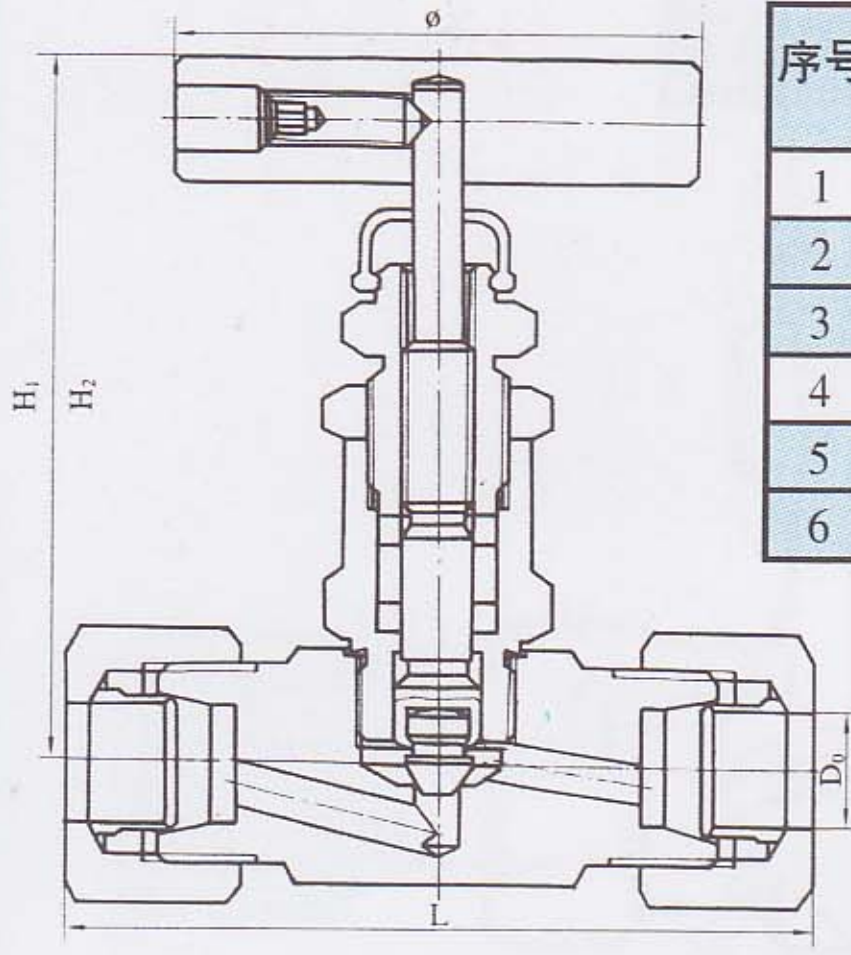
<p>YZ7-1 SQJ-1型气动管路截止阀 SQJ-1 Pneumatic Tube Stop Valve</p>  <p>材料 Material:H62 配管: $\phi 8 \times 1$、$\phi 6 \times 1$" 公称压力: PN1.0 MPa</p>	<p>YZ7-2,3 SQJ-2型气动管路截止阀 SQJ-2 Pneumatic Tube Stop Valve</p>  <p>材料 Material:H62 配管: $\phi 8 \times 1$、$\phi 6 \times 1$" 终端螺纹 d:M10x1、ZG1/8"、ZG1/4" 公称压力: PN1.0 MPa</p>	
<p>YZ7-4.5, SQJ-3型气动管路截止阀 SQJ-3A Pneumatic Tube Stop Valve</p>  <p>材料 Material:H62 配管: Dx8、$\phi 8 \times 1$、$\phi 6 \times 1$" 终端螺纹 d:M10x1、G1/4"、ZG1/8"、ZG1/4" 公称压力: PN1.0 MPa</p>	<p>YZ7-6, SQJ-4型气动管路截止阀 SQJ-4A Pneumatic Tube Stop Valve</p>  <p>材料 Material:H62 配管: $\phi 8 \times 1$、$\phi 6 \times 1$ 终端螺纹: M10x1、M14x1.5、M16x1.5、G1/8"、G1/4"、ZG1/8"、ZG1/4" 公称压力: PN1.0 MPa</p>	<p>YZ7-7, SQJ-4B型气动管路截止阀 SQJ-4B Pneumatic Tube Stop Valve</p>  <p>材料 Material:H62 配管: $\phi 8 \times 1$、$\phi 6 \times 1$ 公称压力: PN1.0 MPa 注 Remarks:d0 端接铜 $\phi 6$、$\phi 8$</p>
<p>YZ7-8, SQJ-5A型气动管路截止阀 SQJ-5A Pneumatic Tube Stop Valve</p>  <p>材料 Material:H62 配管: $\phi 8 \times 1$、$\phi 6 \times 1$" 终端螺纹 d:M10x1、M14x1.5、M16x1.5、G1/8"、G1/4"、ZG1/8"、ZG1/4" 公称压力: PN1.0 MPa</p>	<p>YZ7-9, SQJ-5B型气动管路截止阀 SQJ-5B Pneumatic Tube Stop Valve</p>  <p>材料 Material:H62 配管: $\phi 8 \times 1$、$\phi 6 \times 1$ d₀ 端接铜管: $\phi 6$、$\phi 8$ 公称压力: PN1.0 MPa</p>	<p>YZ7-10, SQJ-6型气动管路截止阀 SQJ-6 Pneumatic Tube Stop Valve</p>  <p>材料 Material:H62 配管: $\phi 8 \times 1$、$\phi 6 \times 1$" 螺纹 d:M10x1、M12x1.25、M14x1.5 d₀ 端接铜管: $\phi 6$、$\phi 8$ 公称压力: PN1.0 MPa</p>

YZJ 系列测量管路截止阀

Measurement tube stop valve

YZJ-1A J91 型卡套截止阀

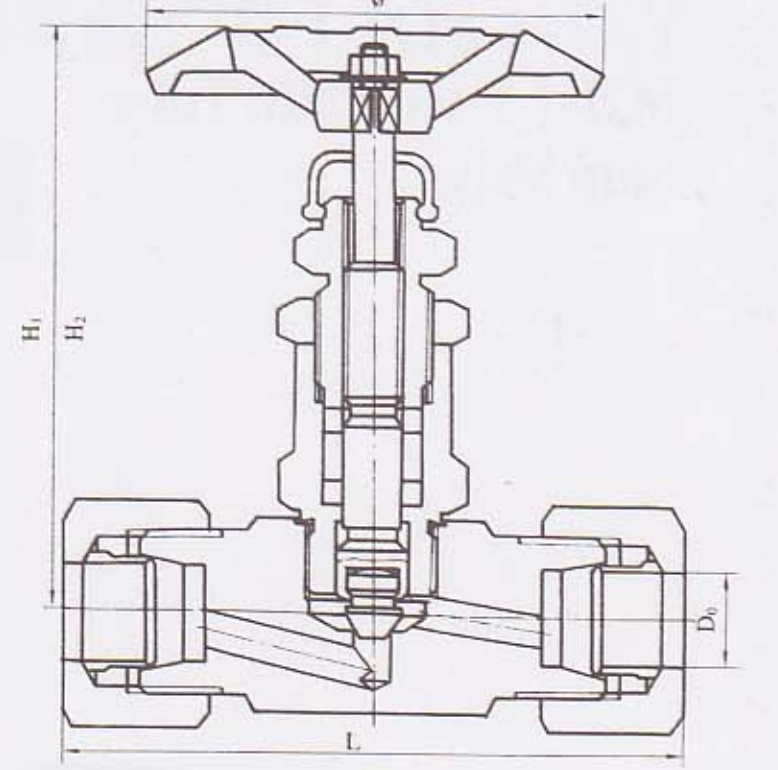
J91 Collet-type Stop Valve



序号	公称通径		公称压力	配管外径	外形尺寸				制造材料
	DN	PN(MPa)			D0	L	φ	H1	
1	5		6.4	φ12	80	45	72	66	20#
2					80	45	72	66	1Cr18Ni9Ti
3			20		82	46	72	66	0Cr18Ni12
4					82	45	72	66	Mo2Ti
5			40		88	60	79	73	304L
6					88	60	79	73	316L

YZJ-1B J91 型卡套截止阀

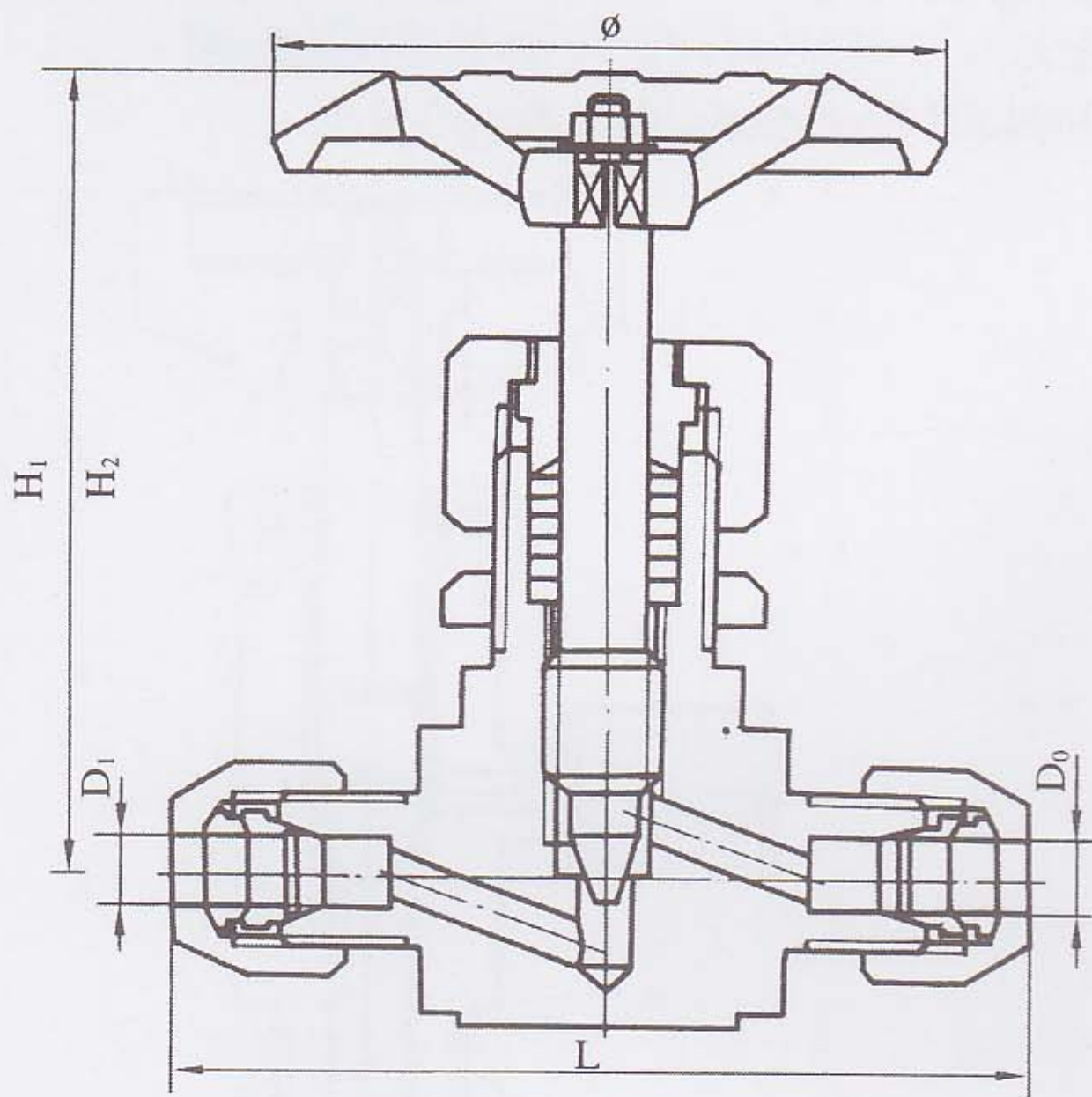
J91 Collet-type Stop Valve



序号	公称通径		公称压力	配管外径	外形尺寸				制造材料
	DN	PN(MPa)			D0	L	φ	H1	
1	10		6.4	φ14	88	26	100	94	20#
2			16						1Cr18Ni9Ti
3			32						0Cr18Ni12
									Mo2Ti
									304L
									316L

YZJ-1C J91 型卡套截止阀

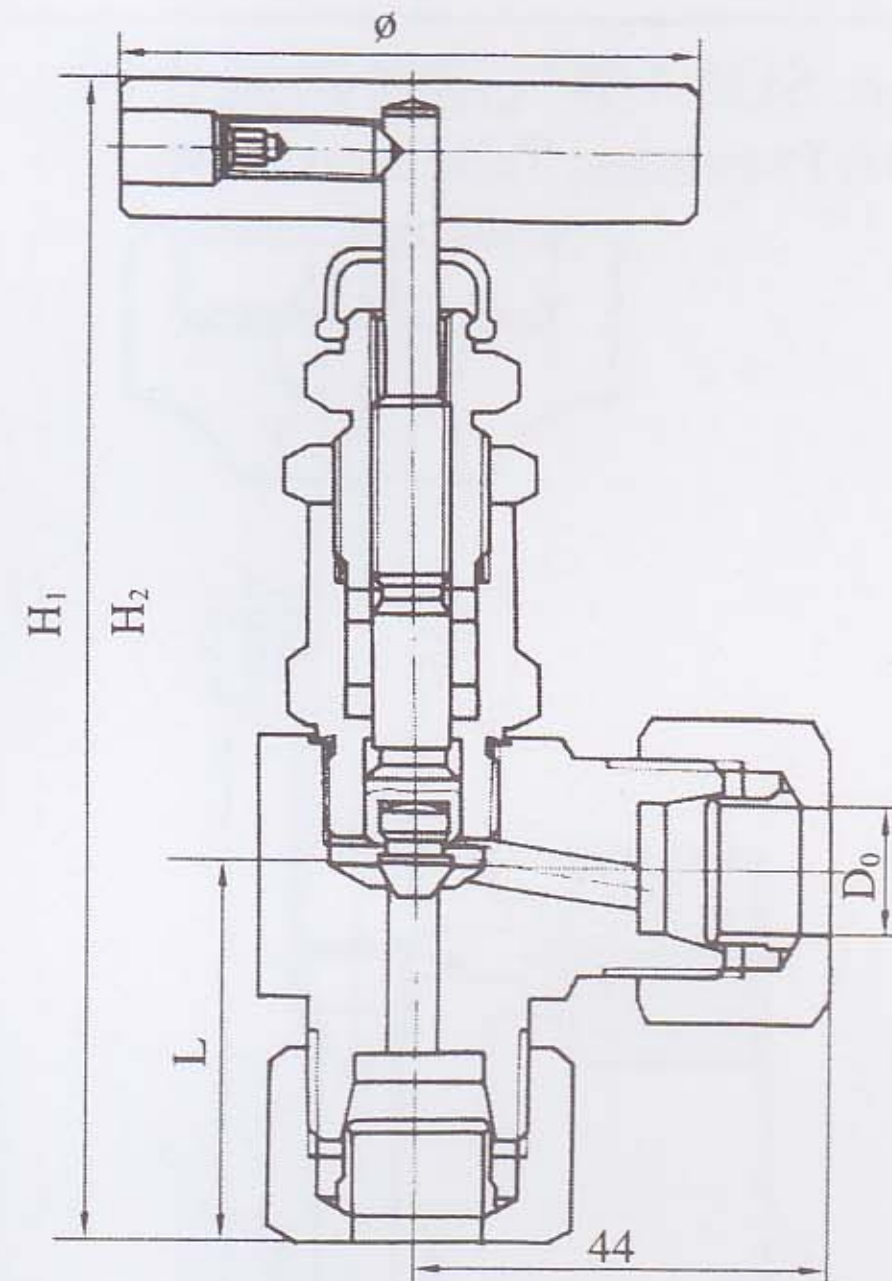
J91 Collet-type Stop Valve



序号	公称通径		公称压力	配管外径		外形尺寸				制造材料
	DN	PN(MPa)		D0	D1	L	φ	H1	H2	
1	5	25		φ6	φ8	70	50	80	74	20#
2				φ8	φ8					0Cr18Ni12
3				φ8	φ6					Mo2Ti
										304L
										316L

YZJ-1D J94 型卡套角式截止阀

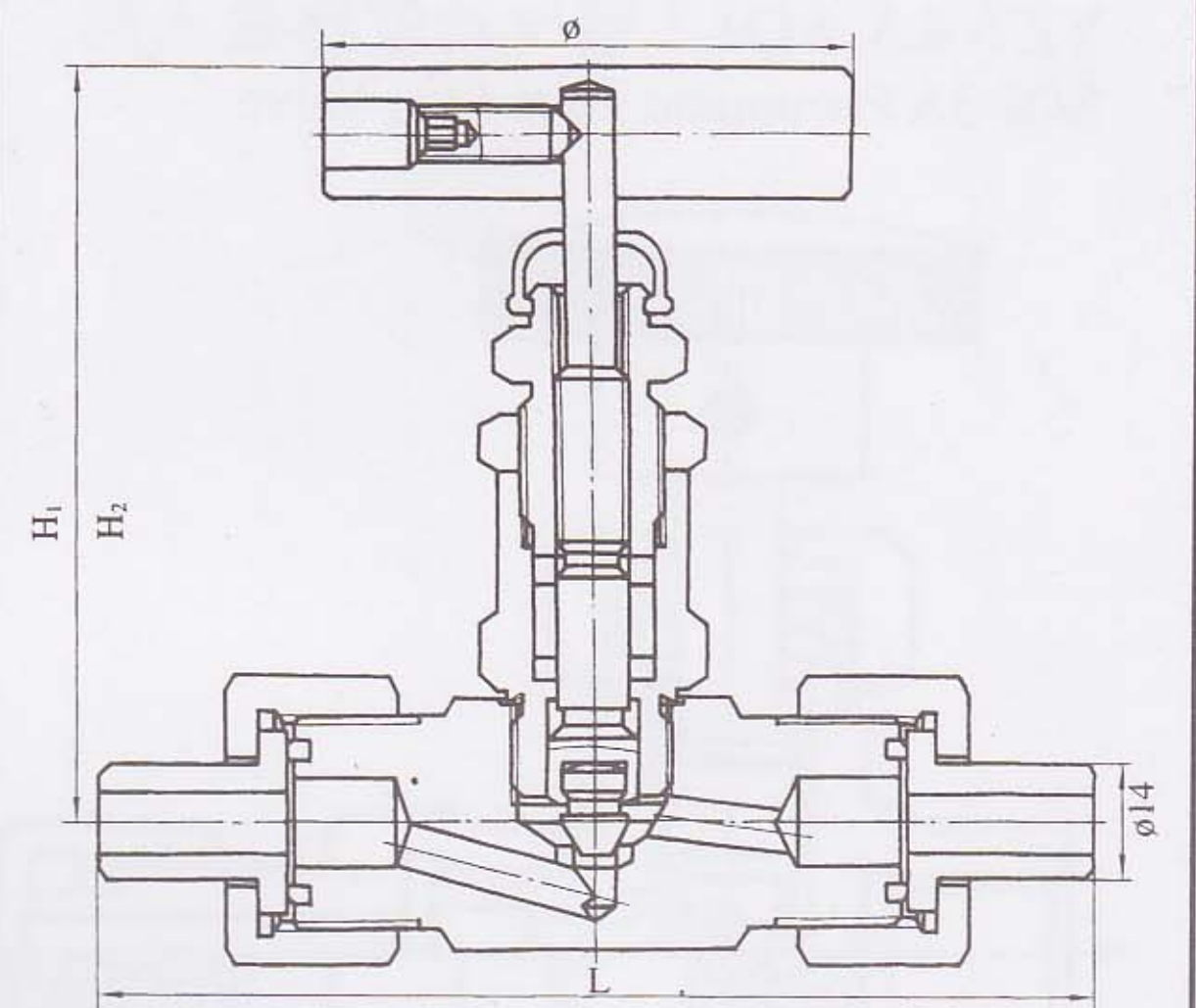
J91 Collet-type Angle Patten Stop Valve



序号	公称通径		公称压力	配管外径	外形尺寸				制造材料
	DN	PN(MPa)			D0	L	φ	H1	
1	3		6.4	φ14	44	74	144	134	20#
2			16						1Cr18Ni9Ti
3	6		6.4	φ14	44	74	144	134	0Cr18Ni12
4			16						Mo2Ti
5	10		6.4	φ14	44	74	144	134	304L
6			16						316L

YZJ-2A J21W 型外螺纹截止阀

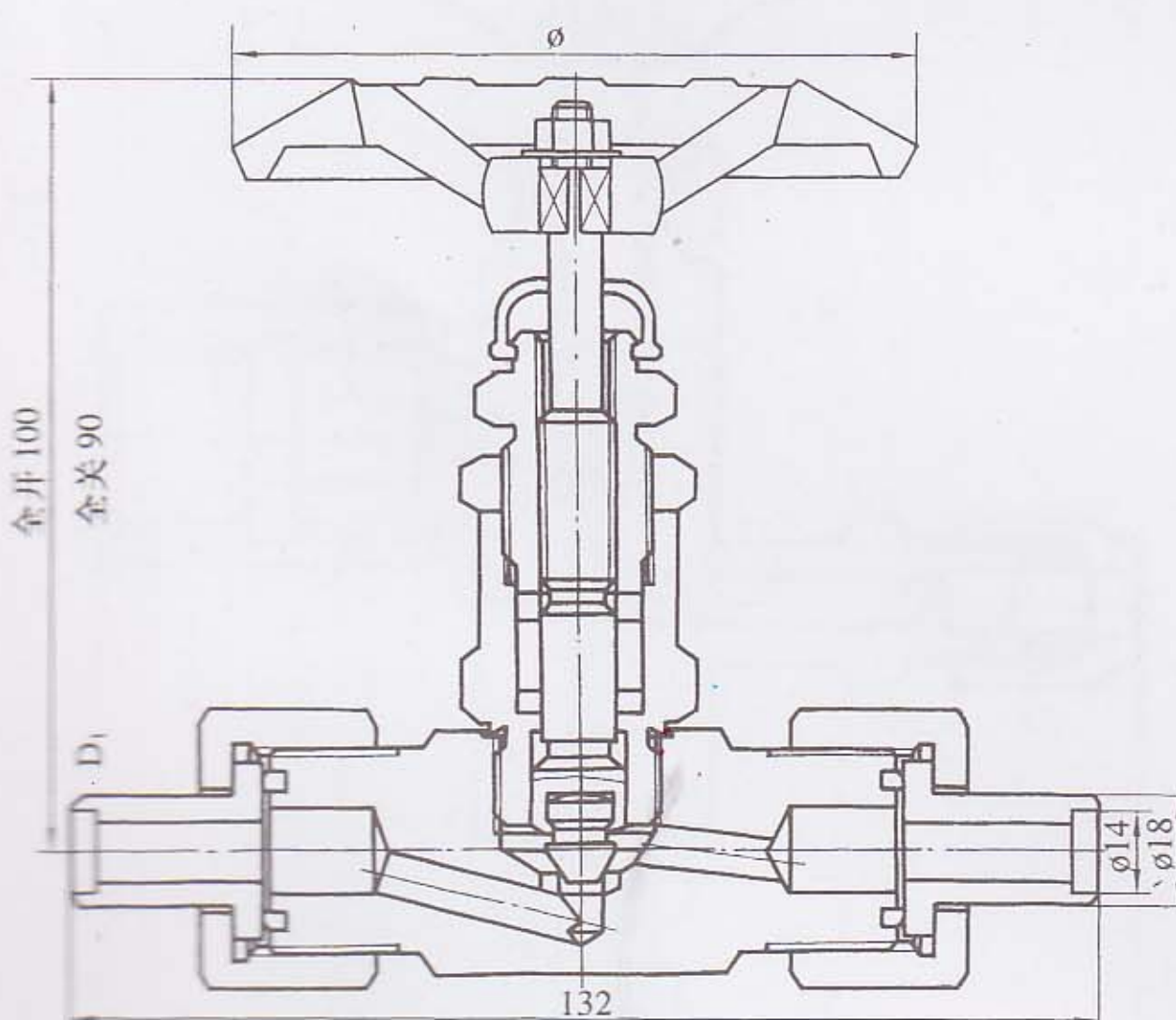
J21W Male Screw Stop Valve



序号	公称压力	公称通径	外形尺寸				制造材料	
			L	φ	H1	H2		
1	6.4	5	126	45	72	66	20,1Cr18Ni9Ti	
2	20		126	45	72	66		0Cr18Ni12
3	40		132	60	29	73		Mo2Ti,304L
							316L	

YZJ-2B J21W 型外螺纹截止阀

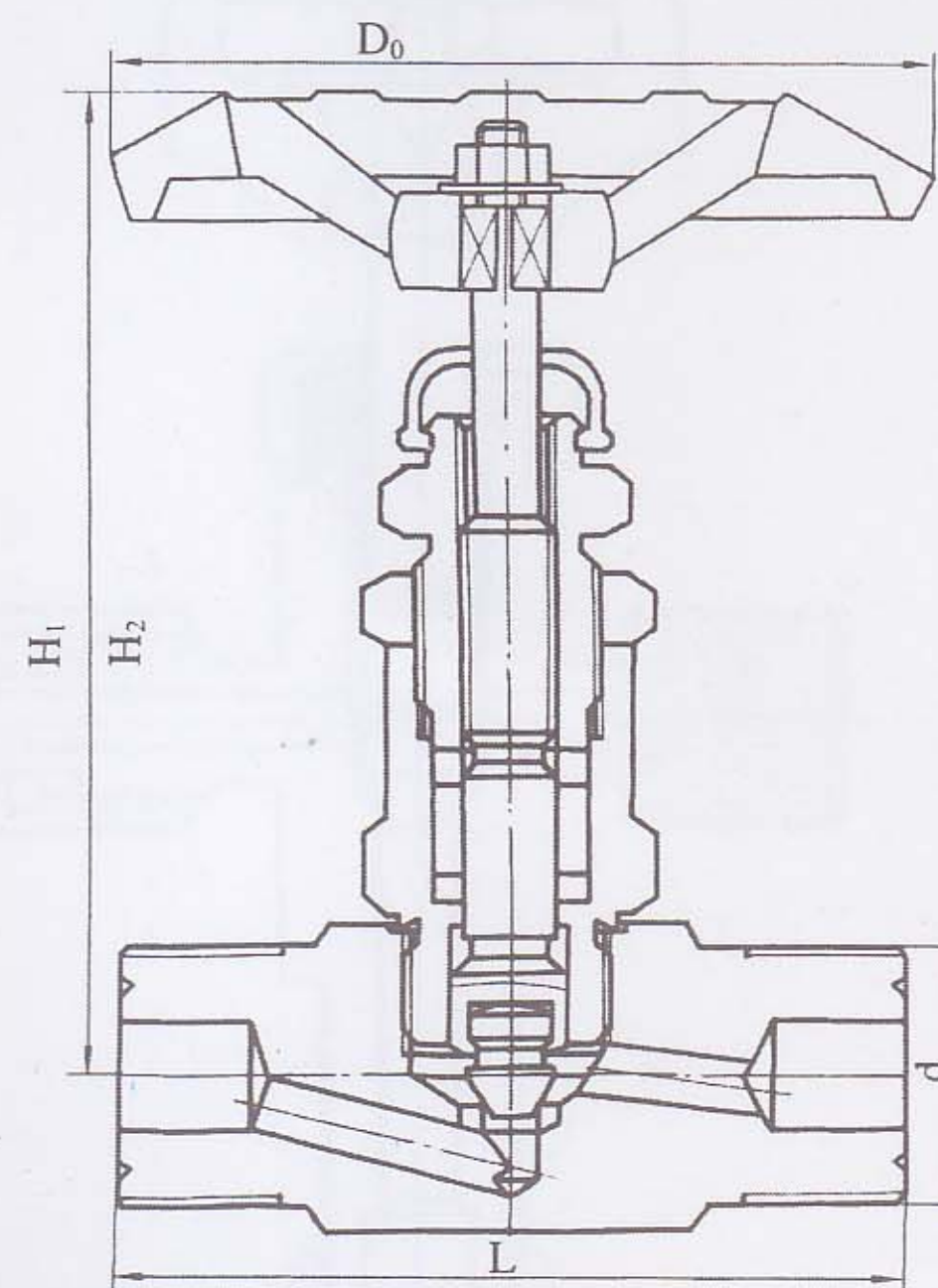
J21W Male Screw Stop Valve



序号	公称通径		公称压力
	No	DN	
1	10		6.4
2			16
3			32

YZJ-2C J21W 型外螺纹截止阀

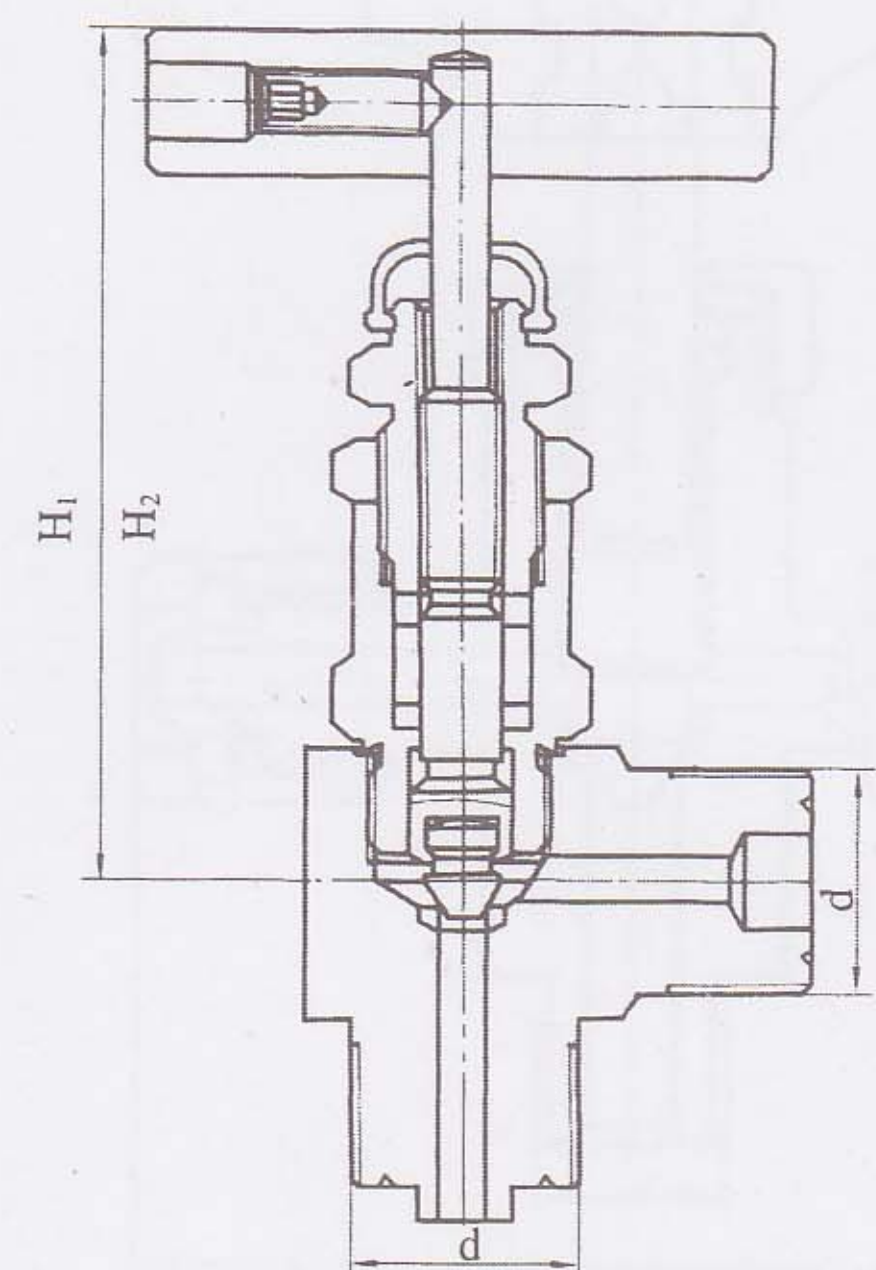
J21 Male Screw Stop Valve



序号	公称通径		公称压力	外形尺寸				
	No	DN		PN(MPa)	d	L	H1	H2
1	5	10	2.5	G1/2"	64	72	66	45
2	10		40	G3/4"	90	100	94	100
3	15	10	6.4	G1"	110	158	143	100

YZJ-2D J21 型外螺纹角式截止阀

J21W Male and Angle Pattern Stop Valve

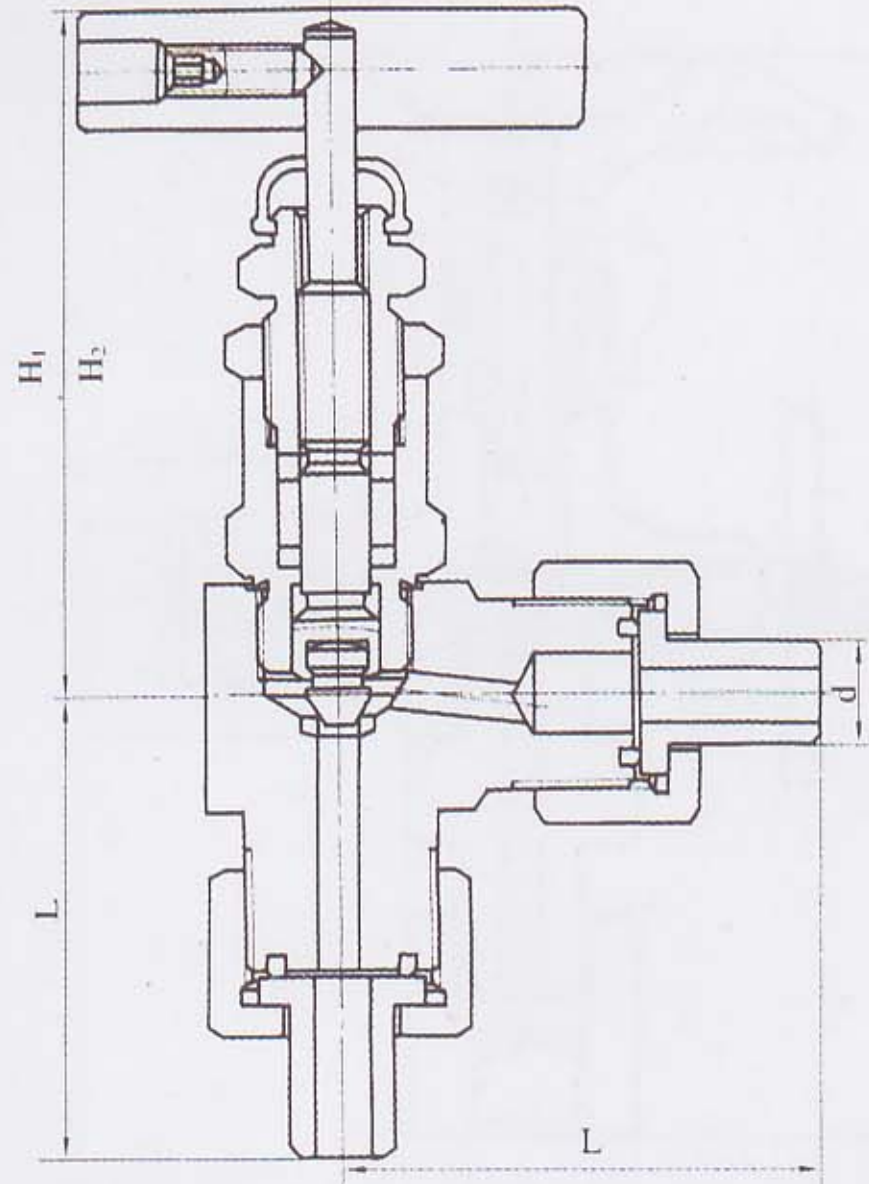


序号	公称通径	公称压力	外形尺寸									
			No	DN	PN(MPa)	d	L	D	h	H1	H2	D0
1	6	2.5	10	10	40	G1/2"	32	10.5	37	72	66	45
2	10	6.4				G3/4"	48	14.5	53	100	94	76

YZJ 系列测量管路截止阀

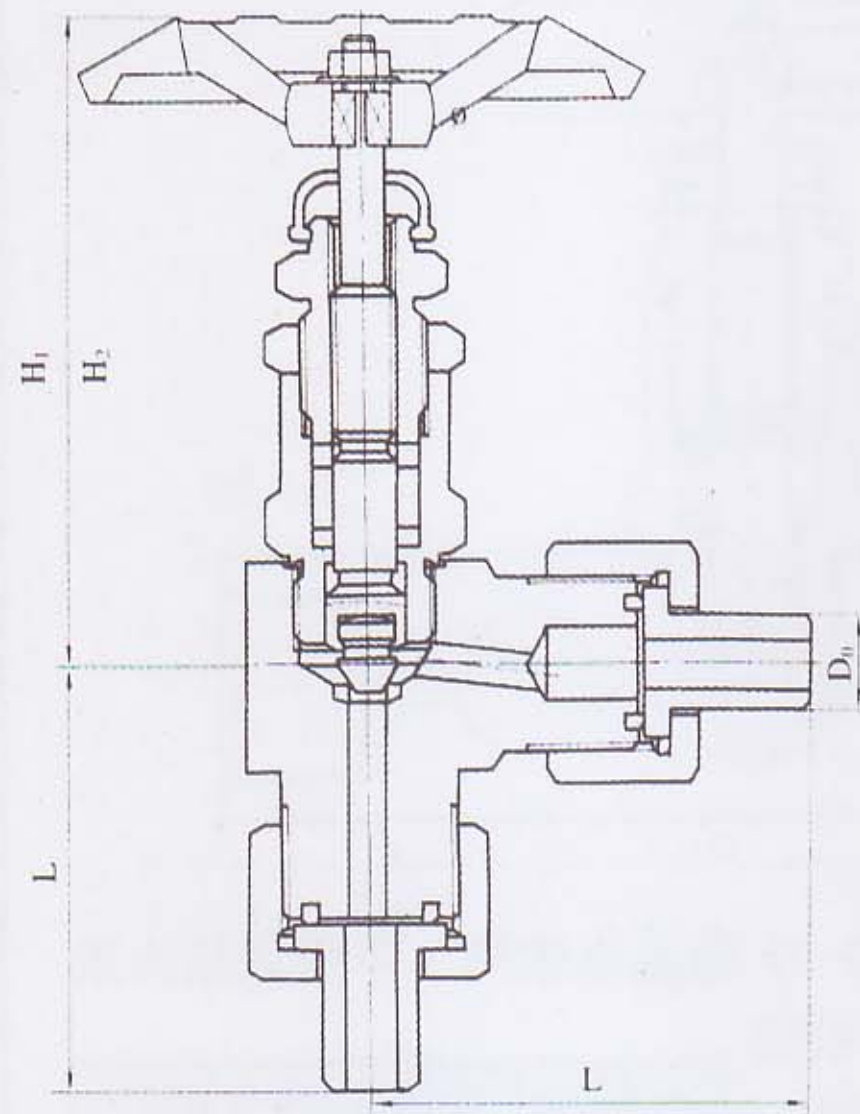
Measurement tube stop valve

YZJ-2E J24 型外螺纹角式截止阀
J24 Male and Pattern Stop Valve



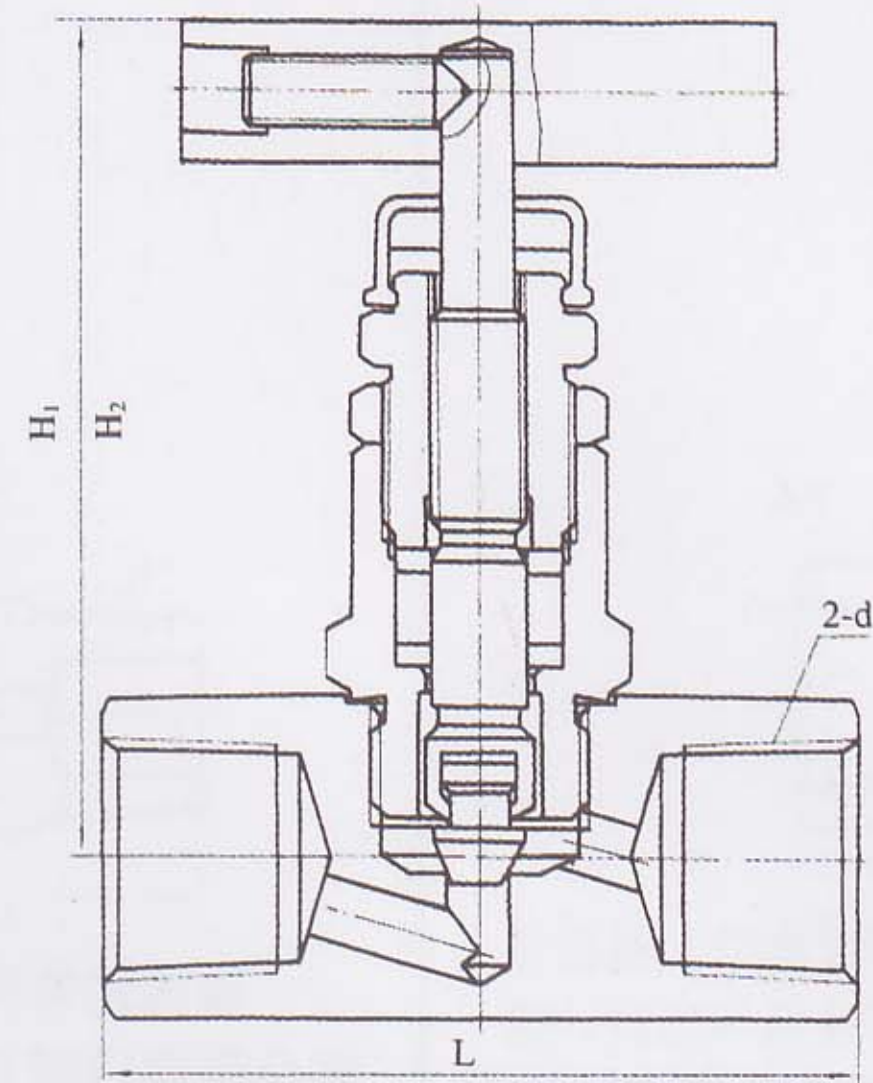
序号 No	公称通径 DN	公称压力 PN(MPa)	d	L	H1	H2	L
1	3	16	14	64	99	93	76
2		32	14	64	99	93	76
3	5	16	14	64	99	93	76
4		32	14	64	99	93	76
5	10	16	14/18	66	101	87	76
6		32	14/18	66	101	87	76

YZJ-2F J24 型外螺纹角式截止阀
J24 Male and Pattern Stop Valve



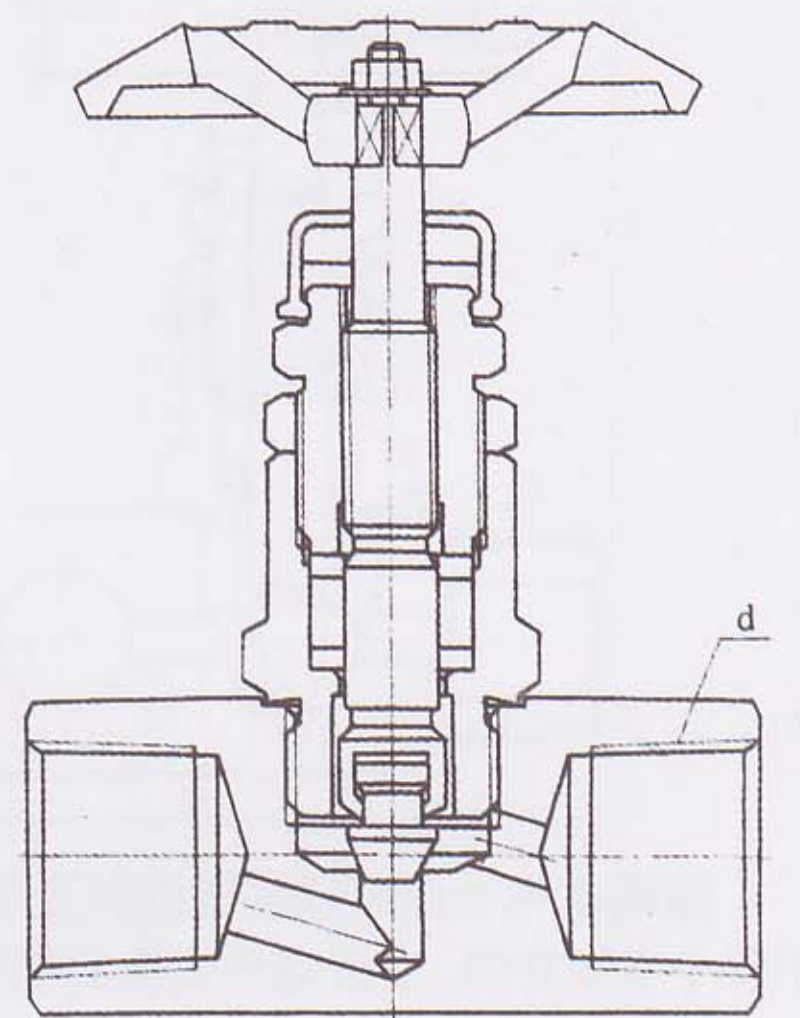
序号 No	公称通径 DN	公称压力 PN(MPa)	D0	L	H1	H2
1	15	6.4	22	93	63	37
2		16	22	93	63	37
3	20	2.5	28	108	77	57
4		6.4	28	108	77	57
5	25	2.5	34	127	87	77
6		6.4	34	127	87	77

YZJ-3A J11 型内螺纹截止阀
J11 Femals Screw Stop Valve



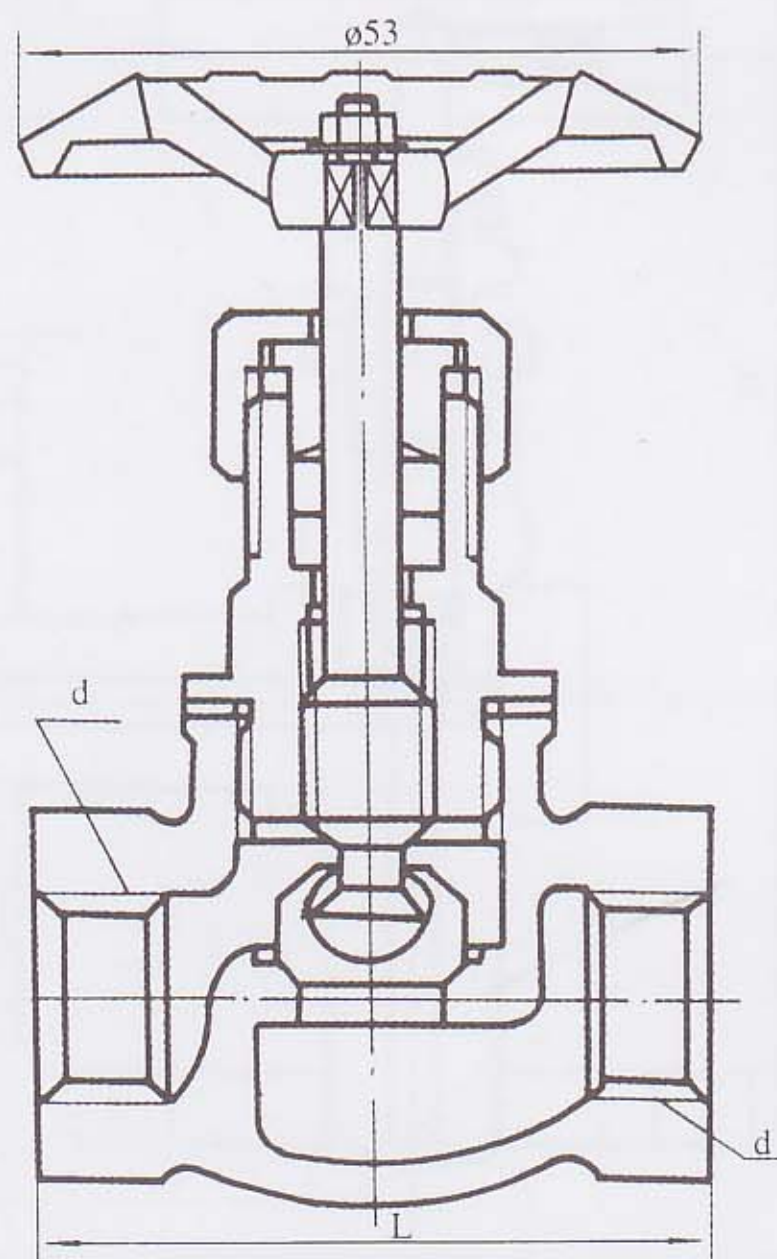
序号 No	公称通径 DN	公称压力 PN(MPa)	接头螺纹 d	L	H1	H2
1	5	4	1/2"	48	72	66
2		6.4	1/4"	48	72	66
3		6.4	1/2"	48	72	66
4	20	1/4"	56	72	66	
5		1/2"	64	72	66	
6	40	1/4"	56	79	66	
7		1/8"	56	79	66	
8		1/2"	64	79	66	

YZJ-3B J11 型内螺纹截止阀
J11 Femals Screw Stop Valve



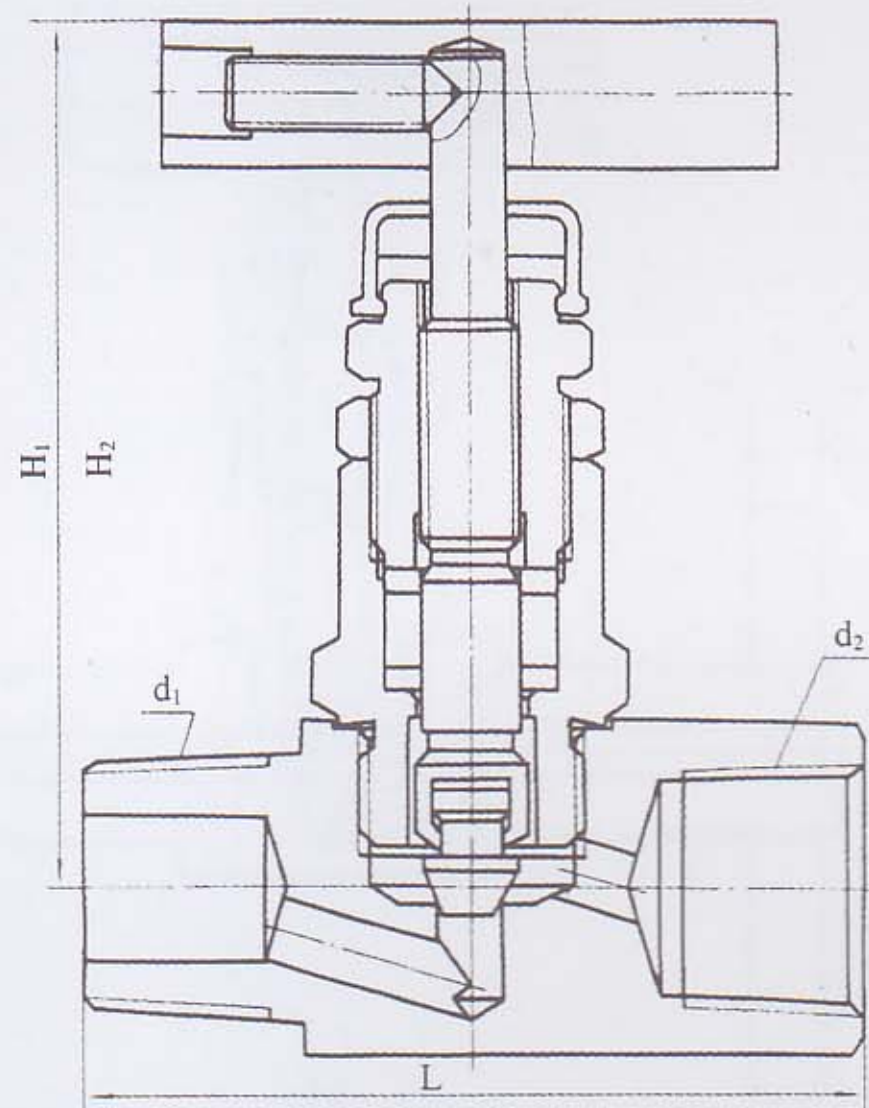
序号 No	公称压力 PN(MPa)	公称通径 DN	接头螺纹 d
1	16	15	1/2"
2	6.4	10	1/4"
3		15	1/2"
4	25	10	1/4"
5		15	1/2"
6	32	20	3/4"
7		15	1/2"

YZJ-3C J11W-16T 型内螺纹铜制截止阀
J11W-16T Femals Copper Stop Valve



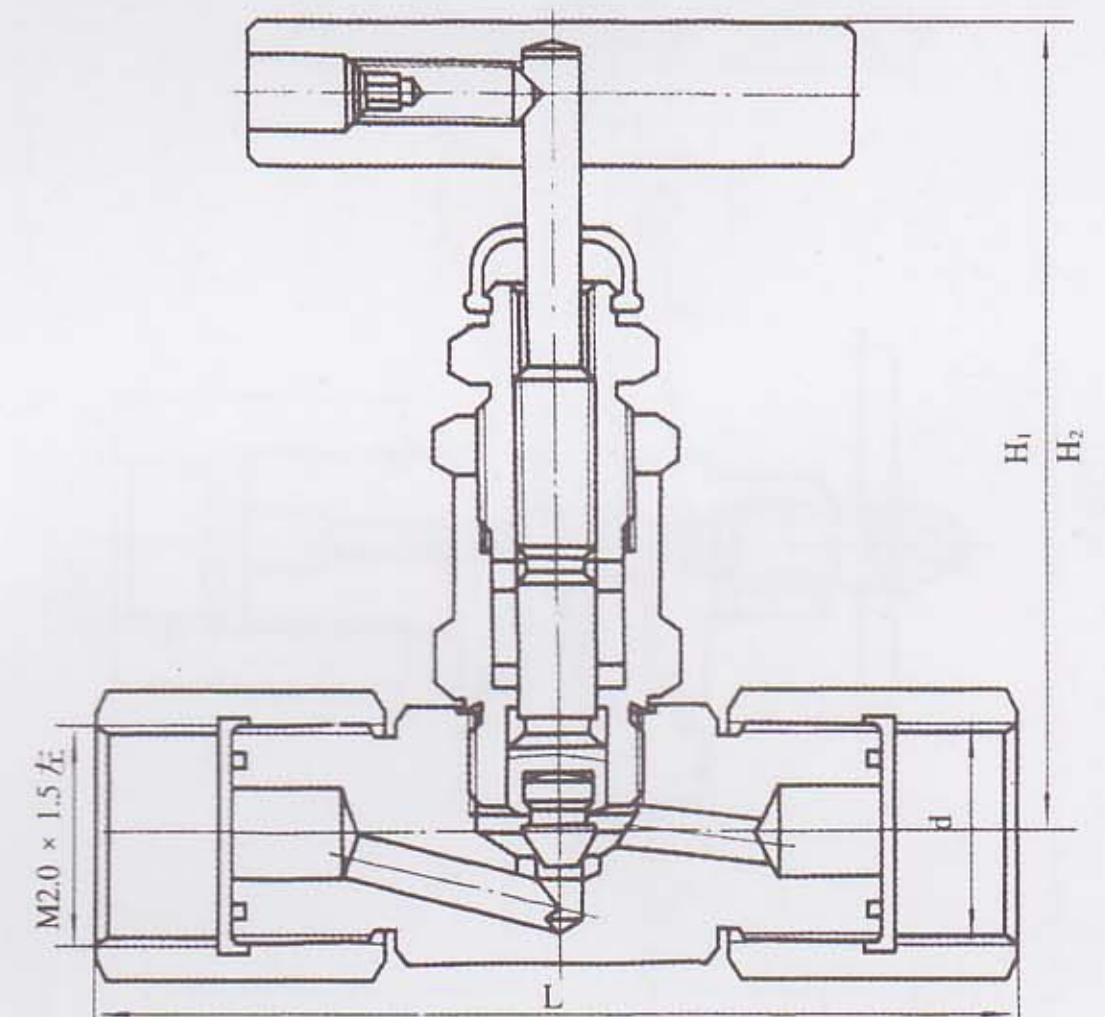
序号	公称通径	公称通径	d	L
1	1.6MPa	10	1/4"	50
2		15	1/2"	65

YZJ-4 J₂ 1 型内螺纹截止阀
J₂ 1 Femals and Male Screw Stop Valve



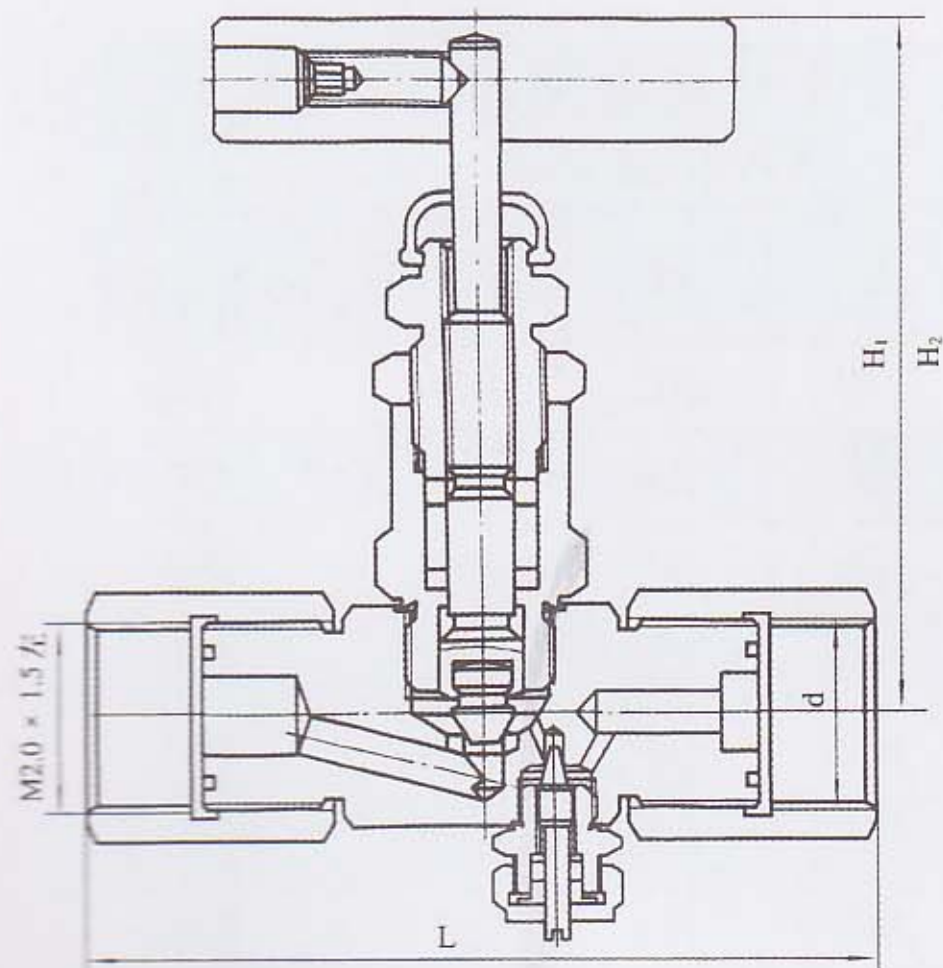
序号 No	公称通径 DN	公称压力 PN	d1	d2	L	H1	H2
1	5	20MPa	1/4"	1/4"	48	72	72
2	5	40MPa	1/4"	1/4"	56	79	73
3	5	40MPa	3/8"	3/8"	56	79	73
4	5	40MPa	1/2"	1/2"	64	79	73

YZJ-5 J11 型压力表截止阀
J11 Pressure Gauge Stop Valve



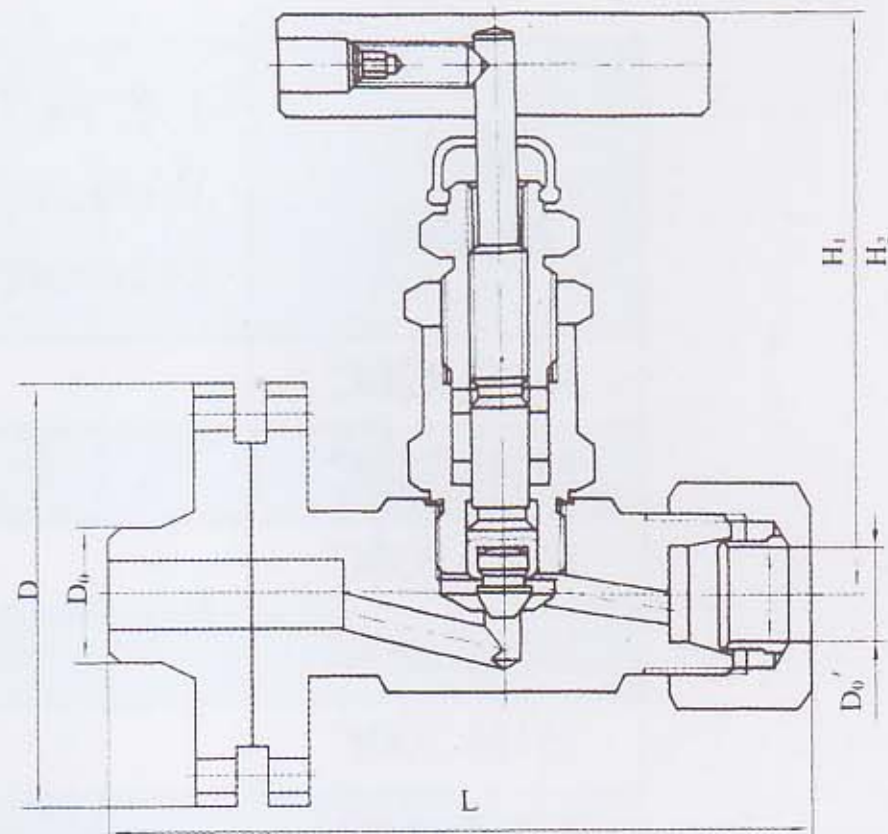
序号 No	公称通径 DN	公称压力 (MPa)	接头螺纹 d	L	t	H1	H2
1	5	20	M20x1.5	86	45	72	66
2	5	20	G1/2"	86	45	72	66
3	5	40	M20x1.5	92	60	79	73
4	5	40	G1/2"	92	60	79	73

YZJ-6 J11 型节流截止阀
J11 Throttle Stop Valve



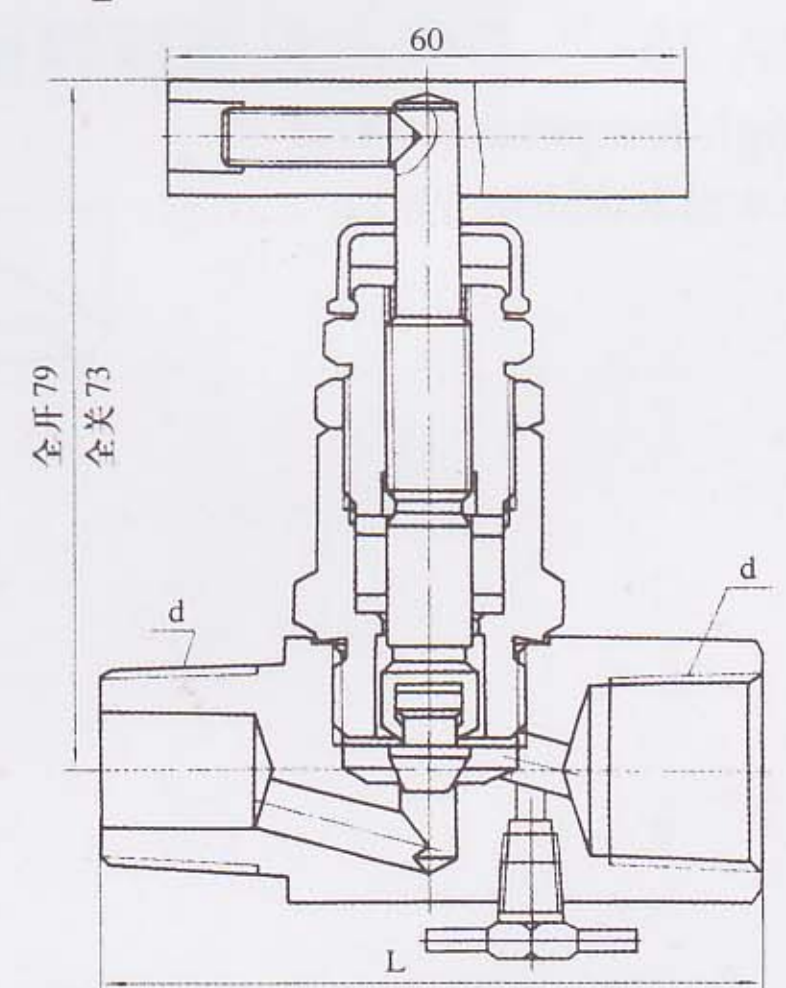
序号 No	公称通径 DN	公称压力 (MPa)	接头螺纹 d	L	H1	H2
1	5	20	M20x1.5	90	72	66
2	5	20	G1/2"	90	72	66
3	5	40	M20x1.5	96	79	73
4	5	40	G1/2"	96	79	73

YZJ1-7 J₉ 1 型取压截止阀
J₉ 1 Pressure-taking Stop Valve



序号 No	公称通径 DN	公称压力 PN	配管外径		D	L	H1	H2
			D0	D0'				
1	1	20MPa	ø14	ø12	ø75	116	72	766
2	2	20MPa	ø14	ø14	ø75	116	79	73
3	3	40MPa	ø14	ø12	ø75	116	79	73
4	4	40MPa	ø14	ø14	ø75	116	79	73
5	5	40MPa	ø14	ø12	ø75	116	79	73
6	6	40MPa	ø18	ø14	ø85	122	79	73

YZJ1-8 J₂ 1 型排泄截止阀
J₂ 1 Exhaust Stop Valve

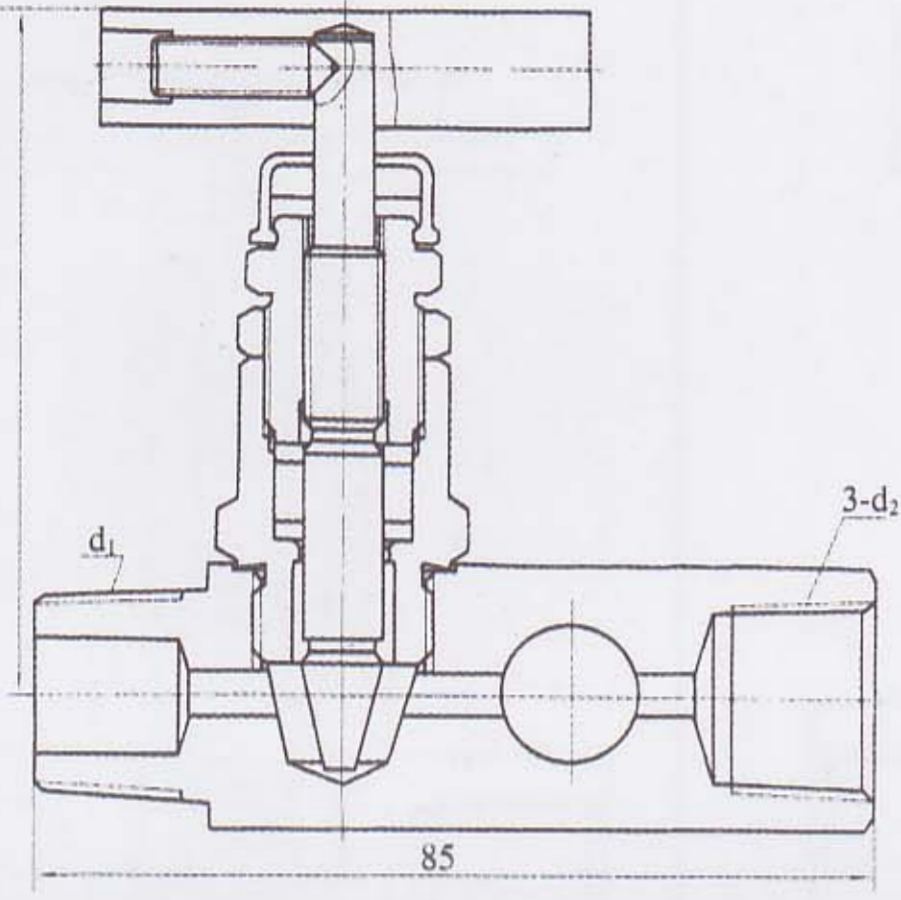


序号 No	公称通径 DN	公称压力 PN	接头螺纹 unionbonnetd
1	5	20MPa	1/2"
2	5	20MPa	3/4"
3	5	40MPa	Z1/2"
4	5	40MPa	Z3/4"

YZJ 系列测量管路截止阀

Measurement tube stop valve

YZJ-9A JG-1F 型多口计量阀
JG-1F Polymouth Metering Valve

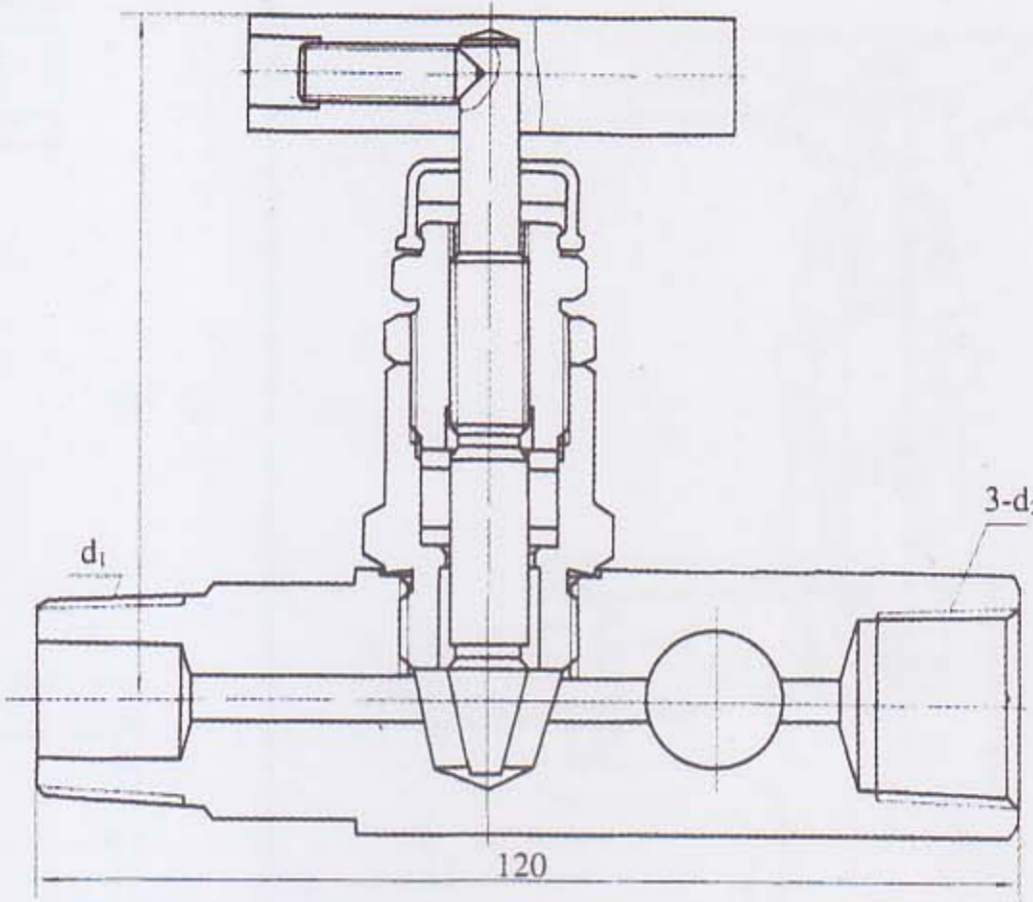


该阀有一个凸形螺纹进口和三个凹形螺纹出口。出口位于三个不同方向,根据现场仪表安装需要,可分别与压力计或压力开关相连接,用于计量管道流量等。

This valve has one raised screw inlet and three sunken screw exits. The three exits which are in different directions can be separately connected with pressure gauge and pressure switch and used in the metering tube flow.

序号 No	公称 口径 DN	公称 压力 PN	接头螺纹 union/bonnet	
			d1	d2
1	5	20MPa	Z1/2"	Z1/2"
2	5	20MPa	Z1/8"	M20x1.5
3	5	40MPa	Z1/4"	G1/2"
4	5	40MPa	Z1/2"	Z1/2"
5	5	40MPa	Z3/4"	M20x1.5
6	5	40MPa	G1/2"	G1/2"

YZJ-9B JG-2F 型多口计量阀
JG-2F Polymouth Metering Valve

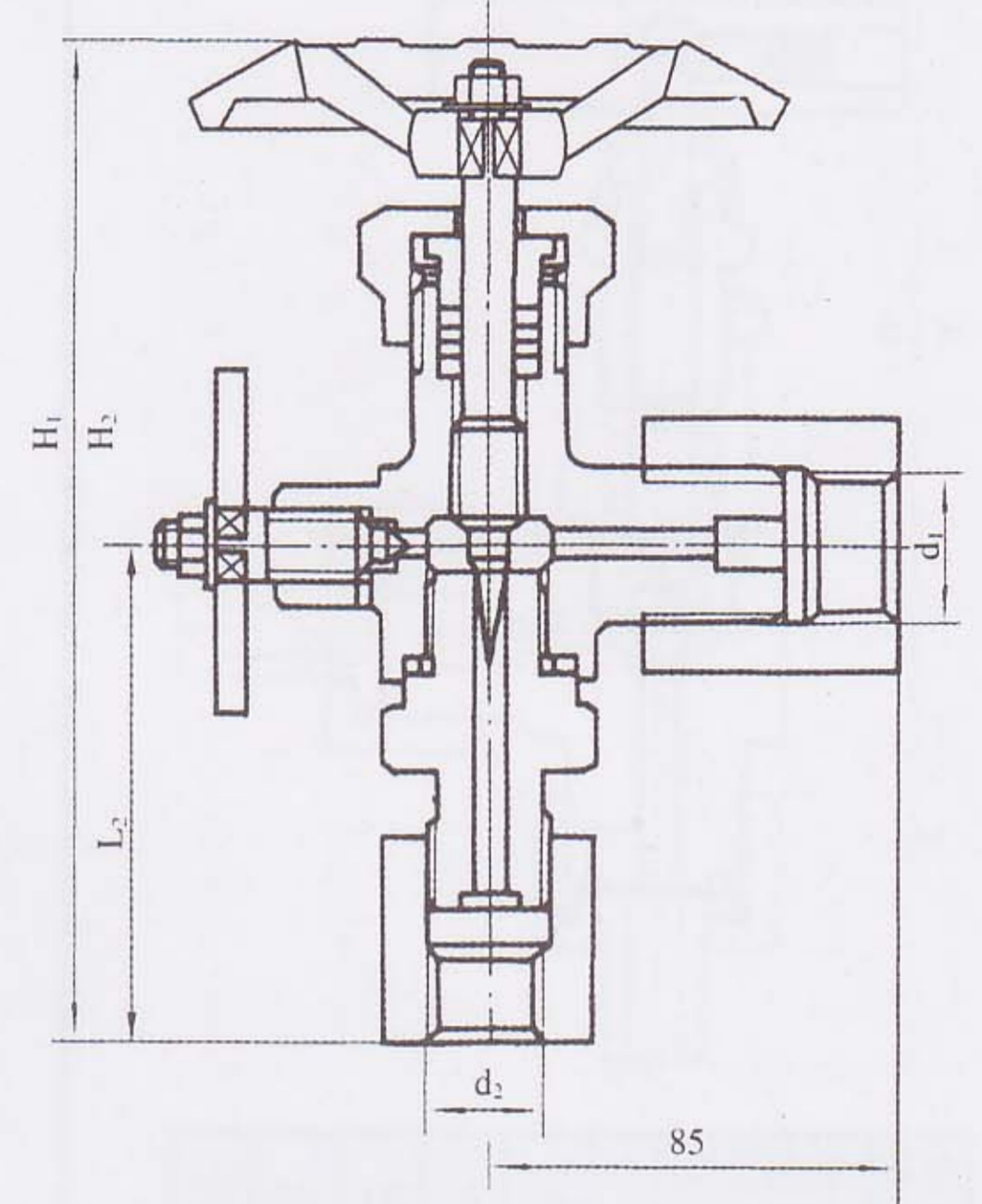


该阀的作用与 JG-1F 型基本相同,不同之处为该阀凸形接口较长。可以提供 50mm 长内滞后空隙。

Its function is basically the same as the JG-1F and the difference is the raised connector of the valve is longer and can supply the sluggish of 50mm.

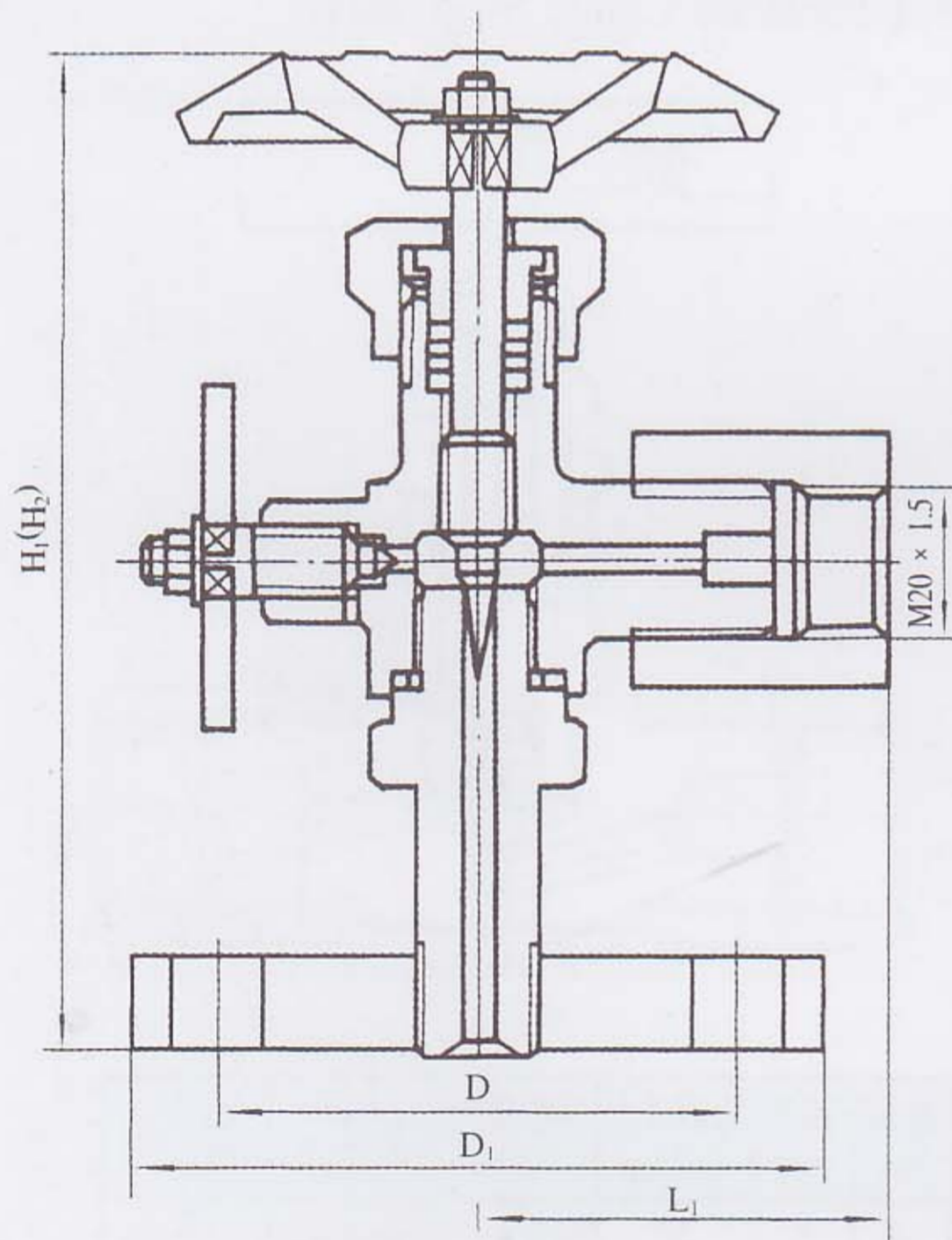
序号 No	公称 口径 DN	公称 压力 PN	接头螺纹 union/bonnet	
			d1	d2
1	5	20MPa	Z1/4"	Z1/2"
2	5	20MPa	Z3/8"	M20x1.5
3	5	20MPa	G1/2"	G1/2"
4	5	40MPa	Z1/2"	Z1/2"
5	5	40MPa	Z3/4"	M20x1.5
6	5	40MPa	G1/2"	G1/2"

YZJ-10A J29 型压力计用截止阀
J29 Pressure Gauge Stop Valve



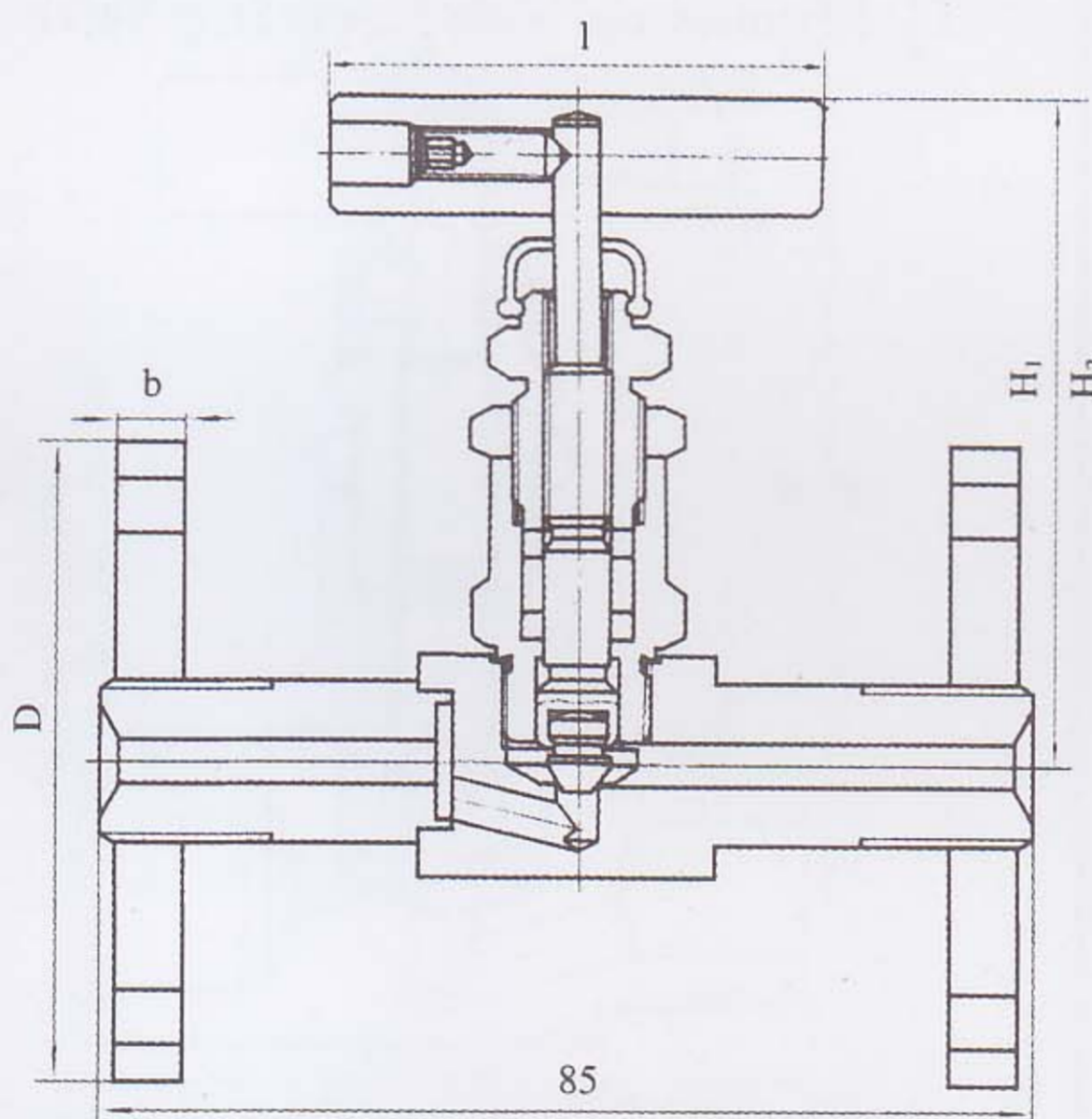
序号	公称 口径 DN	公称 压力 PN	连接尺寸		外形尺寸			
			d1	d2	L1	L2	H1	H2
1	3	32	M20x1.5	M14x1.5	58	68	95	88
2	3	32	M20x1.5	M20x1.5	58	68	95	88

YZJ-10B J49 型压力计用截止阀
J49 Pressure Gauge Stop Valve



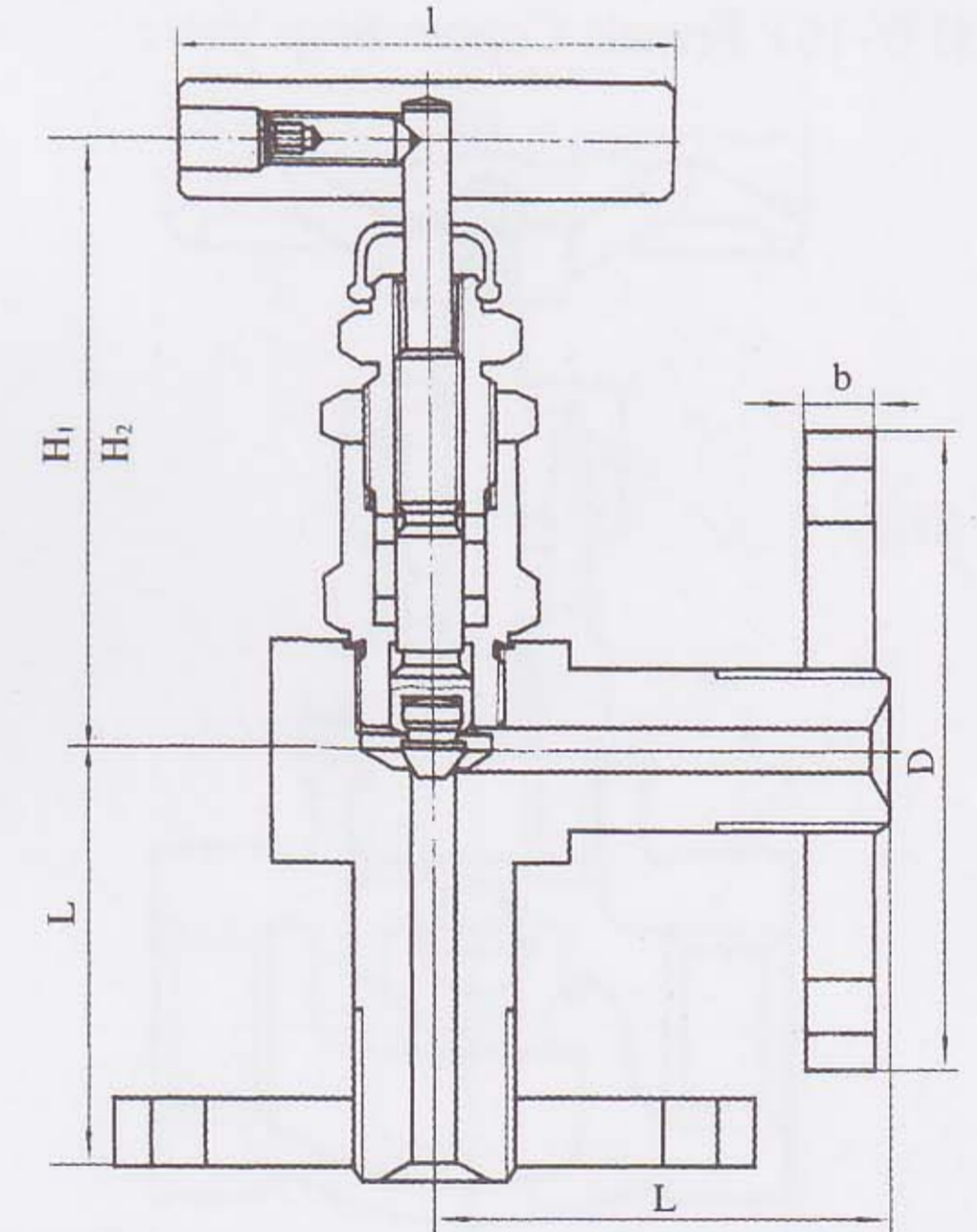
序号	公称口径		公称压力		外形尺寸			
	DN	PN(MPa)	L1	D	D1	H1	H2	
1	3	32	58	42	70	95	88	

YZJ-11A J41 型法兰截止阀
J41 Flange-type Stop Valve



序号	公称口径 DN	公称压力 PN(MPa)	L	D	1	b	H1	H2
1	3	32	120	70	76	15	99	93
2	6	32	120	70	76	15	99	93
3	10	32	180	95	76	20	101	87
4	15	32	210	105	100	20	158	143

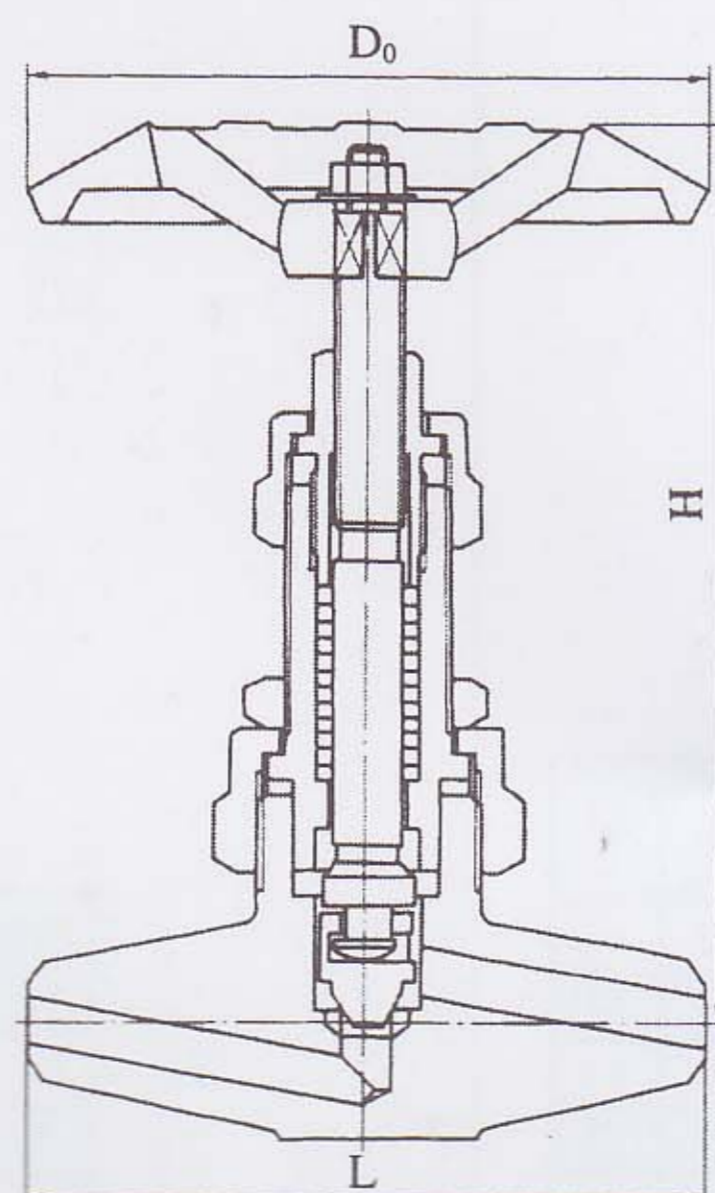
YZJ-11B J44 型法兰截止阀
J44 Flange-type Stop Valve



序号	公称口径 DN	公称压力 PN(MPa)	L	D	b	1	H1	H2
1	3	32	60	70	15	76	99	93
2	6	32	60	70	15	76	99	93
3	10	32	90	95	20	76	101	87
4	15	32	105	105	20	100	158	143

YZJ-12A J61^H 系列高温高压焊接截止阀

Seroes high temperature and pressure welded Stop Valve



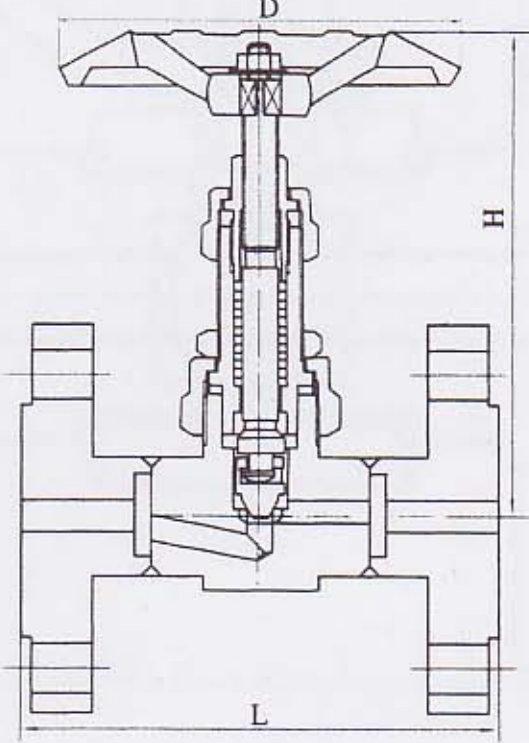
型号 Model	工作压力 Working pressure	公称口径 DN	公称压力 PN	主要结构尺寸 Overall size			适用温度℃ Suitable temp(≤)
				L	H	Do	
J61H-320C		10	320	130	162	100	450
J61H-320C		20	320	160	208	130	450
J61H-200C		10	200	130	148	100	450
J61H-200C		15	200	140	175	130	450
J61H-200C		20	200	160	185	130	450
J61Y-P ₅₄ 140V	140	10		130	162	130	540
J61Y-P ₅₄ 140V	140	150		140	195	130	540
J61Y-P ₅₄ 140V	140	20		160	208	160	540
J61Y-P ₅₆ 170V	170	10		130	162	130	560
J61Y-P ₅₆ 170V	170	15		140	195	130	560
J61Y-P ₅₆ 170V	170	20		160	208	160	560

YZJ 系列测量管路截止阀

Measurement tube stop valve

YZJ-12B J41H 系列高温高压法兰截止阀

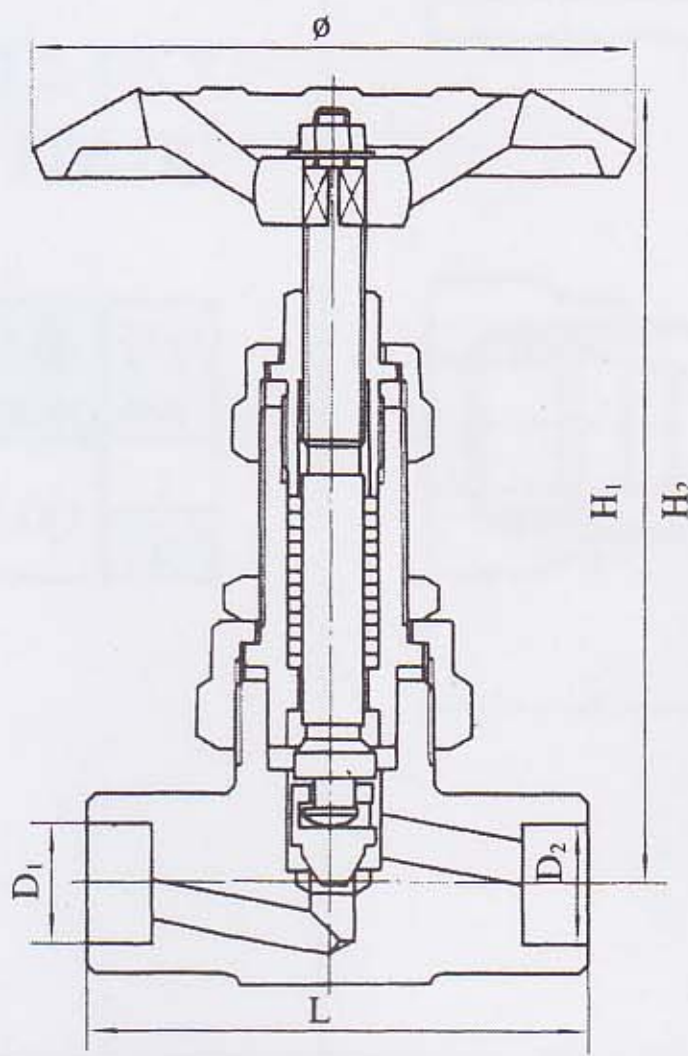
Series flange high temperature and pressure stop valve



型号 Model	工作压力 Working pressure	公称压力 PN (MPa)	主要结构尺寸 Overall size		
			L	D	H
J41H-64P	10	6.4	170	100	159
J41H-64P	15	6.4	170	105	165
J41H-64P	20	6.4	190	125	195
J41H-160P	10	16	170	110	165
J41H-160P	15	16	170	110	195
J41H-160P	20	16	190	130	165
J41H100C	10	10	170	110	195
J41H-100C	15	10	170	110	165
J41H-100C	20	10	190	130	195

YZJ-12C FJ61Y 系列高温高压焊接截止阀

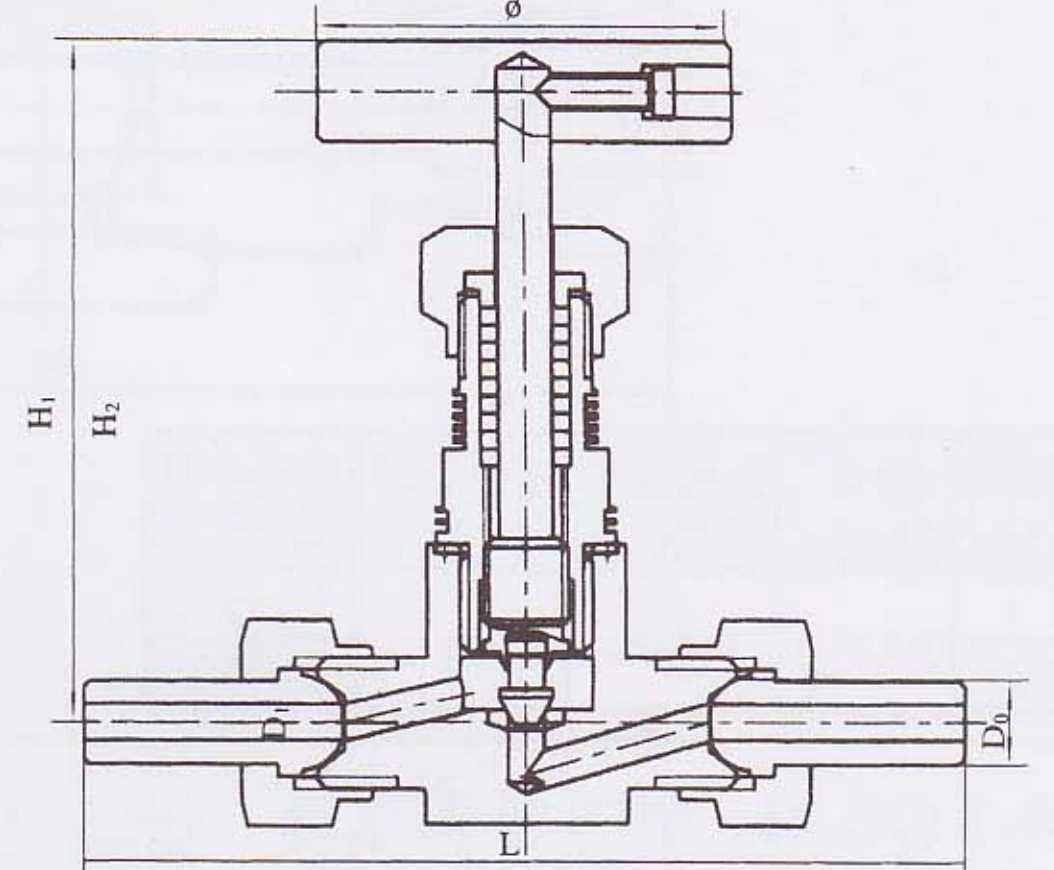
Seroes high temperature and pressure welded stop valve



型号 Model	公称 口径 DN	公称 压力 PN	适用温度 Suitable temp(≤)	主要结构尺寸 Overall size						制造材料 Material
				L	φ	H1	H2	D1	D2	
FJ21YP ₆ -170P	6	17	560	80	126	174	162	φ10	φ8	1Cr18Ni9Ti 316L 304L
FJ21YP ₆ -320P	6	32	560	80	126	178	165	φ10	φ10	
FJ21YP ₁₀ -170P	10	17	560	110	130	185	173	φ16	φ14	12CrMoV 密封面堆 焊钴基硬 质合金
FJ21YP ₁₀ -320P	10	32	560	110	180	192	192	φ16	φ16	
FJ21YP ₁₅ -170P	15	17	560	140	180	245	230	φ28	φ22	12CrMoV 密封面堆 焊钴基硬 质合金
FJ21YP ₁₅ -320P	15	32	560	186	180	245	240	φ28	φ28	

YZJ-12D FJ21Y 系列高温高压焊接截止阀

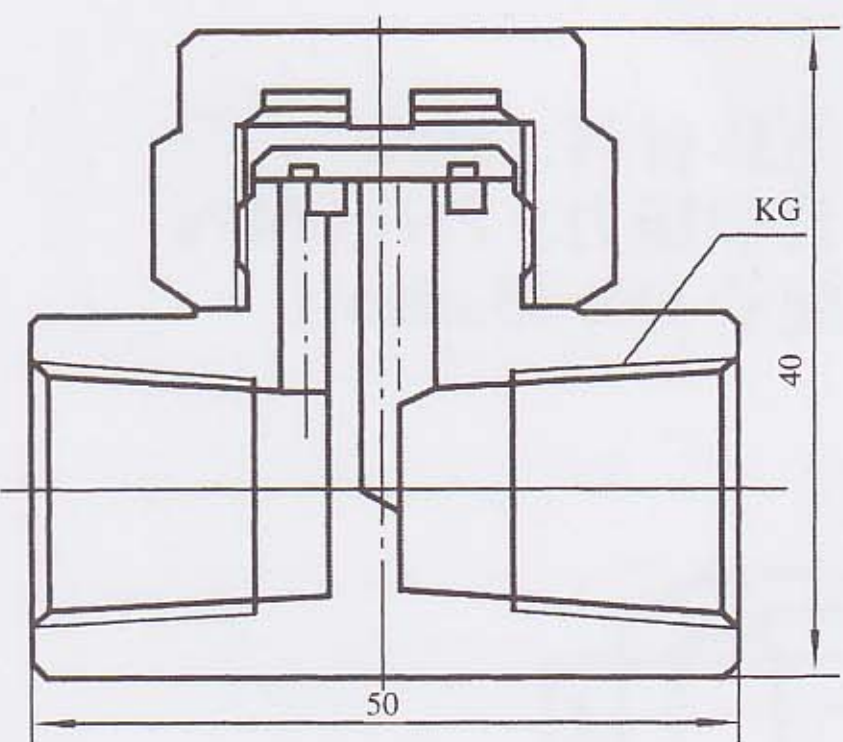
Seroes high temperature and pressure welded stop valve



型号 Model	公称 口径 DN	公称 压力 PN	适用温度 Suitable temp(≤)	主要结构尺寸 Overall size					制造材料 Material
				L	φ	H1	H2	D0	
FJ21YP ₆ -160P	6	16	560	146	70	125	115	φ14	1Cr18Ni9Ti 316L 304L
FJ21YP ₁₀ -160P	10	16	560	146	70	125	115	φ18	
FJ21YP ₆ -320P	6	32	560	156	80	125	115	φ14	12CrMoV 密封面堆 焊钴基硬 质合金
FJ21YP ₁₀ -320P	10	32	560	156	80	125	115	φ14	

YZJ12-15 S19H-1 型热动力式疏水器

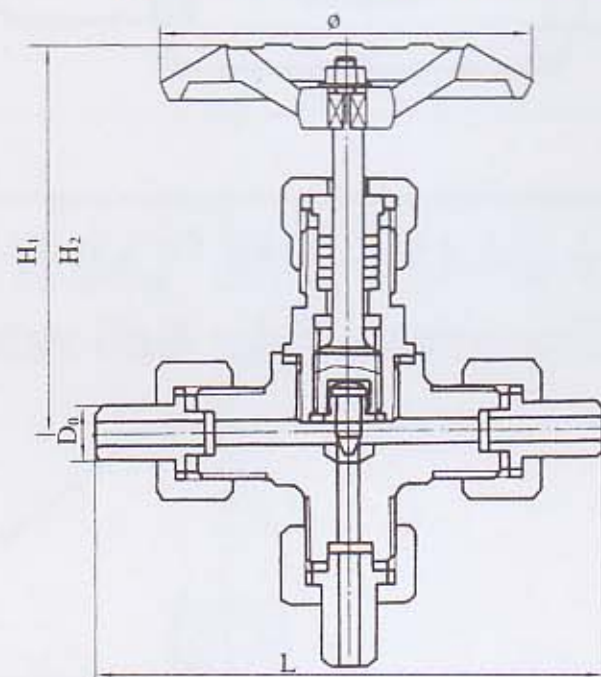
Heat power water dredging valve



序号	公称压力 PN	公称口径 DN	KG
1	2MPa	10	ZG1/4"
2		15	ZG1/2"

YZJ 12-19 J26^WH 型三通截止阀

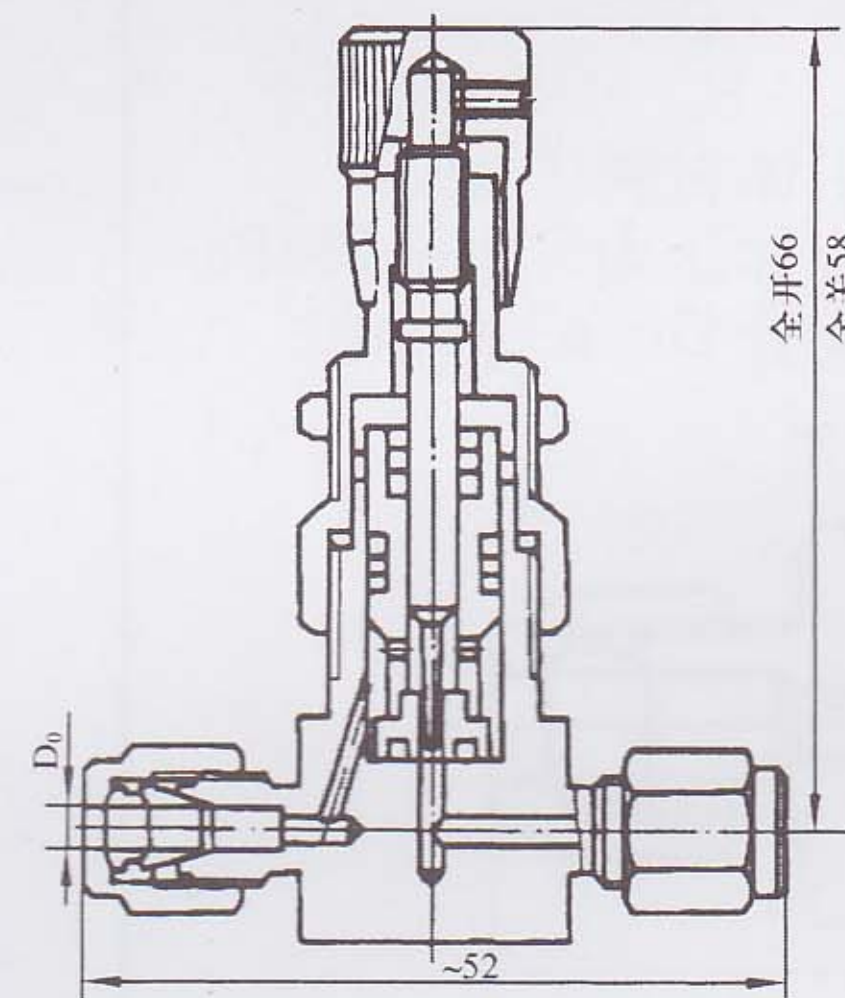
3-way stop valve



序号	公称 口径 DN	公称 压力 PN(MPa)	配管 外径 D0	外形尺寸				制造 材料
				L	φ	H1	H2	
1	3	6.4	φ14	118	62	91	85	20# 1Cr18Ni9Ti 0Cr18Ni9Ti Mo2Ti 304L 316L
2		16		126	68	96	90	
3		32		134	75	103	96	
4	5	6.4	φ14	120	62	93	87	
5		16		128	68	98	92	
6		32		136	75	105	98	
7	10	6.4	φ18	132	75	103	95	
8		16		136	75	108	100	
9		32		144	75	114	106	
10	15	2.5	φ22	160	75	123	112	
11		6.4		168	86	126	116	
12		16		174	126	132	120	

YZ12-33 J93H 微型直通截止阀

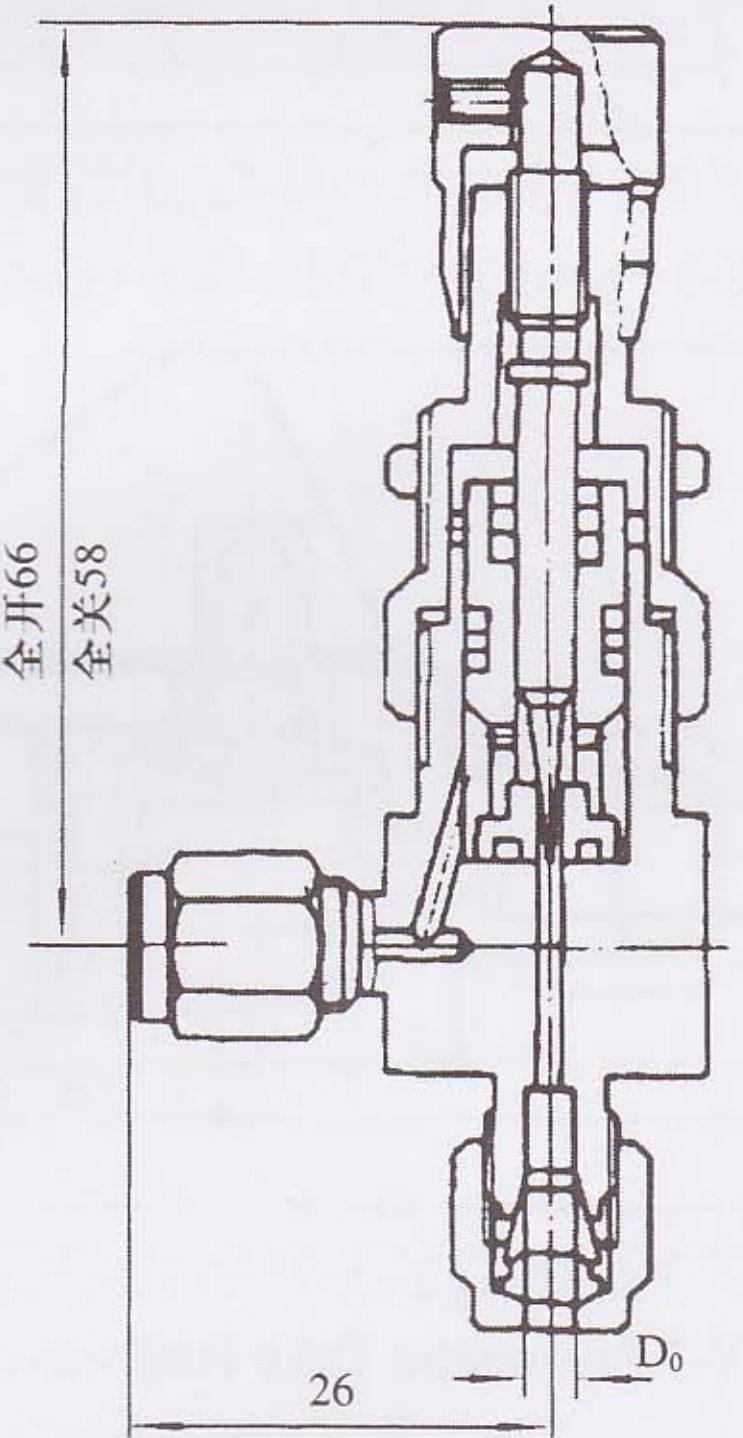
Miniature straight way stop valve



公称压力 PN16MPa
配管 D₀: φ3、φ6

YZ12-34 J94H 微型角式截止阀

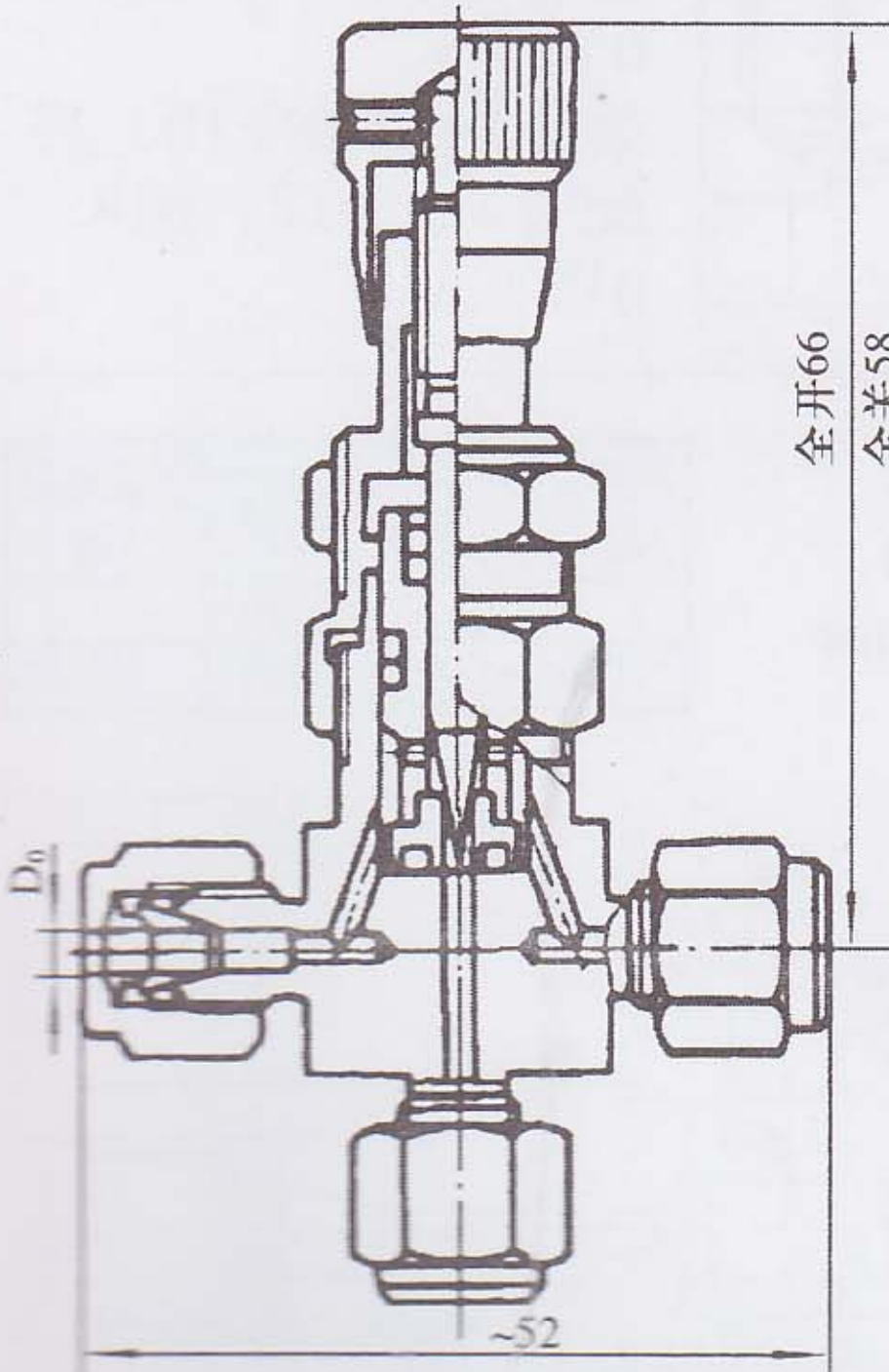
Miniature angle patten stop valve



公称压力 PN16MPa
配管 D₀: φ3、φ6

YZ12-35 J99H 微型三通截止阀

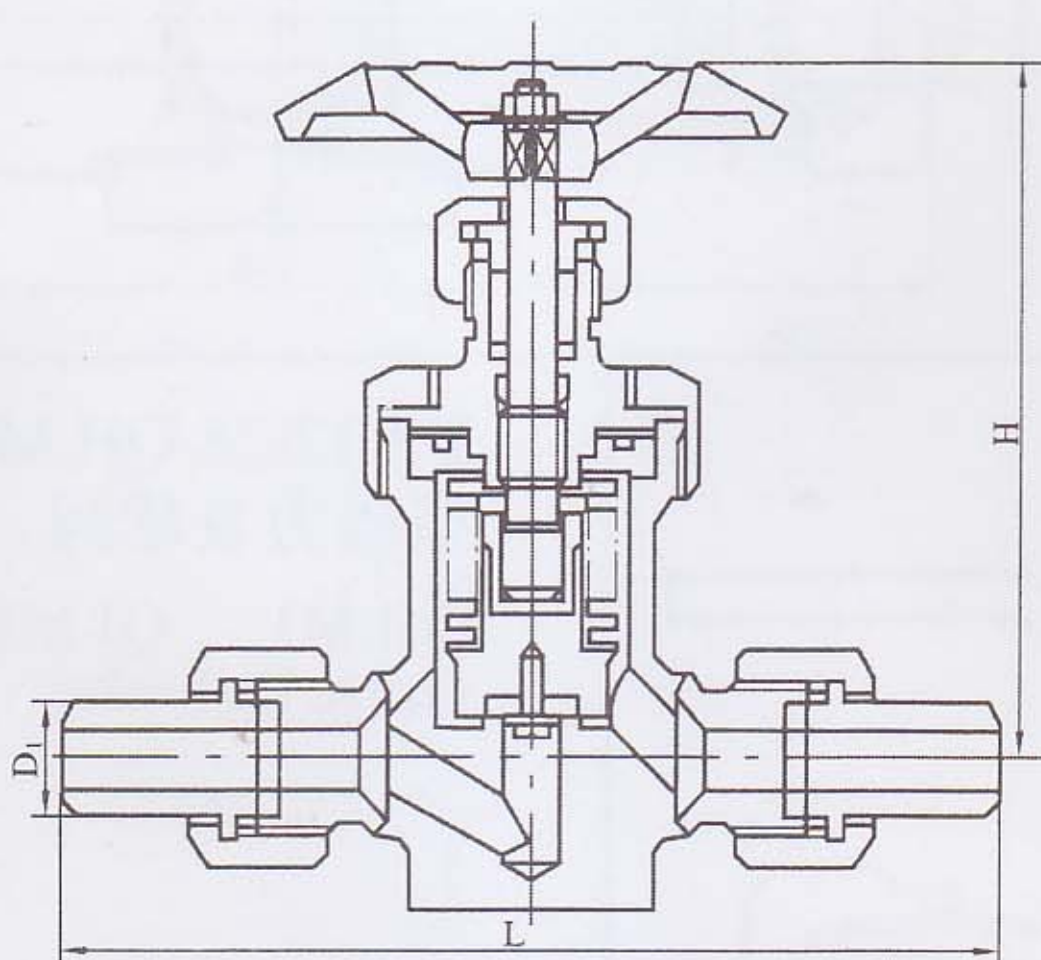
Miniature 3-way stop valve



公称压力 PN16MPa
配管 D₀: φ3、φ6

WJ21 波纹管截止阀

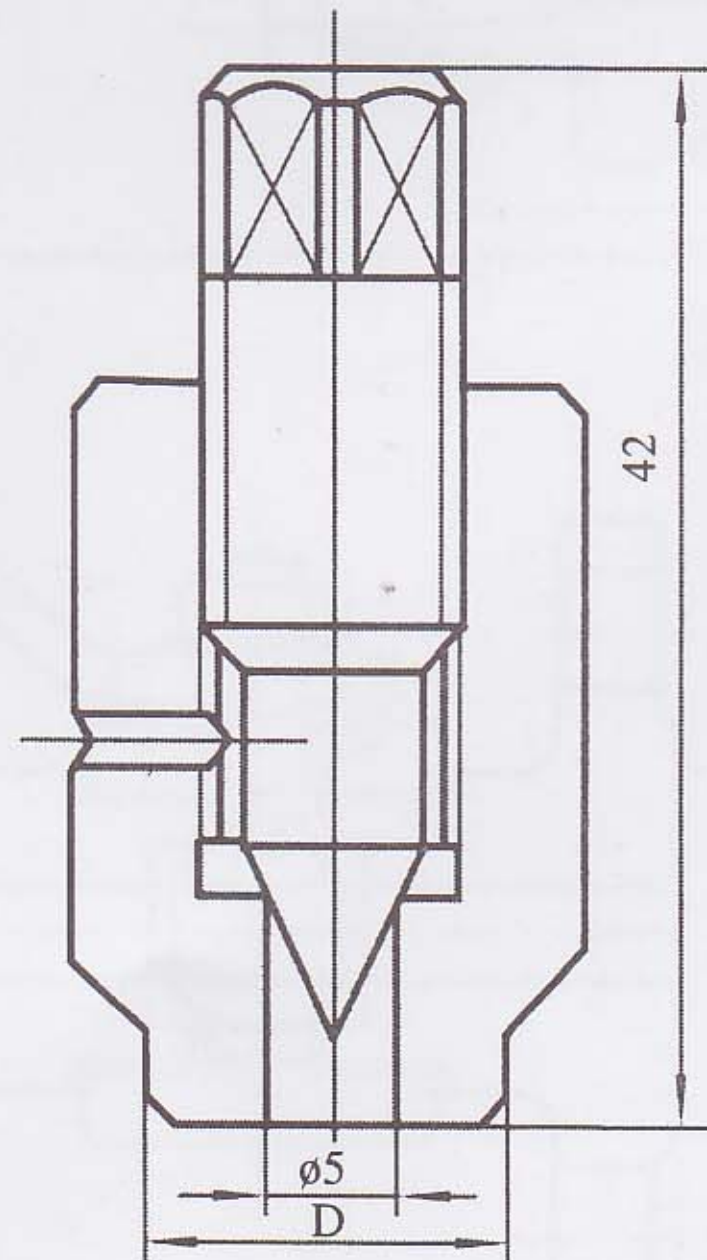
Bow pipe stop valve



序号	公称压力 PN	公称口径 DN	L	H	D1
1	1.6	10	150	110	18
2	1.6	15	170	125	22
3	4.0	10	160	137	18
4	4.0	15	180	137	22

YZ10-4 排气阀

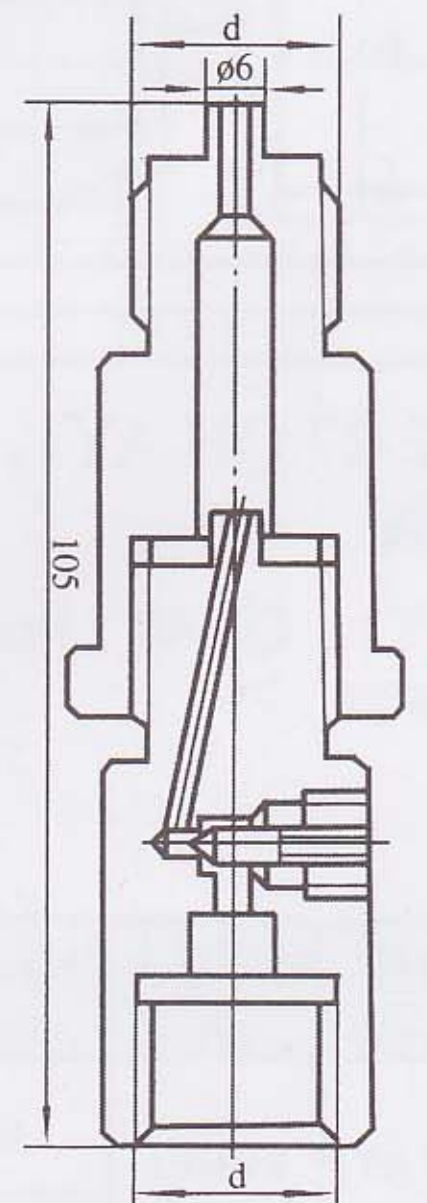
Exhaust valve



D: φ14、φ18

YZ10-10 L21X-160 阻尼阀

Damping valve



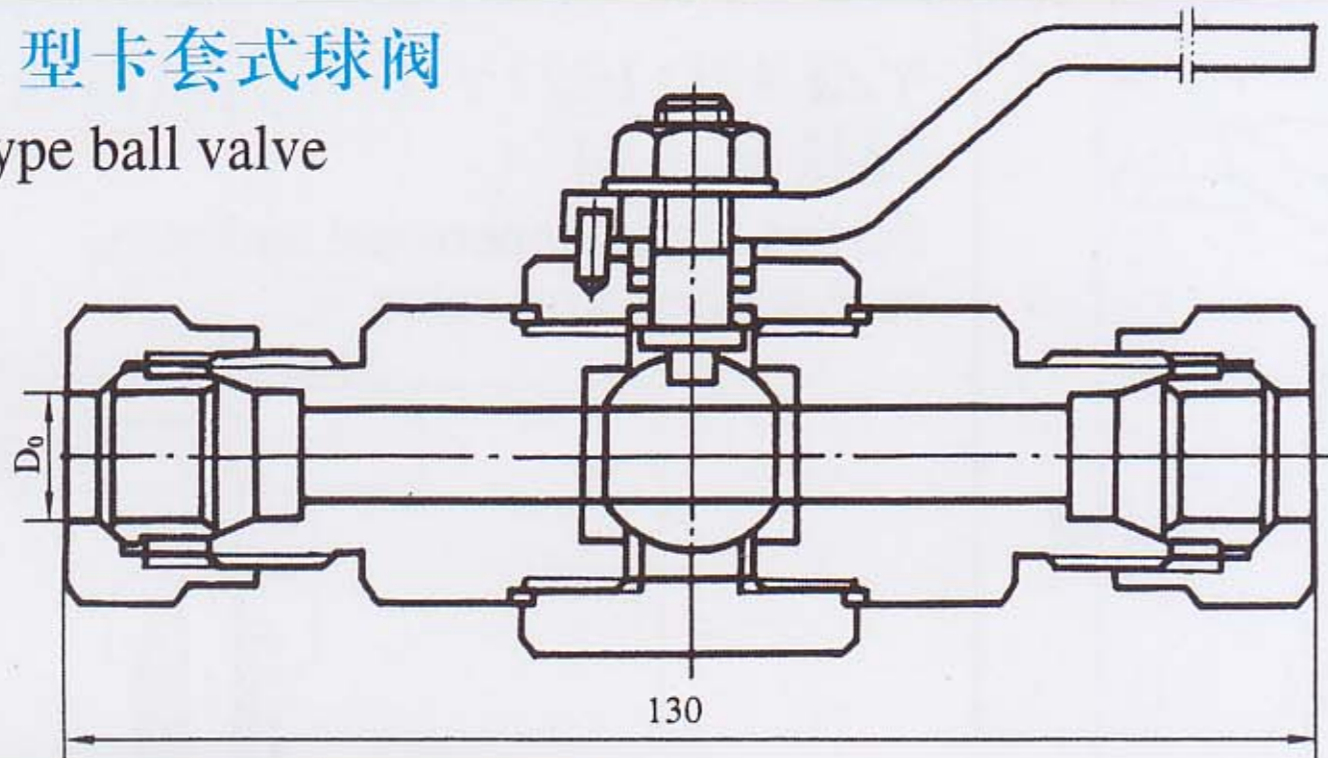
序号	公称压力 PN(MPa)	公称口径 DN	d
1	16	3	M20x1.5
2	16	3	G1/2"

YZQ 系列测量管路球阀

Ball valve for measure piping

YZ9-1 QG.Y1 型卡套式球阀

QG.Y1 Collet-type ball valve

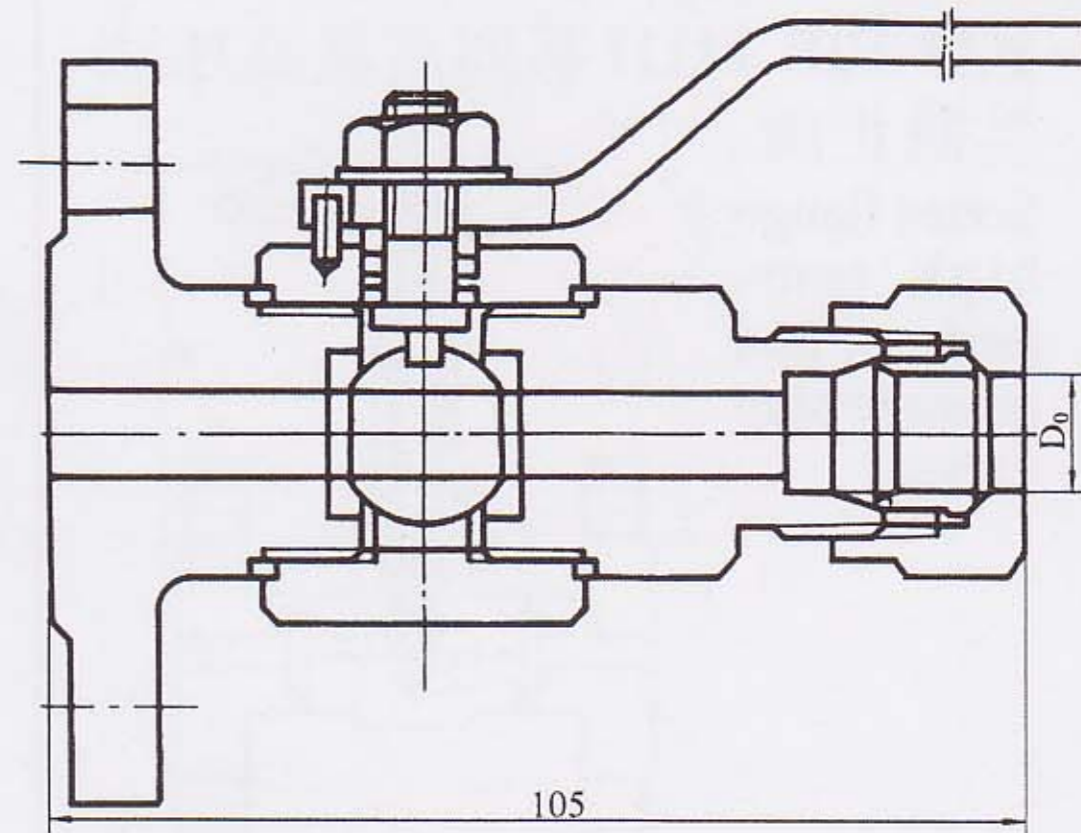


序号 No	型号 Model	公称压力 PN	公称口径 DN	配管外径 D0
1	QG.Y1-1	2.5MPa	10	ø12
2				ø14

YZ9-2 QG.AY1 型取压球阀

QG.AY1 Pressure-taking ball valve

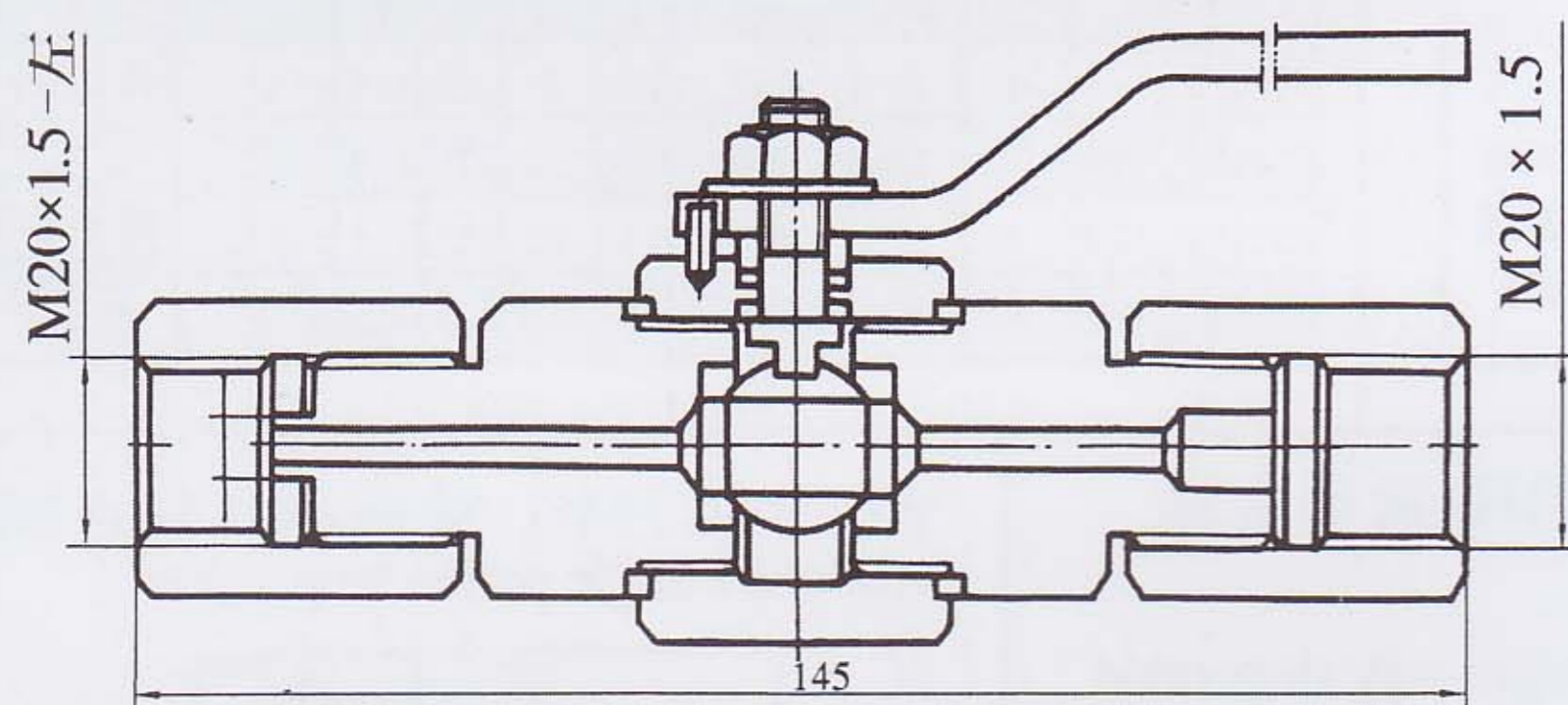
序号 No	型号 Model	公称压力 PN	公称口径 DN	配管外径 D0
1	QG.Y1	2.5MPa	10	ø12
2				ø14



YZ9-3 QG.M1 型压力表球阀

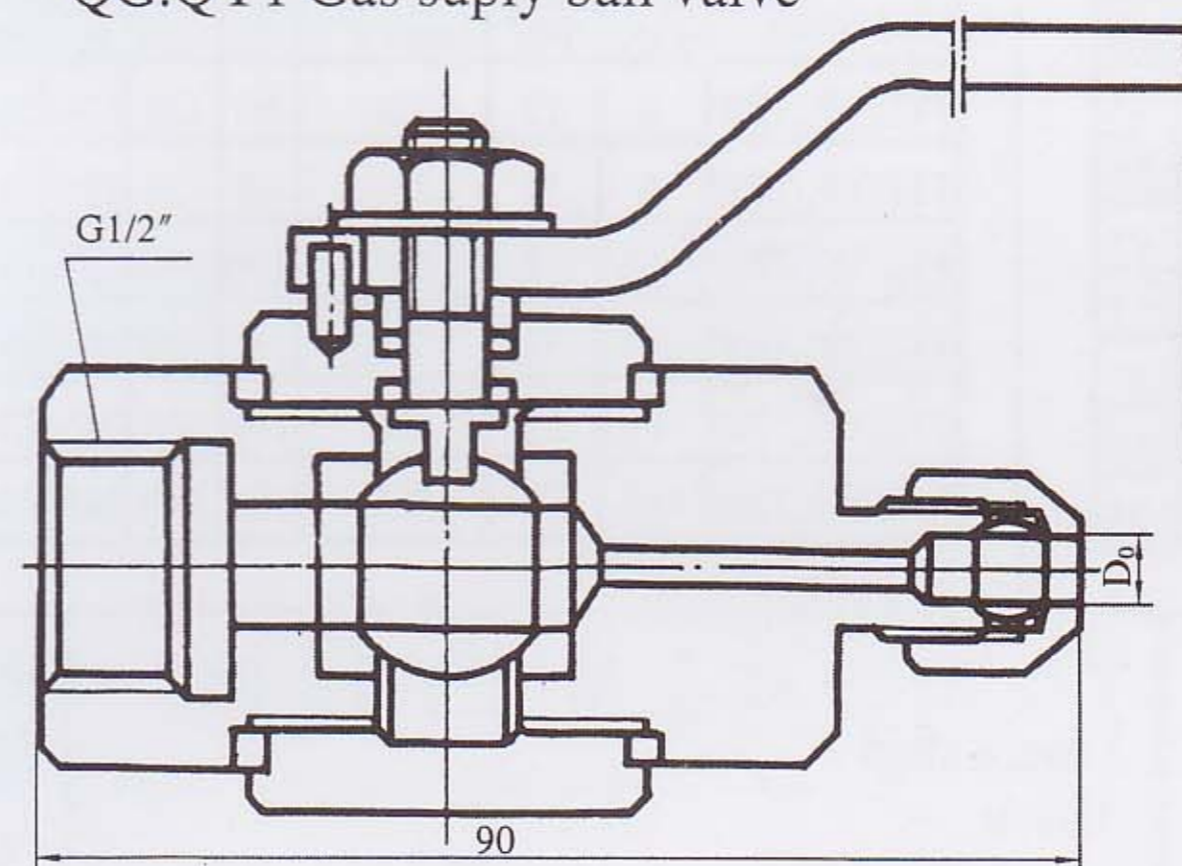
QG.M1 Pressure gauge ball valve

序号 No	型号 Model	公称压力 PN	公称口径 DN
1	QG.M1	2.5MPa	3



YZ9-4 QG.QY1 型气源球阀

QG.QY1 Gas supply ball valve

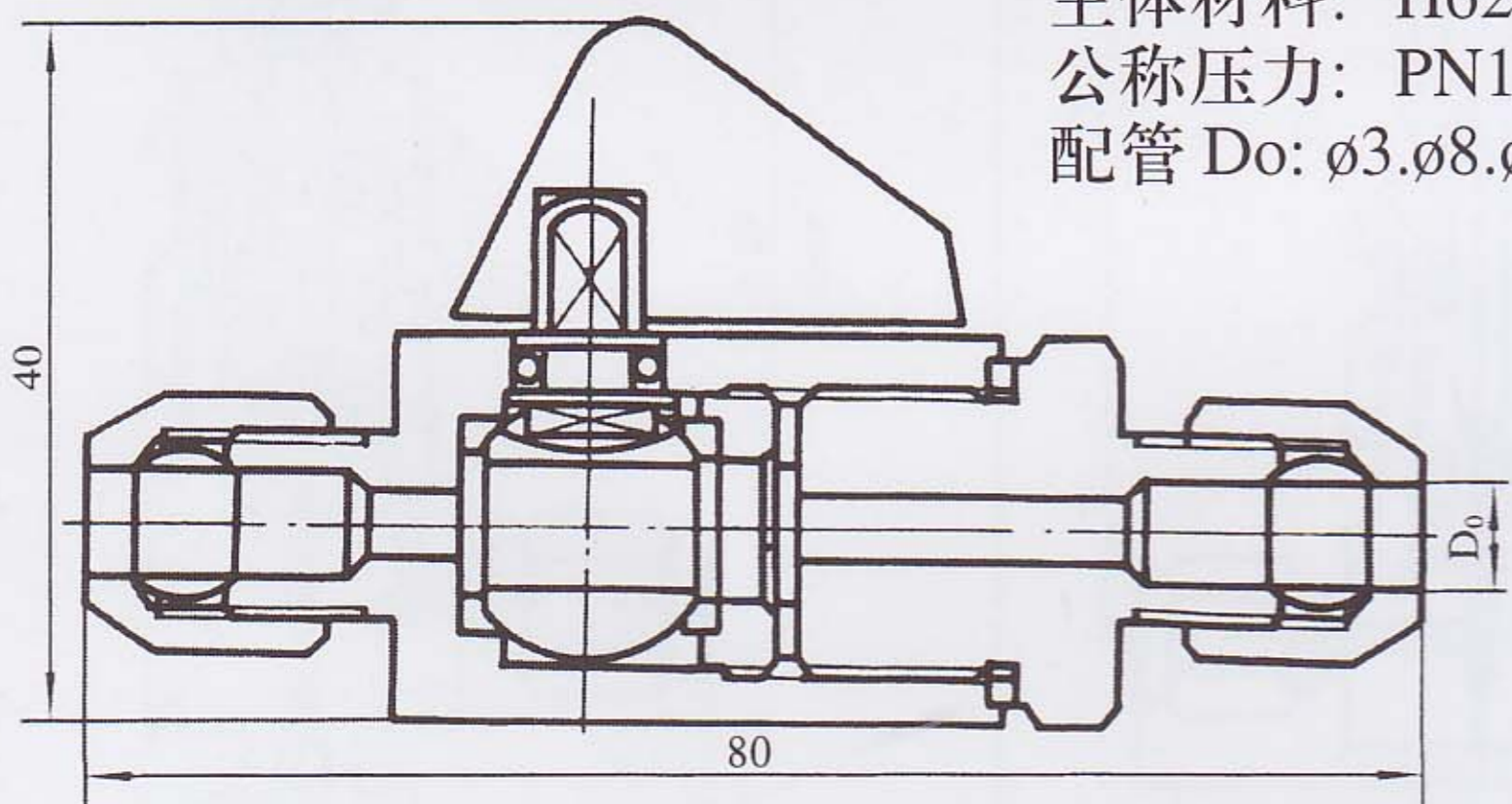


序号 No	型号 Model	公称压力 PN	公称口径 DN	配管 D0
1	QG.QY1	2.5MPa		ø12
2				ø14

YZ 12-23 QY-1 型气动管路球阀

QY-1 Pneumatic Tuke Ball valve

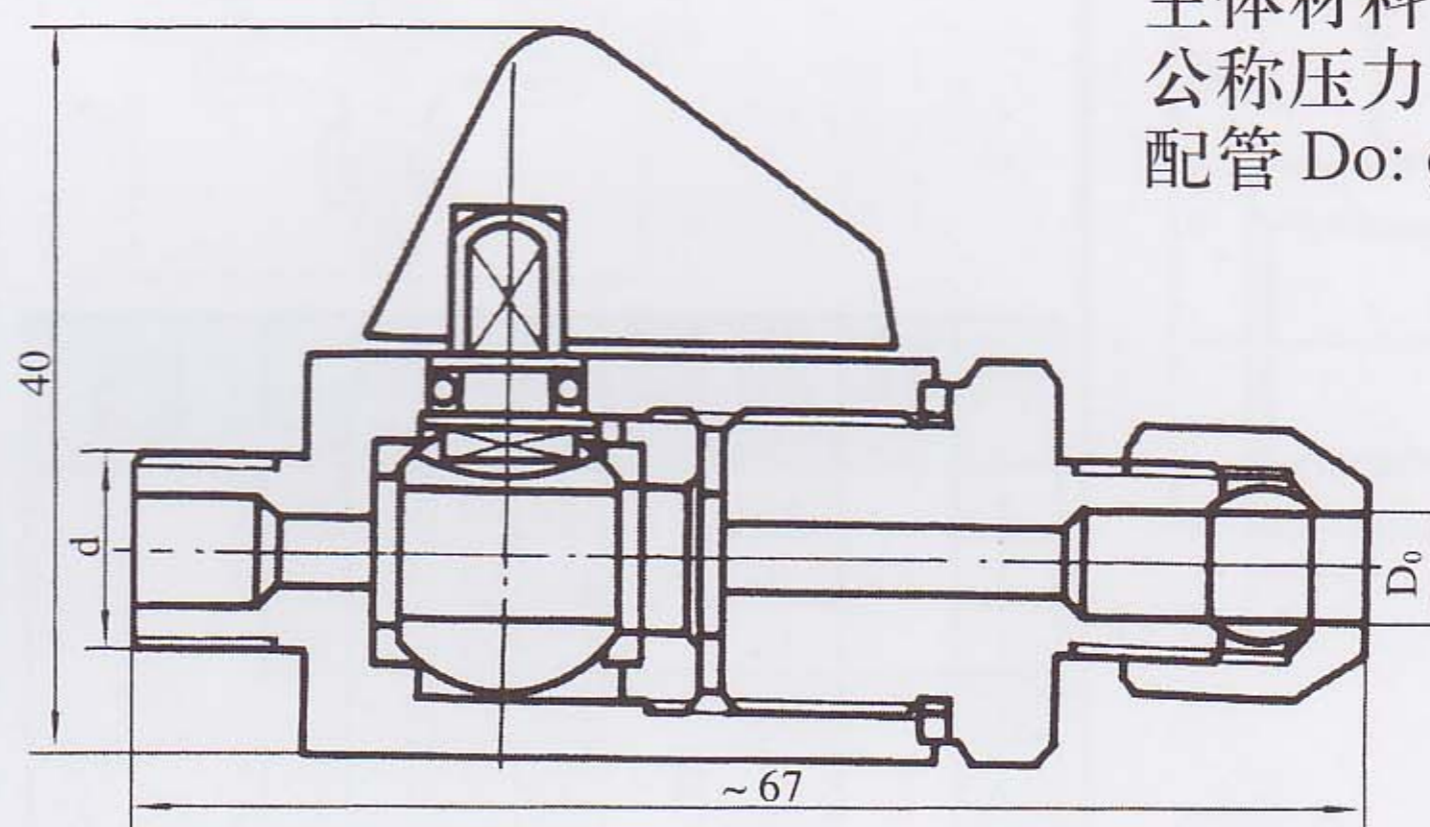
主体材料: H62
公称压力: PN1.0MPa
配管 Do: ø3, ø8, ø10.



YZ 12-24 QY-2 型气动管路球阀

QY-2 Pneumatic Tuke Ball valve

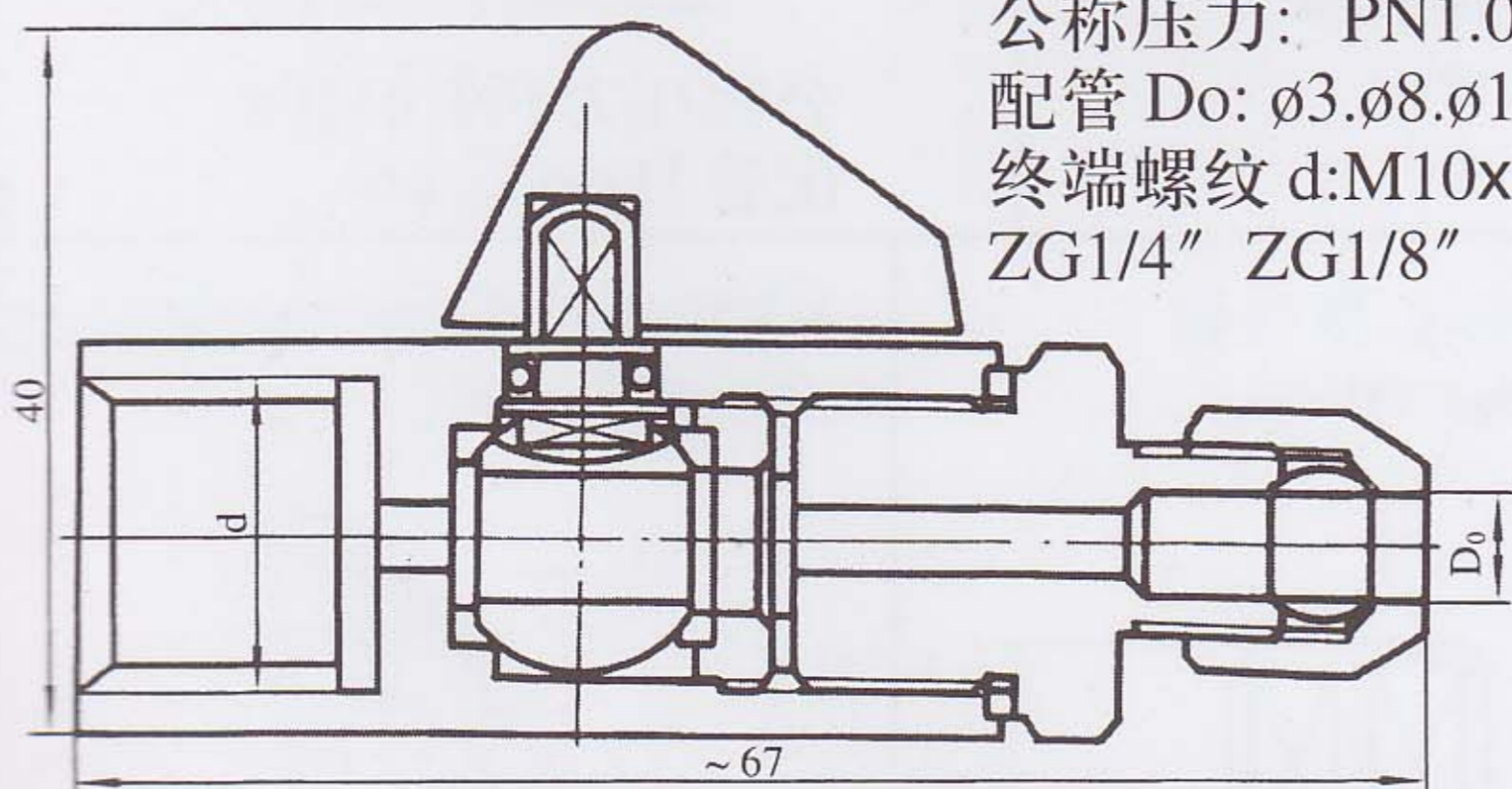
主体材料: H62
公称压力: PN1.0MPa
配管 Do: ø3, ø8, ø10.



YZ 12-25 QY-3 型气动管路球阀

QY-3 Pneumatic Tuke Ball valve

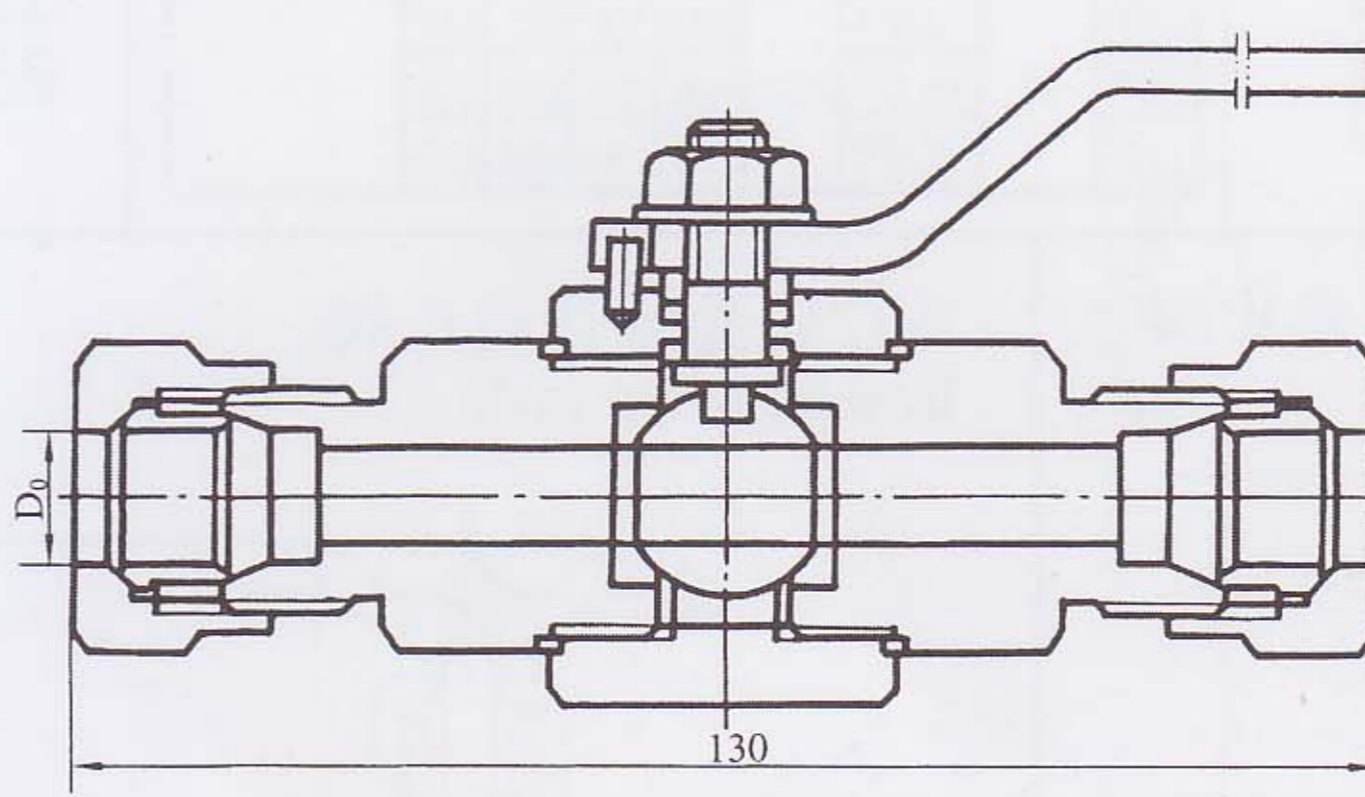
主体材料: H62
公称压力: PN1.0MPa
配管 Do: ø3, ø8, ø10.
终端螺纹 d: M10x1G1/4"
ZG1/4" ZG1/8"



YZ12-26 QH.Y1 QJ.Y1 型卡套式球阀

QH.Y1 QJ.Y1 Collet-type Ball valve

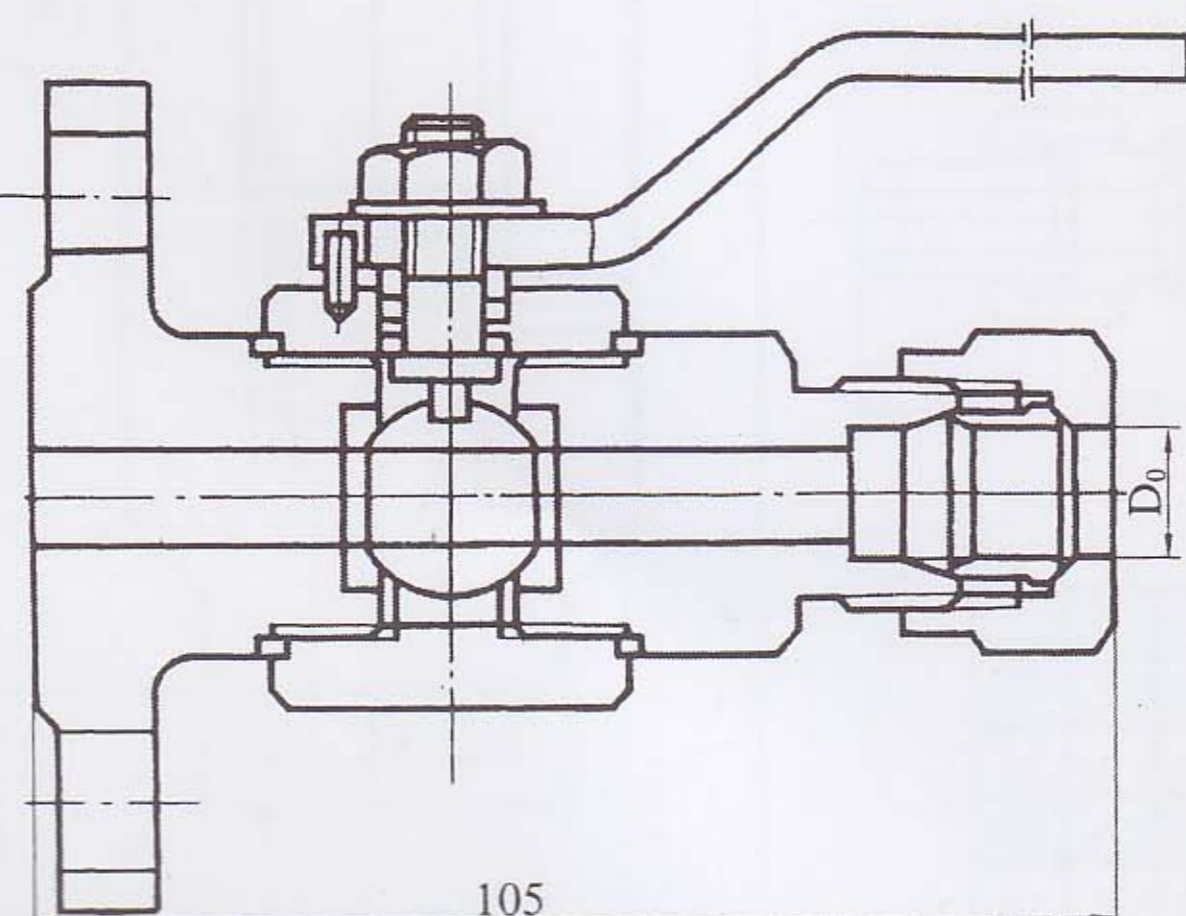
主体材料: 20#.
1Cr18Ni19Ti 316 316L
公称压力 PN: 4.0MPa.
6.4MPa
公称口径 DN: 10, 15
配管 Do: ø12, ø14,
ø18.



YZ 12-27 QH.AY1、QJ.AY1型取压球阀

QH.AY1、QJ.AY1 Pressure-taking Ball valve

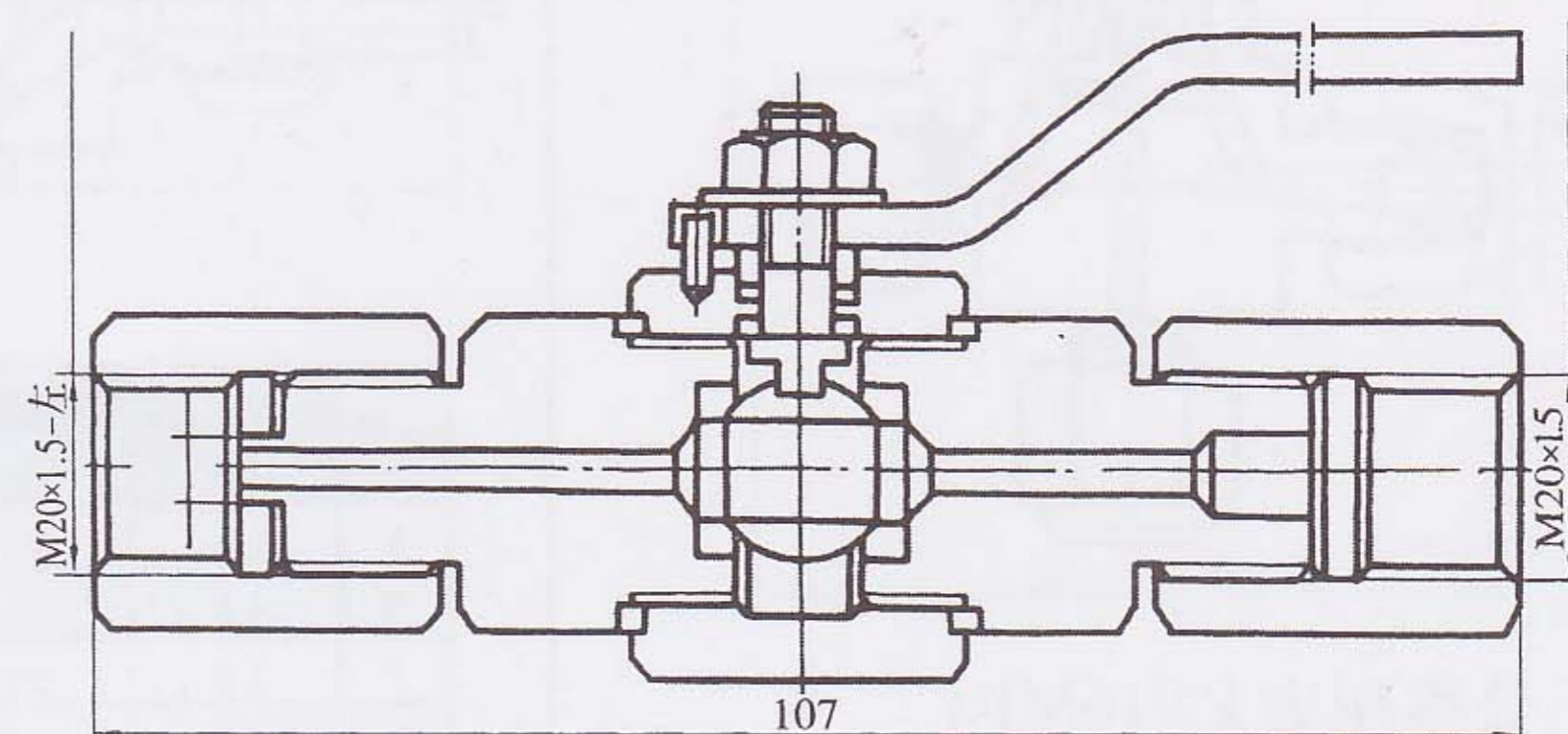
序号 No	型号 Model	公称压力 PN	公称口径 DN	配管外径 D0
1				ø12
2	QH.AY1	4.0MPa	10	ø14
			15	
4				ø12
5	QJ.AY1	6.4MPa	10	ø14
6			15	ø18



YZ 12-28 QH.M1、QJ.M1型压力表球阀

QH.M1、QJ.M1 Pressure Gauge Ball valve

序号 No	型号 Model	公称压力 PN	公称口径 DN
1	QH.M1	4.0MPa	3
2	QJ.M1	6.4MPa	3

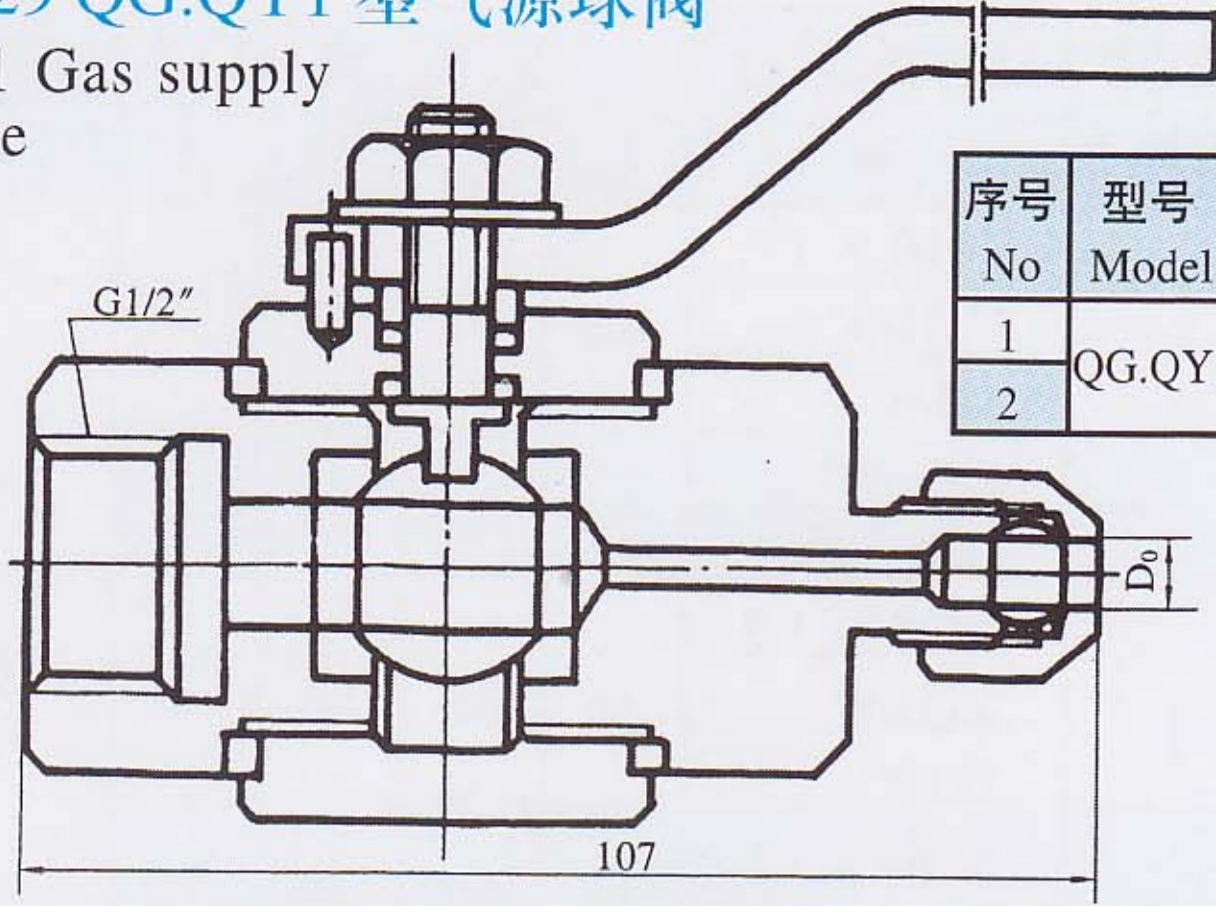


YZQ 系列测量管路球阀

Ball valve for measure piping

YZ-12-29 QG.QY1 型气源球阀

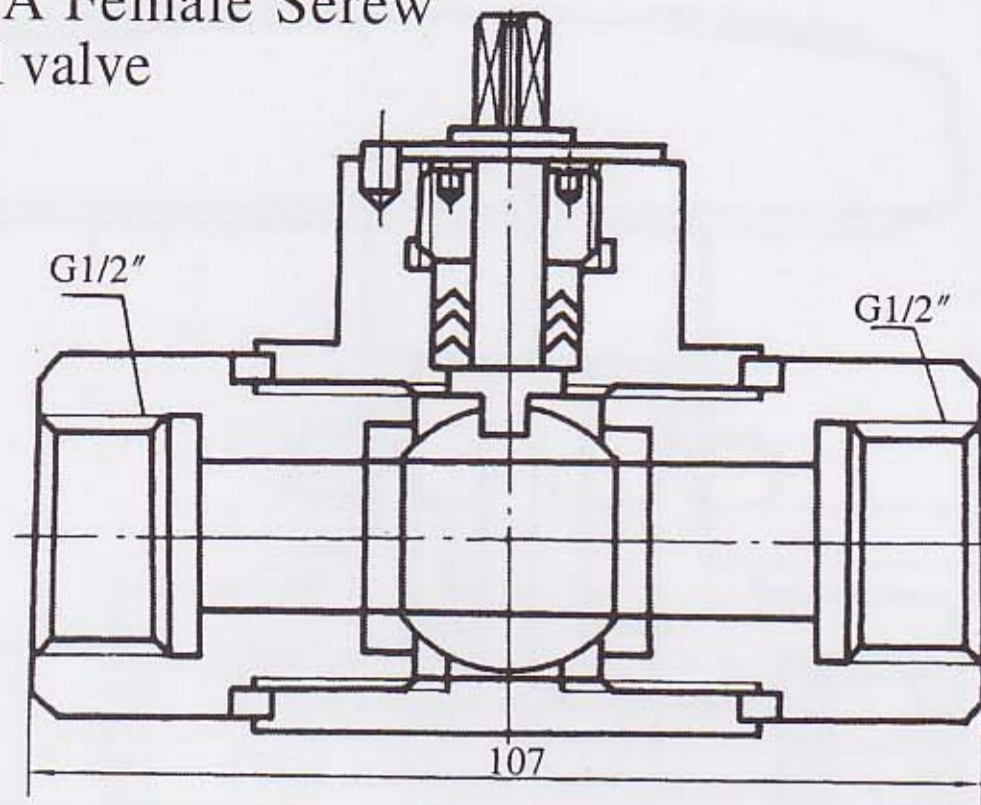
QG.QY1 Gas supply Ball valve



序号 No	型号 Model	公称压力 PN	公称通径 DN	配管外径 D0
1	QG.QY1	2.5MPa	4	ø6
2			6	ø8

YZ12-30 Q11SA 型内螺纹球阀

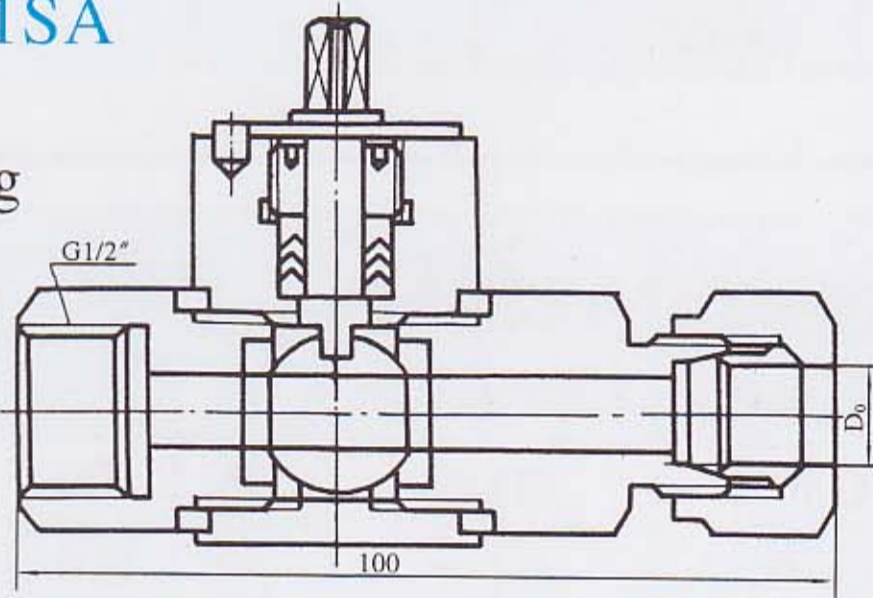
11SA Female Screw Ball valve



序号 No	型号 Model	公称压力 PN	公称通径 DN
1	Q11SA-40 ^C _P	40MPa	10
2			15
3	Q11SA-64 ^C _P	6.4MPa	10
4			15

YZ 12-31 Q91SA 型异径球阀

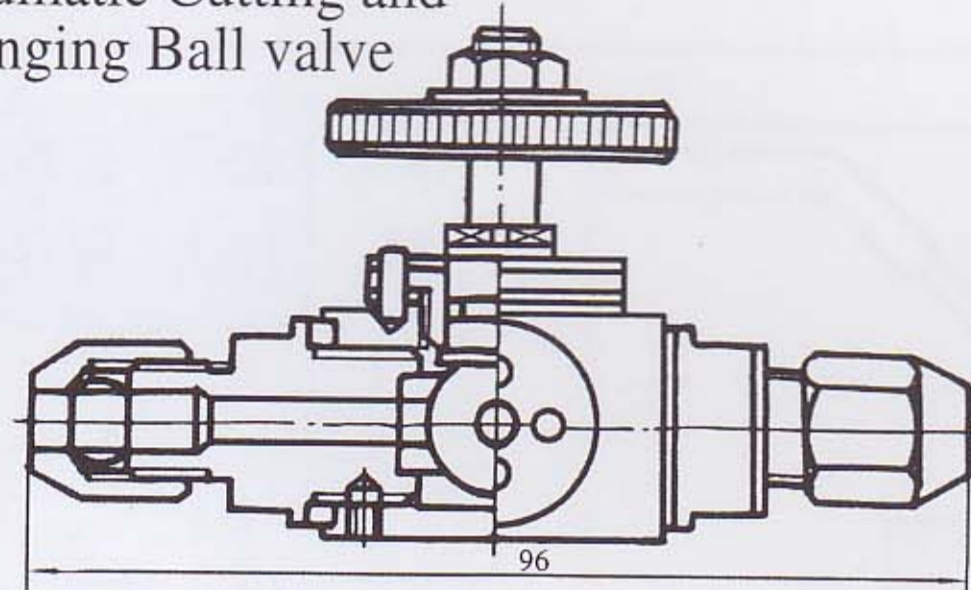
Q91SA Reducing Ball valve



序号 No	型号 Model	配管外径 D0	公称压力 PN	公称通径 DN
1	Q11SA-40 ^C _P	4MPa	10	ø14
2	Q11SA-64 ^C _P	6.4MPa		

YZ 12-38 气动切换球阀

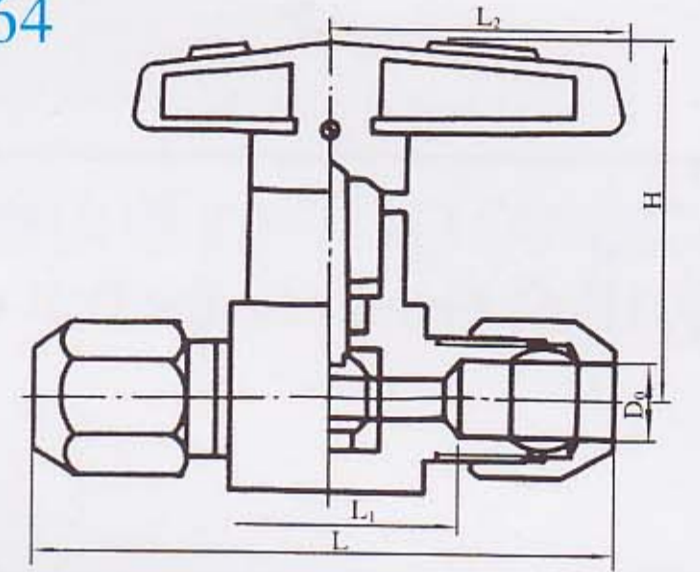
Pneumatic Cutting and Changing Ball valve



序号 No	公称压力 PN	公称通径 DN	D2
1	1MPa	4	ø6
2			ø8

YZQ-1A Q81SA-64 型卡箍式球阀

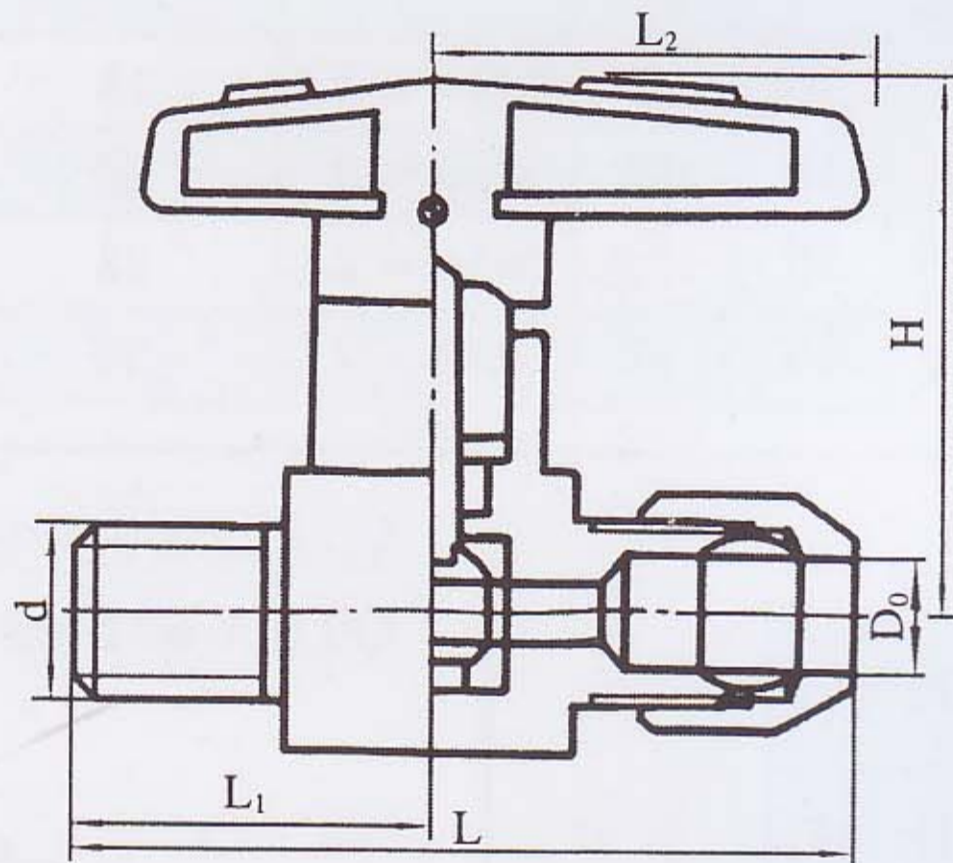
Q81SA-64 Taggle Ball Valve



序号 No	公称通径 DN	公称压力 PN(MPa)	配管外径 D0	外形尺寸 Overall Size				制造材料
	L			ø	H1	H2		
1	6.4MPa	4	6	58	28	30	32	20# 1Cr18Ni9Ti 0Cr18Ni9Ti Mo2Ti 304L 316L
2		6	8	62	28	30	42	
3		8	10	78	36	38	50	

YZQ-1B Q²/₈SA-64 型终端卡箍式球阀

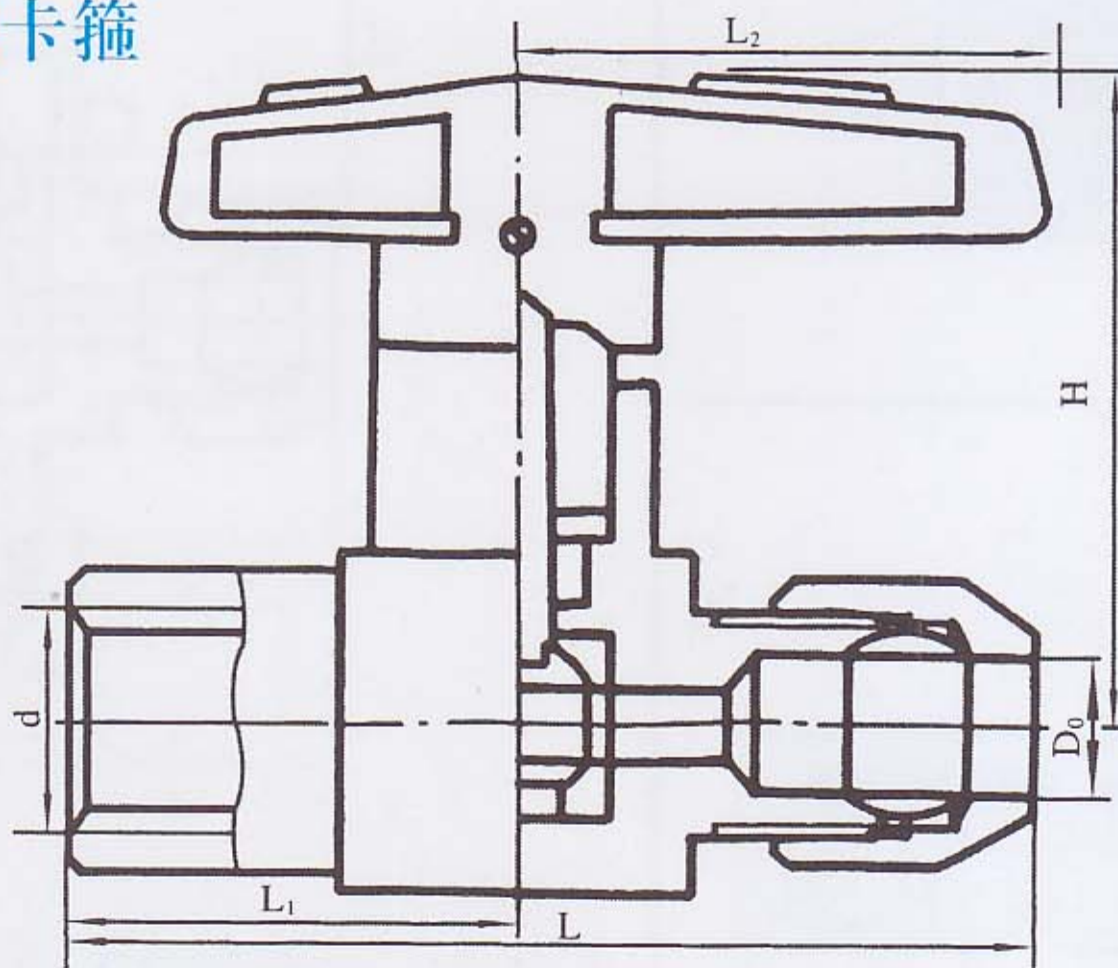
Q²/₈ SA-64 Toggle Ball Valve



序号 No	公称压力 PN	公称通径 DN	配管外径 Pipe size		外型尺寸 Overall Size				适用温度 (°C) Suitable temp
			d	D0	L	L1	H1	H2	
1	6.4 MPa	4	M10 × 1	6	48	19	30	32	常温 Normal Temp
2			ZG1/8"		48	19			
3			ZG1/4"		50	21			
4			G1/4"		50	21			
5		6	M10 × 1	8	52	21	30	42	
6			ZG1/8"		52	21			
7			ZG1/4"		54	23			
8			G1/4"		54	23			
9		8	M10 × 1	10	58	24	38	50	
10			ZG1/8"		58	24			
11			ZG1/4"		60	26			
12			G1/4"		60	26			

YZQ-1C Q¹/₈SA-64 型卡箍式球阀

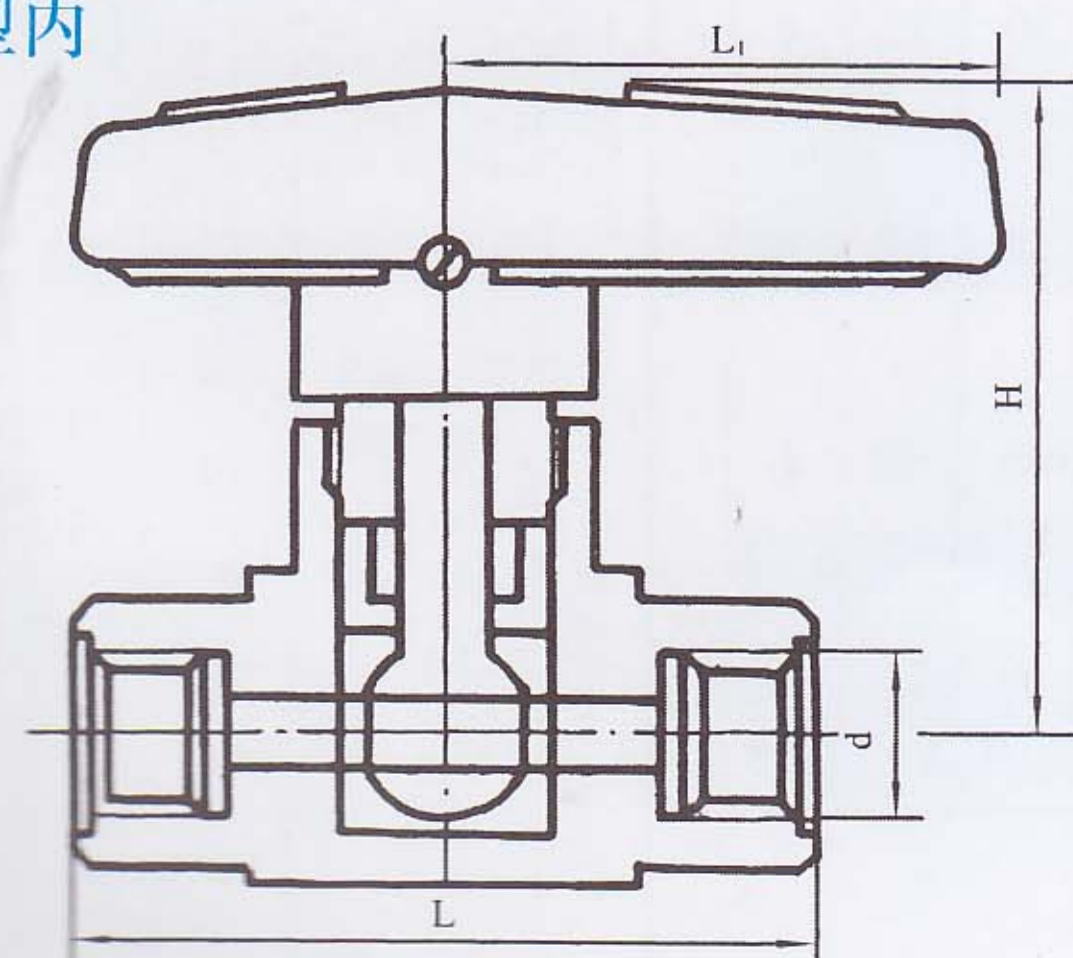
Q¹/₈ SA-64 Toggle Type Valve



序号 No	公称压力 PN	公称通径 DN	配管尺寸		外型尺寸				适用温度 (°C) Suitable temp
			d	D0	L	L1	L1	H2	
1	6.4 MPa	4	M10 × 1	6	48	19	30	32	常温 Normal Temp
2			ZG1/8"		48	19			
3			ZG1/4"		50	21			
4			G1/4"		50	21			
5		6	M10 × 1	8	52	21	30	42	
6			ZG1/8"		52	21			
7			ZG1/4"		54	23			
8			G1/4"		54	23			
9		8	M10 × 1	10	58	24	38	50	
10			ZG1/8"		58	24			
11			ZG1/4"		60	26			
12			G1/4"		60	26			

YZQ-2A Q11SA-64 型内螺纹球阀

Q11SA-64 Female Screw Ball Valve



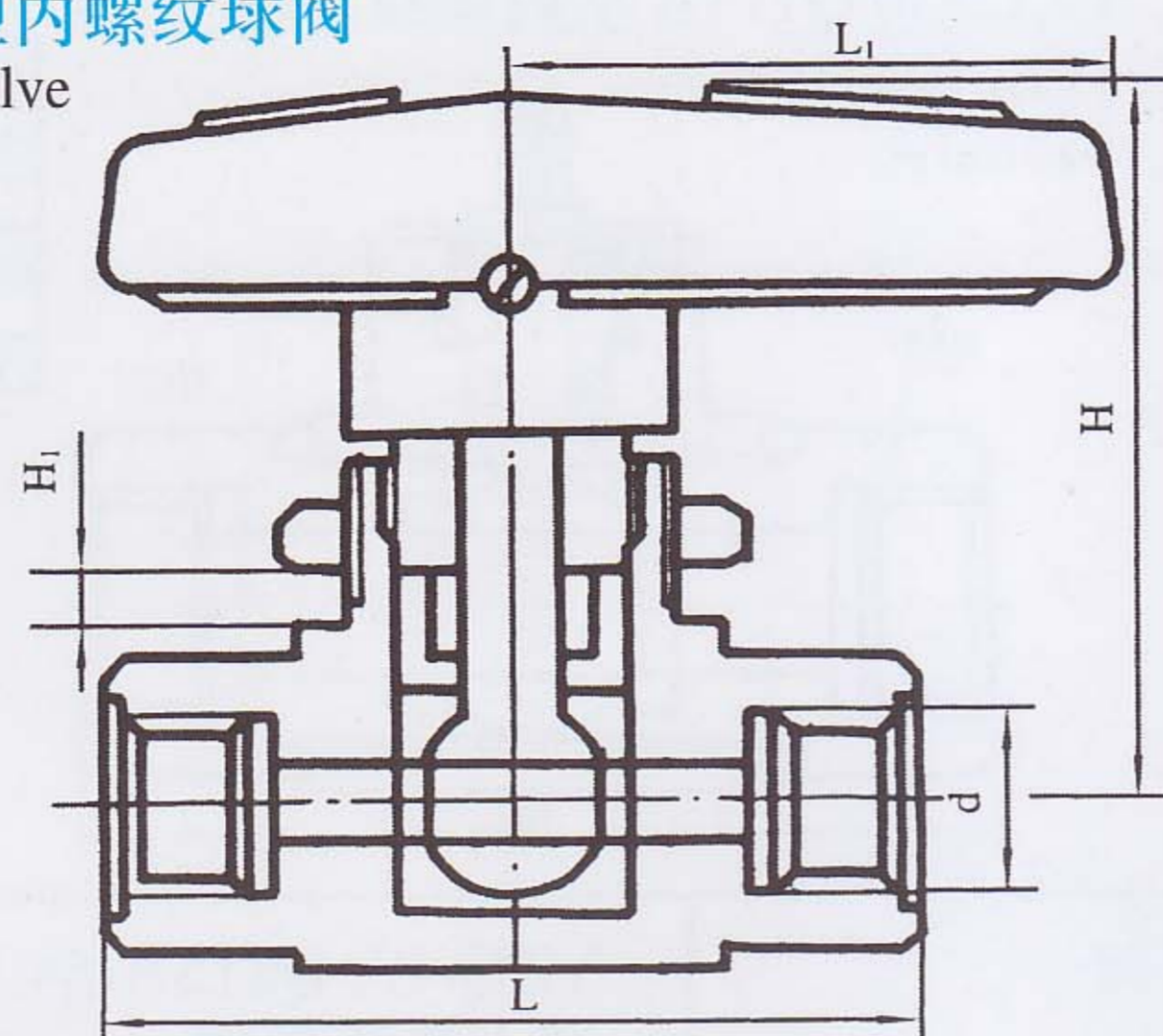
序号 No	公称压力 PN	公称通径 DN	配管螺纹	外型尺寸			适用温度 (°C) Suitable temp
			d	L	L1	H	
1	6.4 MPa	4	M10 × 1	40	30	32	常温 Normal Temp Norm
2			ZG1/8"				
3			G1/8"				
4		6	ZG1/4"	50	38	42	
5			G1/4"				
6			M16 × 1.5				
7		8	ZG3/8"	60	45	50	
8			G3/8"				
9		10	M20 × 1.5	65	60	60	
10			ZG1/2"				
11			G1/2"				

YZQ 系列测量管路球阀

Ball valve for measure piping

YZQ-2B Q11SA-64 型内螺纹球阀

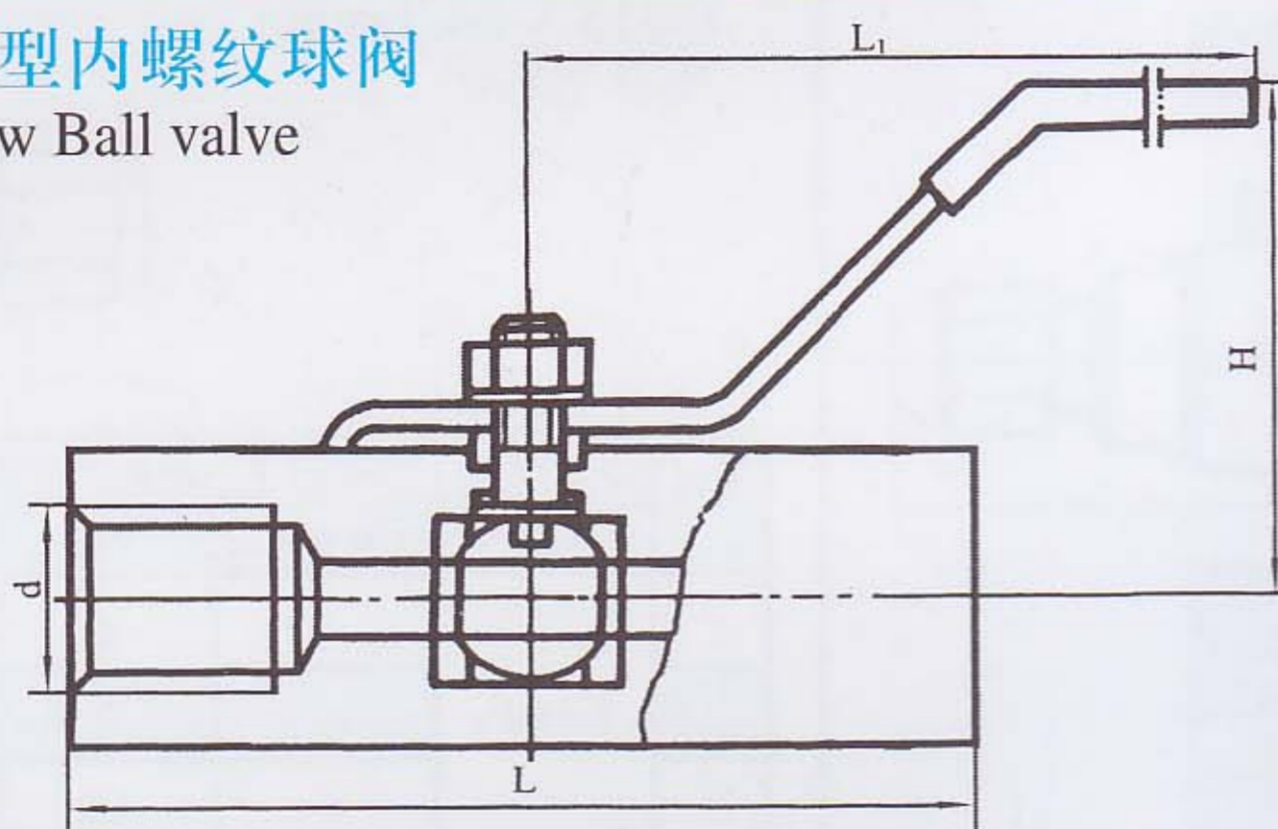
Q11SA-64 Female Ball valve



序号 No	公称压力 PN	公称口径 DN	配管螺纹	外型尺寸				适用温度(°C) Suitable temp
			d	L	L ₁	H	H ₁	
1	6.4 MPa	4	M10 × 1	40	30	32	4	常温 Normal Temp Norm
2			ZG1/8"					
3			G1/8"					
4		6	ZG1/4"	50	38	42	4	
5			G1/4"					
6		8	M16 × 1.5	60	45	50	6	
7			ZG3/8"					
8			G3/8"					
9		10	M20 × 1.5	65	60	60	6	
10			ZG1/2"					
11			G1/2"					

YZQ-2C Q11F-64 型内螺纹球阀

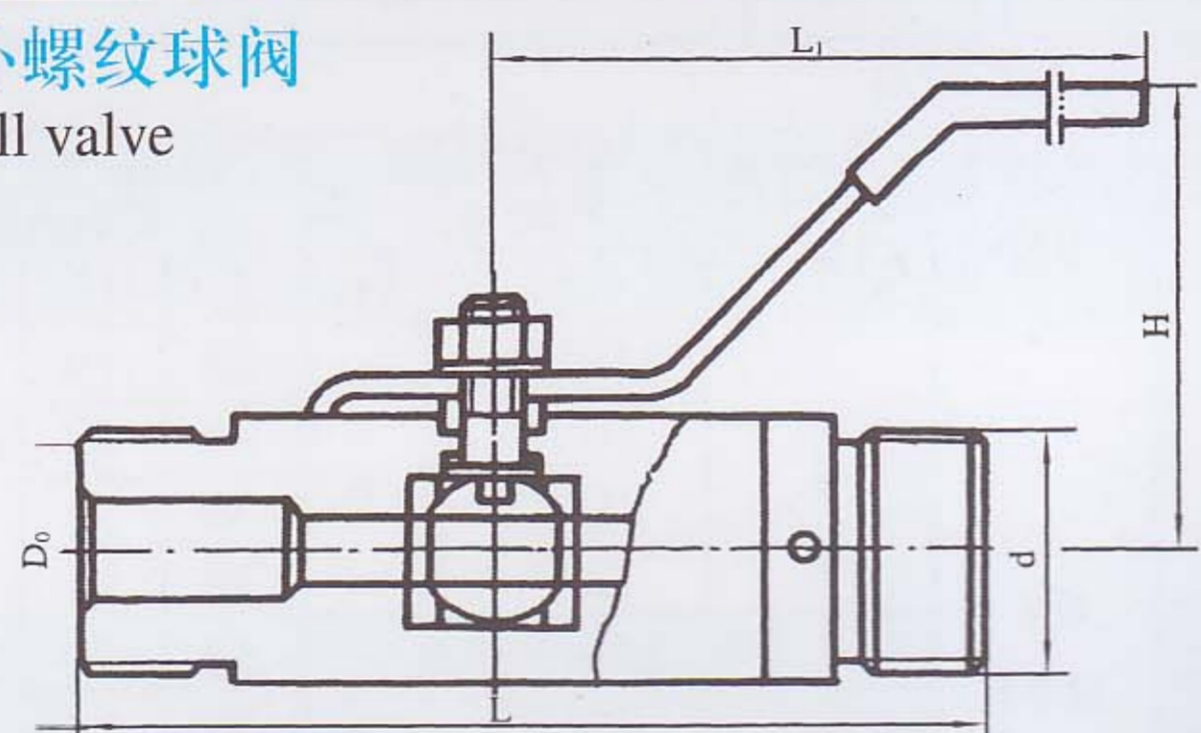
Q11F-64 Female Screw Ball valve



序号 No	公称压力 PN	公称口径 DN	实际口径 DN	配管螺纹 d Pipe thread	管道连接螺纹 Union bonnet	外型尺寸			适用温度(°C) Suitable temp
						L	L ₁	H	
1	6.4 MPa	10	7.5	G3/8"	G3/8"	58	100	45	常温 Normal Temp
2		15	9.5	G1/2"	G1/2"	70	110	50	
3		20	12.5	G3/4"	G3/4"	80	120	52	
4		25	17	G1"	G1"	96	120	64	
5		32	23	G1 1/4"	G1 1/4"	100	130	70	
6		40	25	G1 1/2"	G1 1/2"	110	150	80	

YZQ-3 Q21F-64 型外螺纹球阀

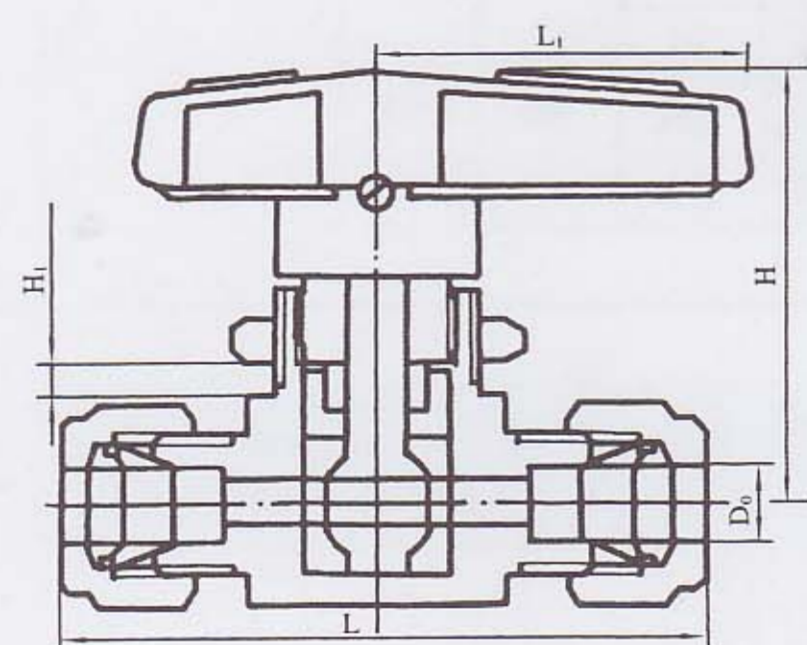
Q21F-64 Male Screw Ball valve



序号 No	公称压力 PN	公称口径 DN	实际口径 DN	配管螺纹 d Pipe thread	配管直径 D ₀	外型尺寸			适用温度(°C) Suitable temp
						L	L ₁	H	
1	6.4 MPa	10	7.5	M24 × 1.5	18	86	100	45	常温 Normal Temp
2		15	9.5	M30 × 2	22	90	110	50	
3		20	12.5	M36 × 2	28	110	120	52	
4		25	17	M42 × 2	34	130	120	64	

YZQ-4 Q91SA-64 型卡套球阀

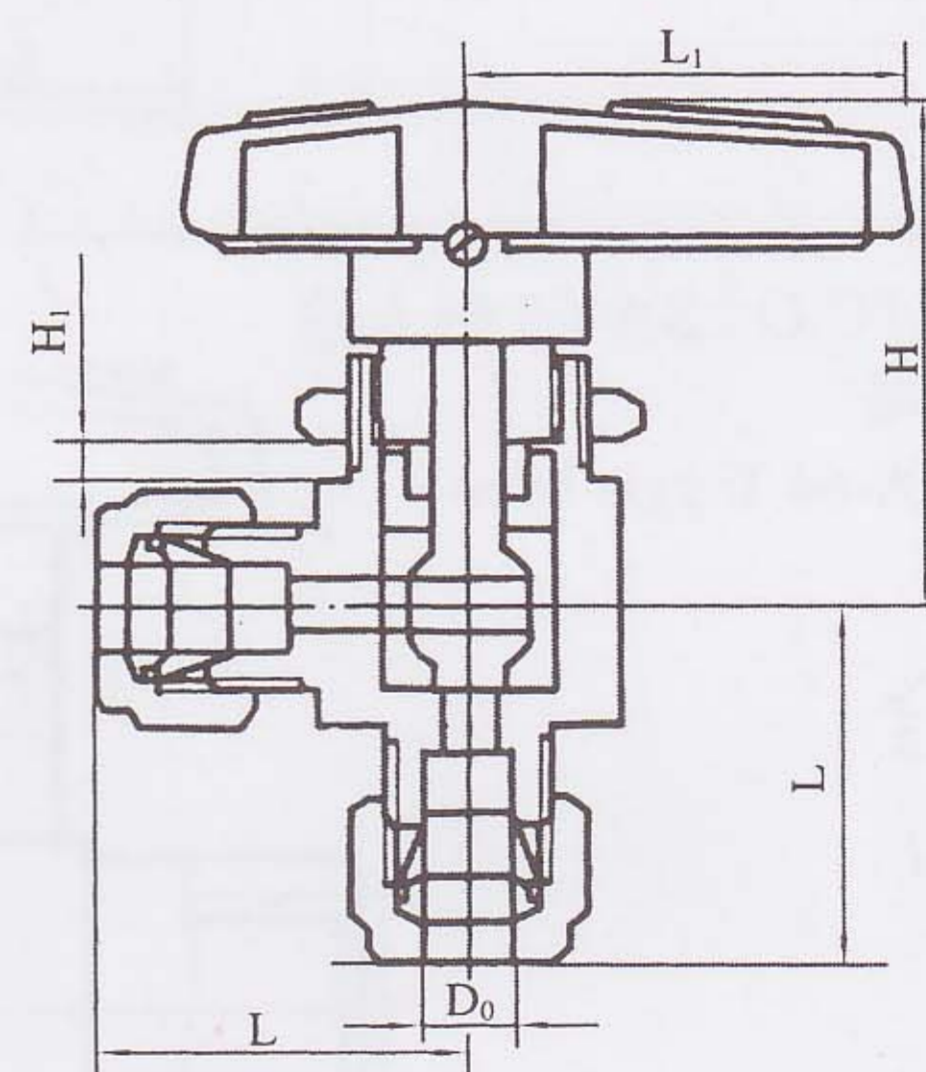
Q91SA-64 Collet valve



序号 No	公称压力 PN	公称口径 DN	配管 外径 D ₀	适用温度(°C) Suitable temp	外型尺寸			
					L	L ₁	H	H ₁
1	6.4 MPa	4	6	常温 Normal Temp	60	30	32	4
2		6	8		65	38	42	4
3		8	10 12		75	45	50	6
4		10	14		88	60	60	6

YZQ-5A Q93SA-64 型卡套角式球阀

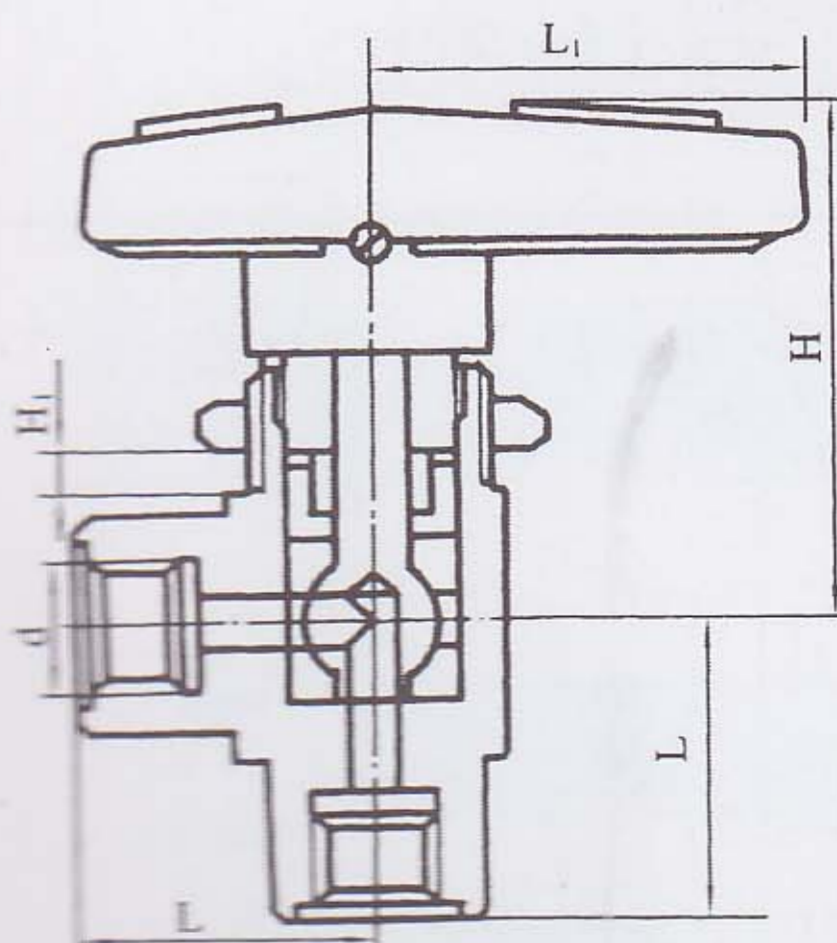
Q93SA-64 Double-Collet Angle Pattern Ball valve



序号 No	公称压力 PN	公称口径 DN	配管 外径 D ₀	适用温度 (°C) Suitable temp	外型尺寸 Overall Size			
					L	L ₁	H	H ₁
1	6.4 MPa	4	6	常温 Normal Temp	30	30	32	4
2		6	8		32	38	42	4
3		8	10		38	45	50	6
		12						
4	10	14	44	60	60	6		

YZQ-5B Q13SA-64 型内螺纹角式球阀

Q13SA-64 Female Angle Pattern Ball valve



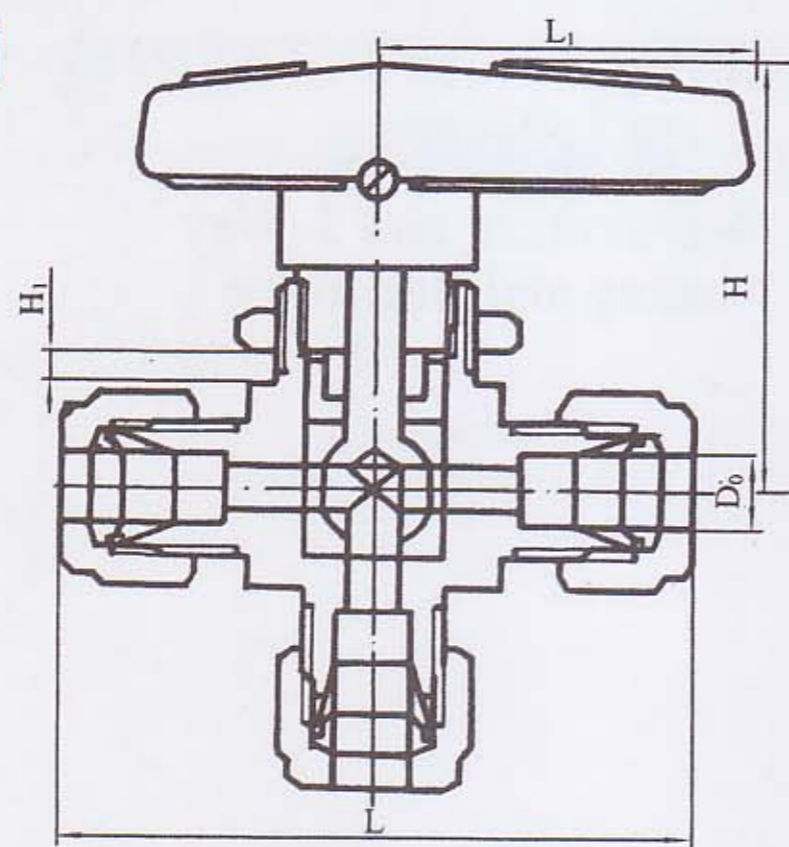
序号 No	公称压力 PN	公称口径 DN	配管螺纹	适用温(°C) Suitable temp	外型尺寸			
			d		L	L ₁	H	H ₁
1	6.4 MPa	4	M10 × 1	常温 Normal Temp	20	30	32	4
2			ZG1/8"					
3			G1/8"					
4		6	ZG1/4"		25	38	42	4
5			G1/4"					
6		8	M16 × 1.5		30	45	50	6
7			ZG3/8"					
8			G3/8"					
9		10	M20 × 1.5		32	60	60	6
10			ZG1/2"					
11			G1/2"					

YZQ 系列测量管路球阀

Ball valve for measure piping

YZQ-6A Q94SA-64 型卡套三通球阀

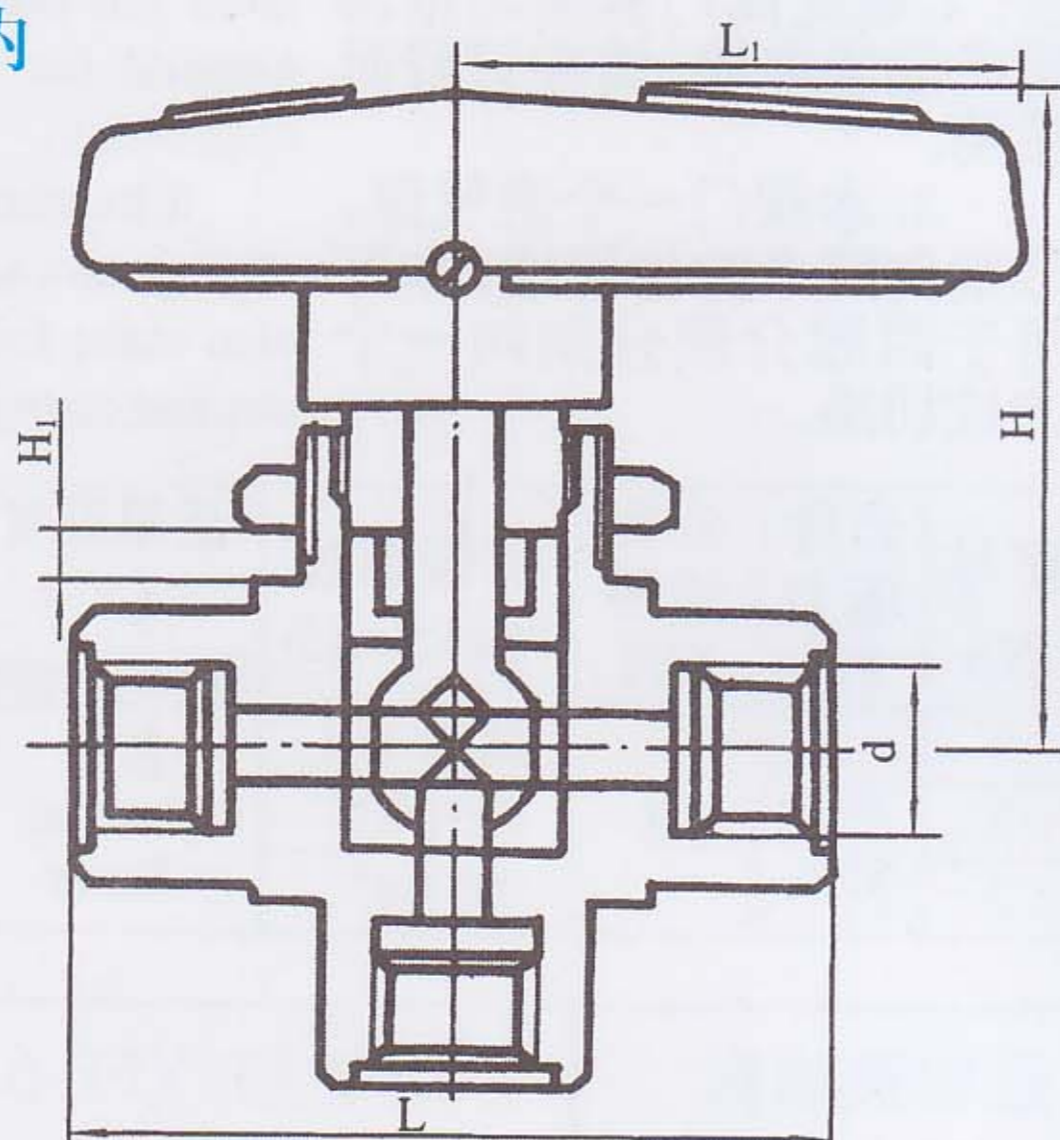
Q94SA-64 Collet 3-Way Ball valve



序号 No	公称压力 PN	公称 口径 DN	配管 外径 D0	适用温度 (°C) Suitable temp	外型尺寸 Overall Size			
					L	L ₁	H	H ₁
1	6.4 MPa	4	6	常温 (°C)	60	30	32	4
2		6	8		65	38	42	4
3		8	10	Normal Temp	75	45	50	6
4		10	14		85	60	60	6

YZQ-6B Q14SA-64 型内 螺纹三通球阀

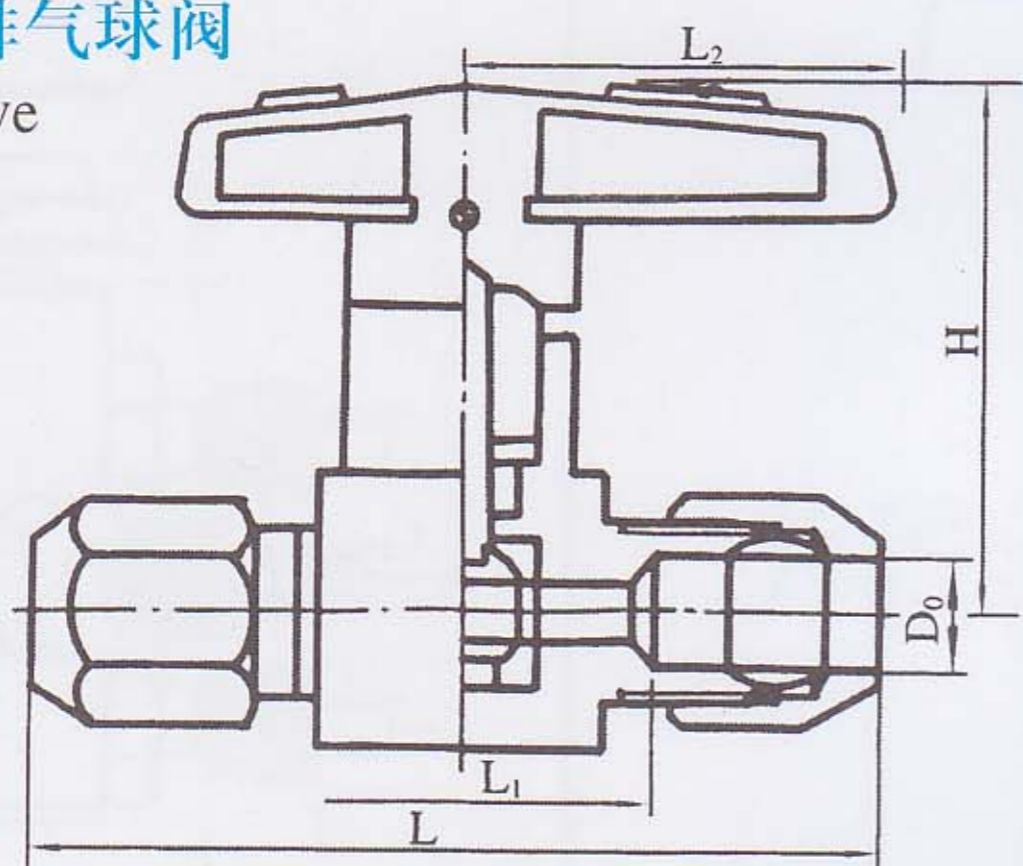
Q94SA-64 Femals Serew 3-
Way Ball valve



序号 No	公称压力 PN	公称口径 DN	配管外径 d	适用温度(°C) Suitable temp	外型尺寸			
					L	L ₁	H	H ₁
1	6.4 MPa	4	M10 × 1	常温 (°C) Normal Temp Norm	40	30	32	4
2			ZG1/8"					
3			G1/8"					
4		6	ZG1/4"		50	38	42	4
5			G1/4"					
6		8	M16 × 1.5		60	45	50	6
7			ZG3/8"					
8			G3/8"					
9		10	M20 × 1.5		65	60	60	6
10			ZG1/2"					
11			G1/2"					

YZQ-7 PQ81SA-64 型排气球阀

PQ81SA-64 Exhaurt Ball valve



说明:

此阀为各系统仪表安装的专用产品, 阀门打开, 进气口与出气口接通, 排气口关闭, 当手轮旋转 90°, 进气口与出气口切断, 出气口与排气口接通, 排出测量仪表气体。

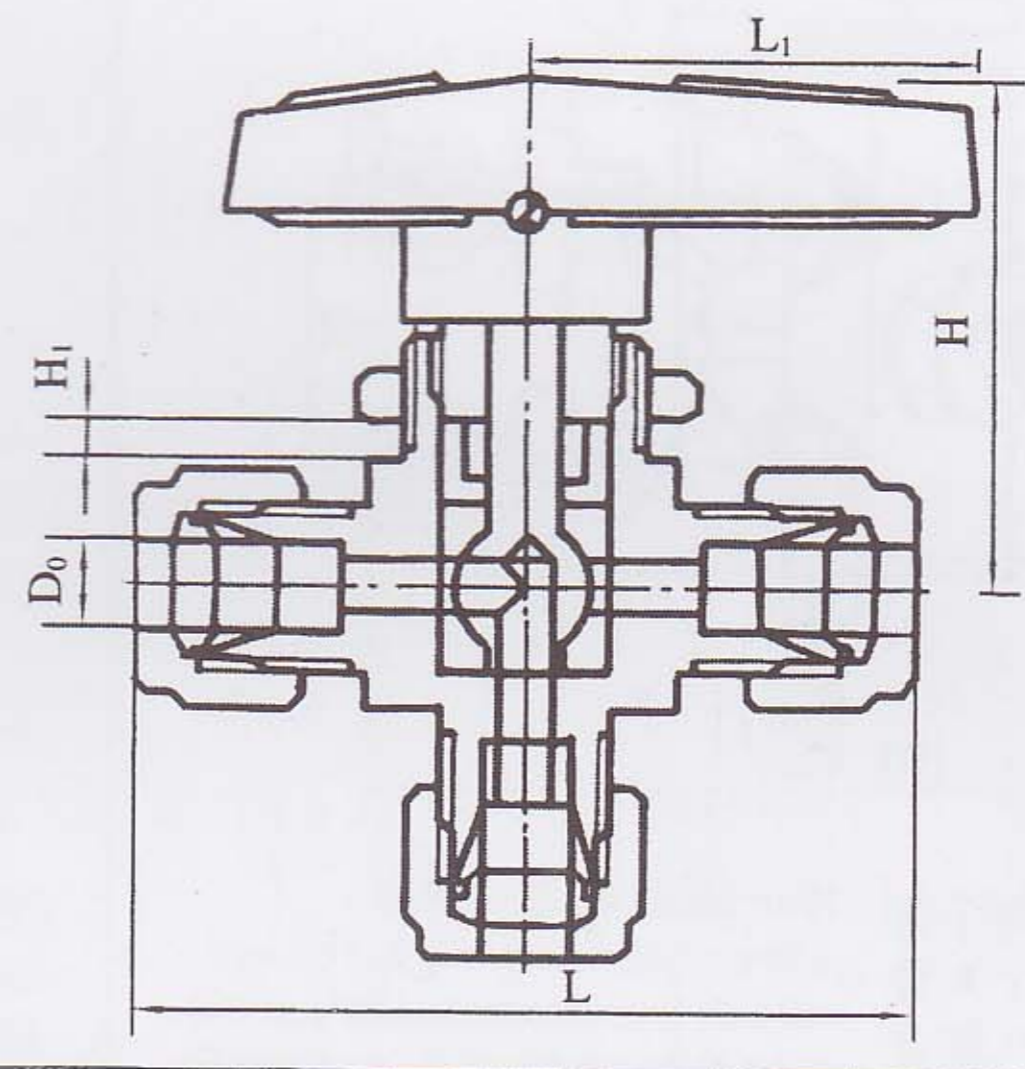
Directions:

It is a special product of various gauge installtions. while the valve opening . the admissor is connected with the outlet and exhaust is closed when the handle is turned 90° ,the admission and outlet are cut off but the outlet is connected wieht he exhaust and the gauge gas is exharter.

序号	公称压力 PN	公称口径 DN	配管外径 D ₀	外型尺寸				适用温度 Suitable temp
				L	L ₂	L ₁	H	
1	6.4 MPa	4	6	62	28	30	32	常温 (°C) Normal Temp
2		6	8	62	28	30	36	
3		8	10	66	36	38	40	

YZQ-8A YFP-1A 型两位一通双卡套球阀

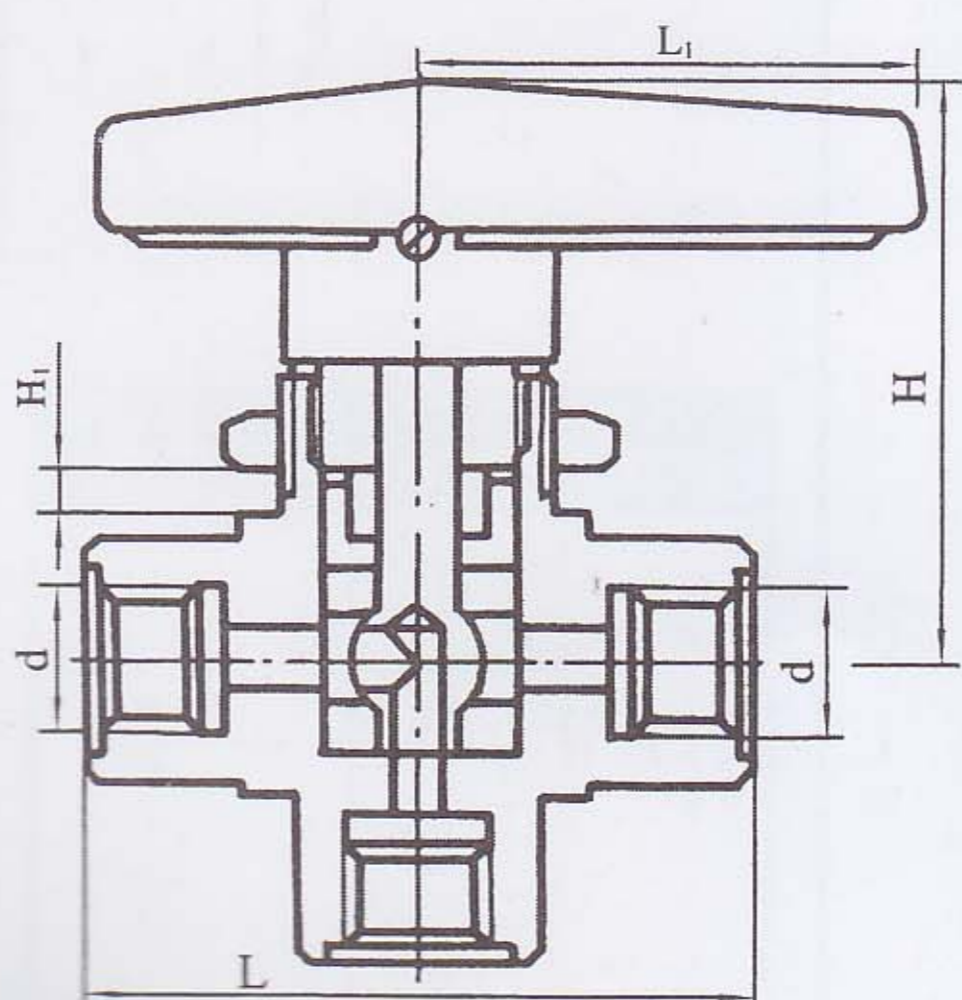
2-Direcption and 1-Way Double Collet Ball valve



序号 No	公称压力 PN	公称 口径 DN	配管 外径 D ₀	适用温度 (°C) Suitable temp	外型尺寸 Overall Size			
					L	L ₁	H	H ₁
1	6.4 MPa	4	6	常温 (°C)	60	30	35	5
2		6	8		65	38	40	5
3		8	12	Normal Temp	85	45	55	7
4		10	14		85	60	65	7

YZQ-8B YFP-1B 型两位 一通内螺纹切换球阀

YFP-1B 2-Direction and 1-
way Female cutting and
chaning Ball valve



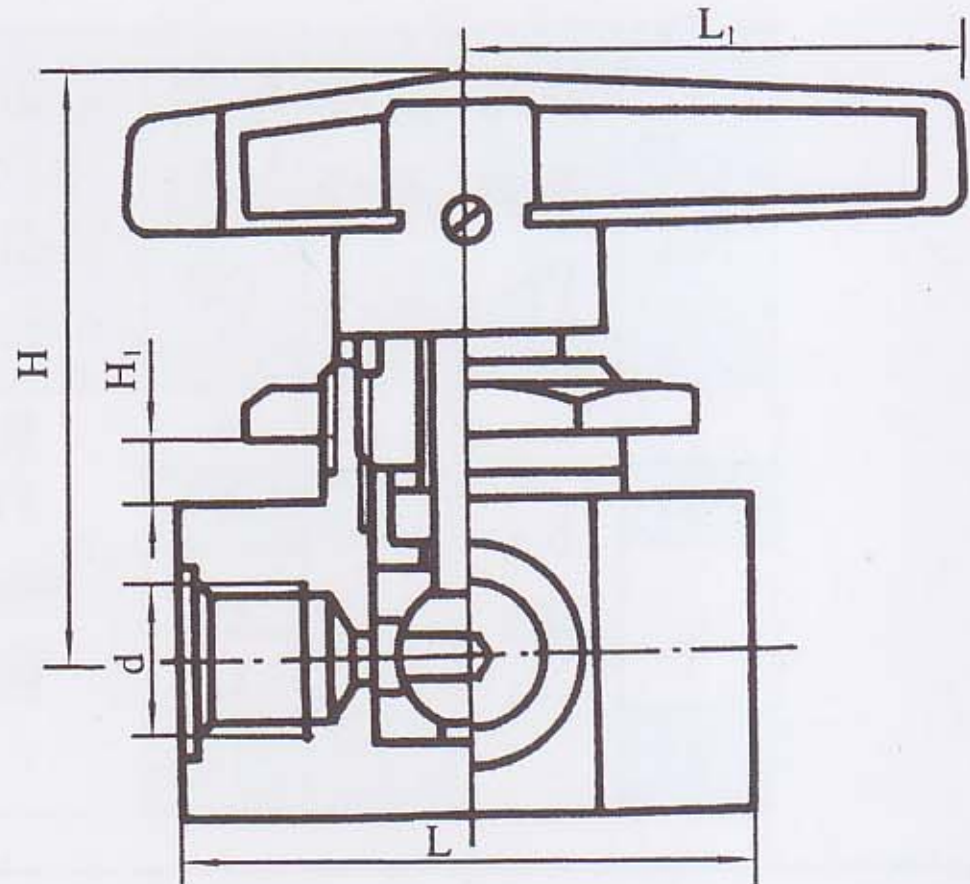
序号 No	公称压力 PN	公称口径 DN	配管螺纹 Pipe thread(d)	适用温度 Suitable temp	外型尺寸			
					L	L ₁	H	H ₁
1	6.4 MPa	4	M10 × 1	常温 (°C) Normal temp	40	30	32	4
2			ZG1/8"					
3			G1/8"					
4		6	ZG1/4"		50	38	42	4
5			G1/4"					
6		8	M16 × 1.5		60	45	50	6
7			ZG3/8"					
8			G3/8"					
9		10	M20 × 1.5		65	60	60	6
10			ZG1/2"					
11			G1/2"					

YZQ 系列测量管路球阀

Ball valve for measure piping

YZQ-9 YFP-2 型两位一通切换球阀

YFP-2 2-Direction and 1-Way Female cutting and chaning Ball valve



注: 1. 如用户连接需塑料管或钢管式, 请在订货时注明, 我厂将配制相应的终端接头。

2. 本阀具有两个进气源接口, 一般用于两股介质的同时切换。

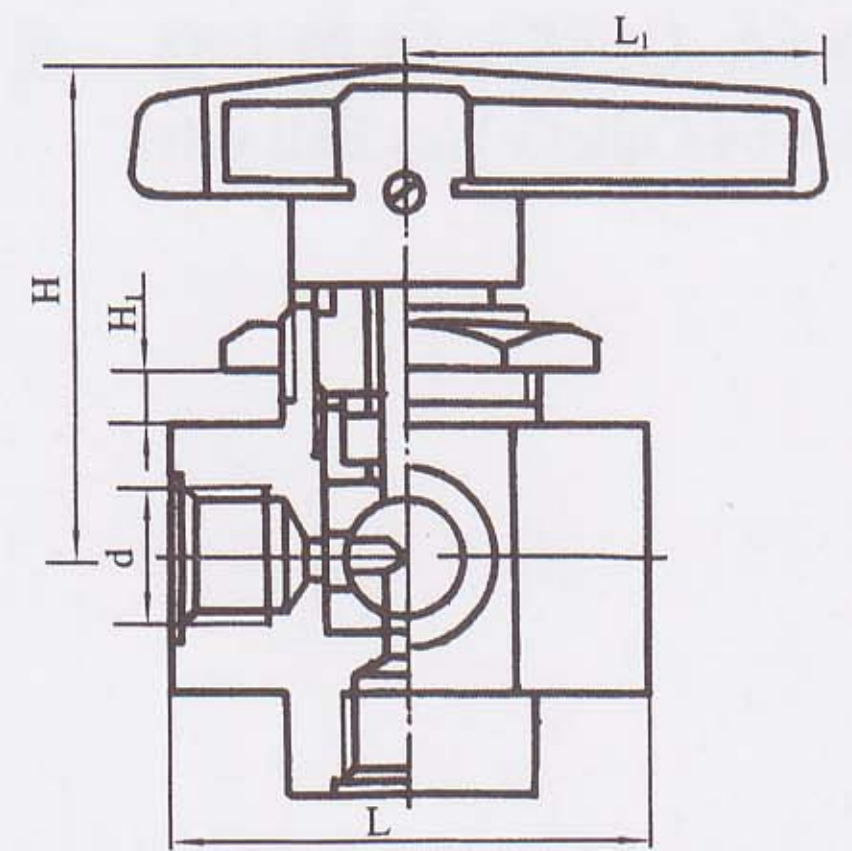
Notes: 1. If the plastic of copper are needed for connexion. please givta clear order. well provide relevant extreme joints.

2. It has two admission connectors and is for the two whiffs of the medicm to be cut and changed at the same time.

序号 No	公称压力 PN	公称口径 DN	配管螺纹 Pipe thread(d)	适用温度 Suitable temp	外型尺寸			
					L	L ₁	H	H ₁
1	6.4 MPa	2.4	M10 × 1	常温 (°C) Normal Temp	50	45	55	5
2			ZG1/8"					
3			ZG1/4"					

YZQ-10 YFP-3 型四位一通切换球阀

4-Direction and 1-Way cutting and Ball valve



注: 1. 若此阀门需要与塑料管或铜管连接, 请在订货时注明。

2. 本阀门一个进气源, 分别向四个方位切换, 亦可用于四股介质分别向一个方位切换。

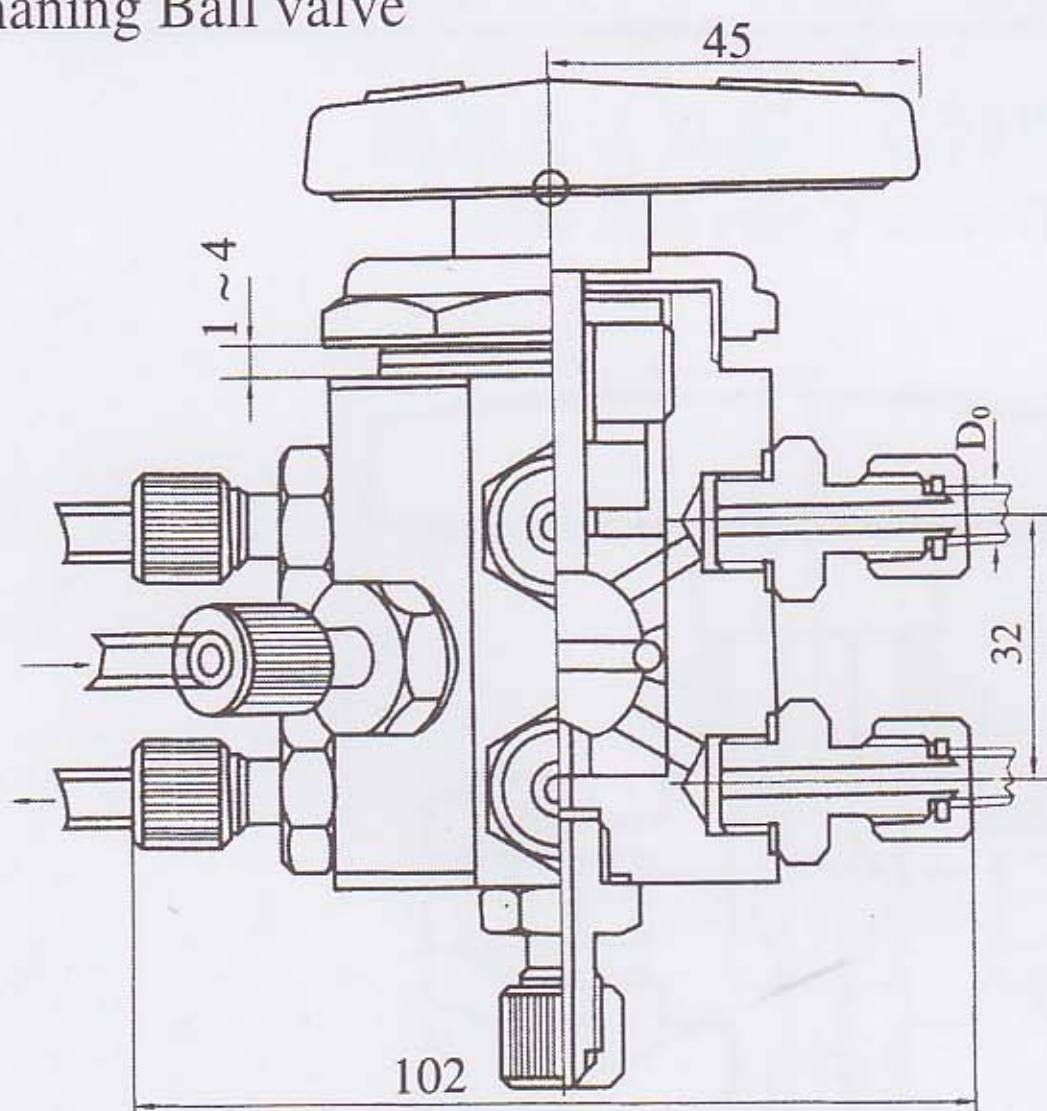
Note: 1. If the plastic or copper pipes are needed for connexion. please givta clearorder.

2. Its admission connector can cat and change towards four directions and can also make four whiffs of the medicm be cut and changed to one direction.

序号 No	公称压力 PN	公称口径 DN	配管螺纹 Pipescrew(d)	适用温度 (°C) Suitable temp	外型尺寸 Overall Size			
					L	L ₁	H	H ₁
1	6.4 MPa	2.4	M10 × 1	常温 Normal Temp	50	45	55	5
2			ZG1/8"					
3			ZG1/4"					

YZQ-11 YFP-4 型四位两通切换球阀

4-Direction and 2-Way Cutting and chaning Ball valve



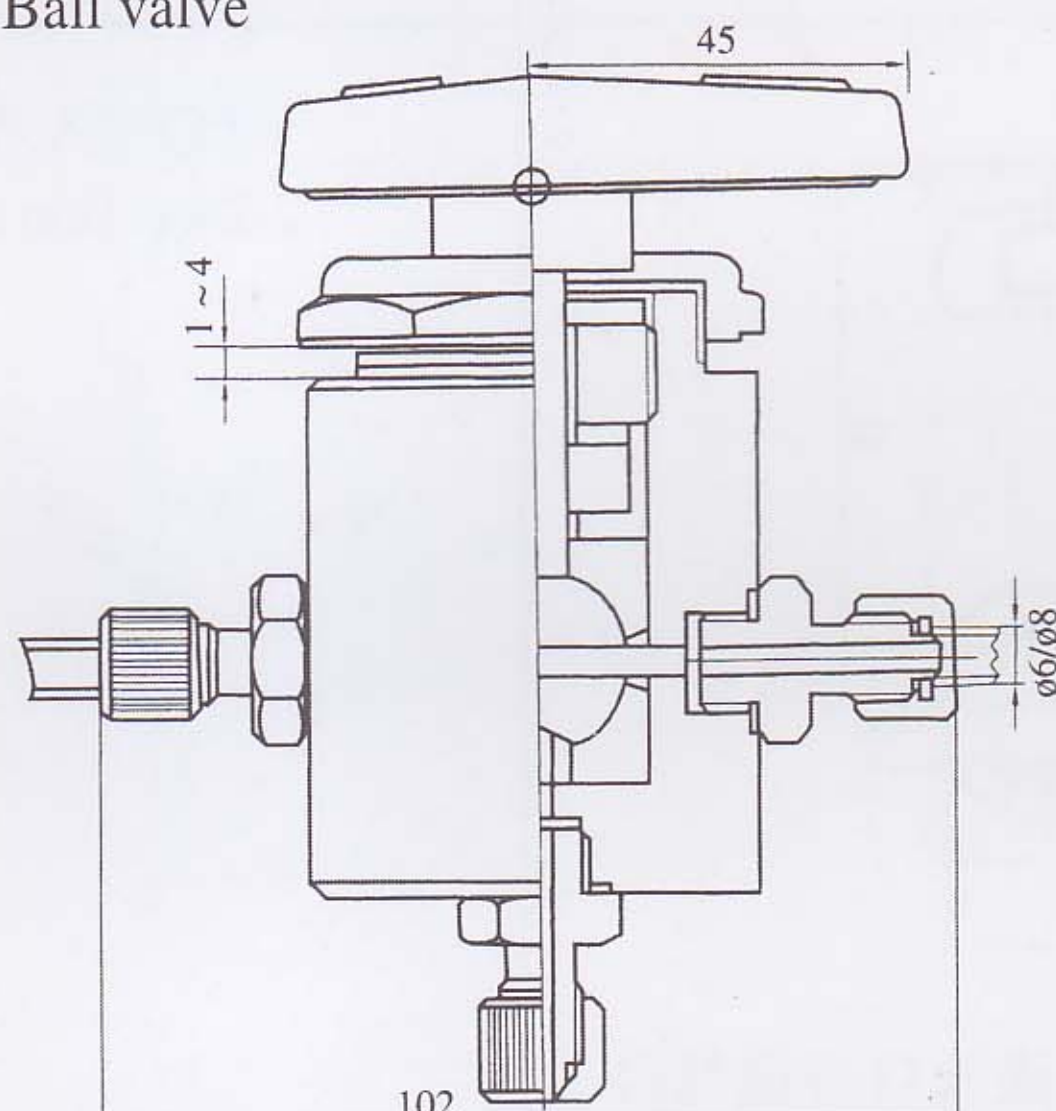
注: 本阀门具有两个进气源, 分别向四个方位切换, 亦可用于八股介质分别向两个方位切换。

Note: It has two admission connectors and can cut and change towards four directions and can also make eight whiffs of the medium be cut and changed to two directions.

性能规范 Performance standard	公称压力: 1MPa; 公称口径: DN4 PN: 1MPa DN: DN4
适用介质 Suitable medicm	各种气体和非腐蚀介质 All kinds of gas and noncorrosive medium
配管尺寸 D0 Pipe size	配管 $\phi 6 \times 1$ 塑料管或尼龙管 Pipe: piasticor nylon pipes of $\phi 6 \times 1$

YZQ-12 YFP-5 型六位一通切换球阀

4-Direction and 2-Way Cutting and chaning Ball valve



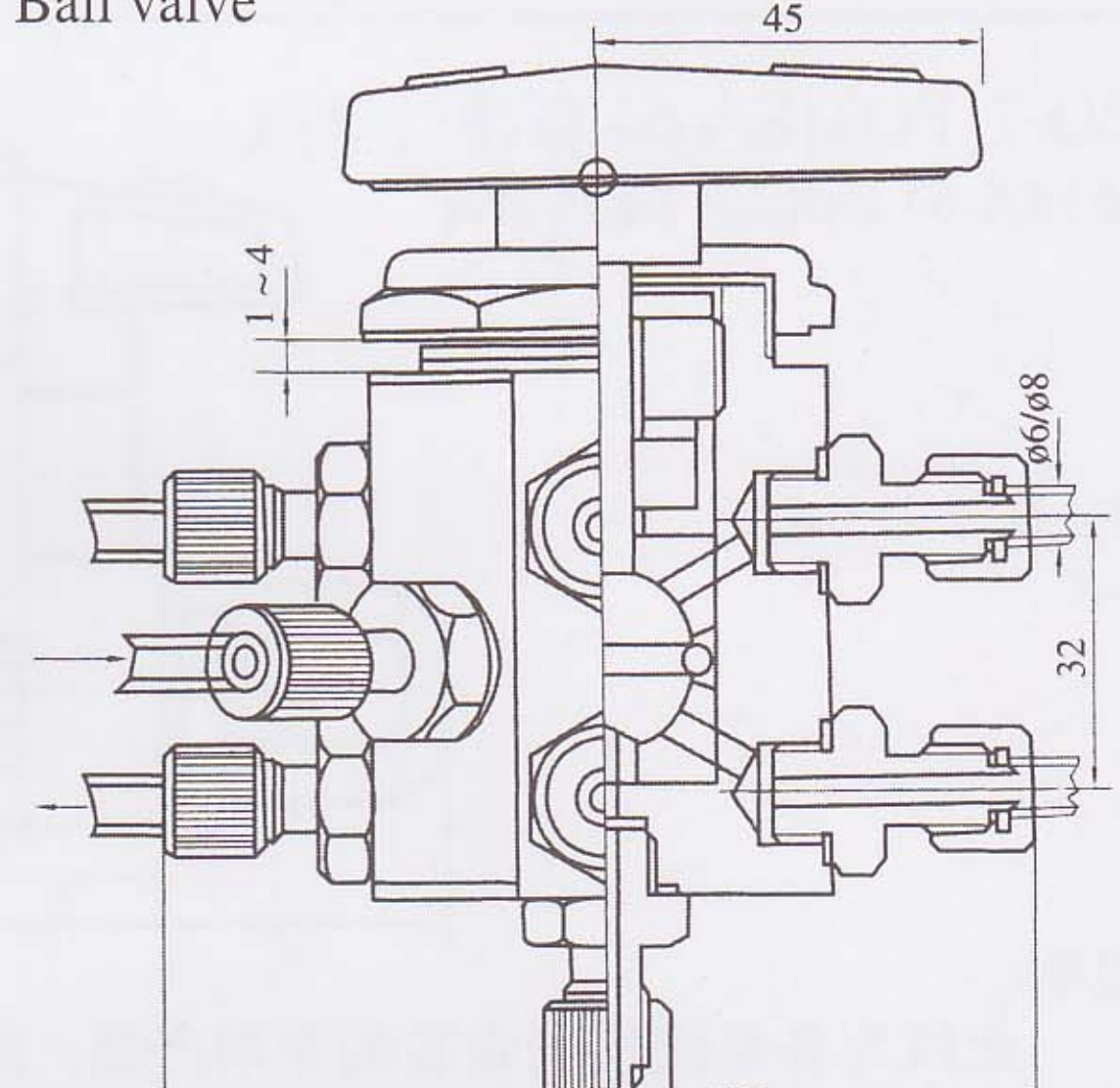
注: 本阀门有一个进气源, 分别向六个方位切换, 亦可用于六个方向一个出口切换。

Note: The valve has one admission connector and change towards six directions or six directions to wards one outlet.

性能规范 Performance standard	公称压力: 1MPa; 公称口径: DN4 PN: 1MPa DN: DN4
适用介质 Suitable medicm	各种气体和非腐蚀介质 All kinds of gas and noncorrosive medium
配管尺寸 D0 Pipe size	配管 $\phi 6 \times 1$ 塑料管或尼龙管 Pipe: piasticor nylon pipes of $\phi 6 \times 1$

YZQ-13 YFP-6 型六位两通切换球阀

YFP-6 Direction and 1-Way Cutting and chaning Ball valve



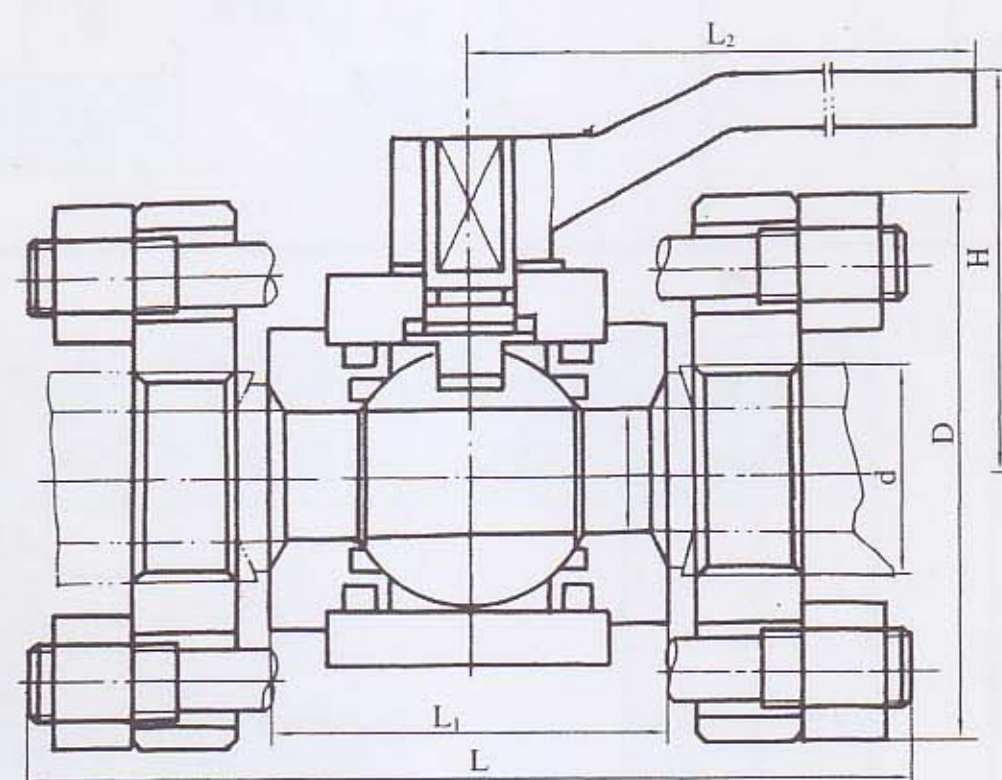
注: 本阀门具有两个进气源, 分别向六个方位切换, 亦可用 12 个方位分别向两个方向切换。

Note: The valve has two admirriion connectors and can cut and change towards six directions or twelve dirctions to two directions.

性能规范 Performance standard	公称压力: 1MPa; 公称口径: DN4 PN: 1MPa DN: DN4
适用介质 Suitable medicm	各种气体和非腐蚀介质 All kinds of gas and noncorrosive medium
配管尺寸 D0 Pipe size	配管 $\phi 6 \times 1$ 塑料管或尼龙管 Pipe: piasticor nylon pipes of $\phi 6 \times 1$

YZQ-14 Q61N-160、320 型高压球阀

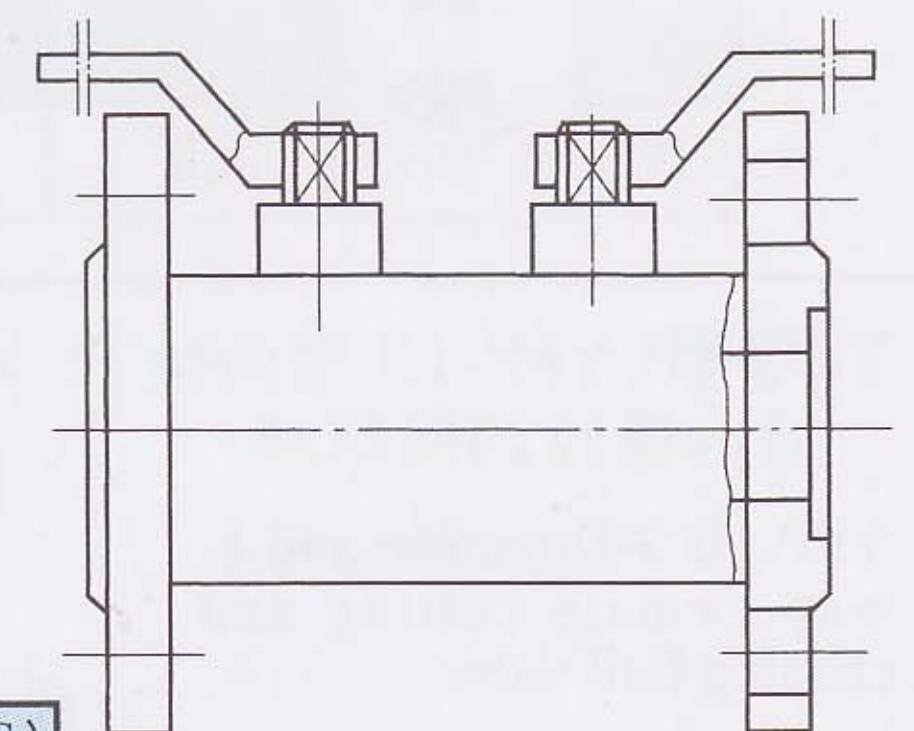
Q61N-160、320 Hight pressure Ball valve



序号 No	公称压力 PN	公称口径 DN	外形尺寸					适用温度 (°C) Suitable temp
			L	L ₁	L ₂	D ₁	D ₂	
1	16 MPa 32	10	150	60	160	90	10	-40°C -50°C
2		15	170	70	160	100	23	
3		20	190	81	250	110	29	
4		25	205	95	250	115	36	
5		32	230	110	350	150	43	
6		40	260	120	450	170	49	
7		50	330	150	450	200	61	

YZQ-15 QQ41F 双联球阀

QQ41F Double Union Ball valve




公称压力 PN	公称口径 DN	适用温度 (°C) Suitable temp
1.6 2.5 4.0 MPa	15	-20°C -150°C
	20	
	25	
	32	
	40	
	50	
	65	
	80	
100		

YZ 仪表系列阀组

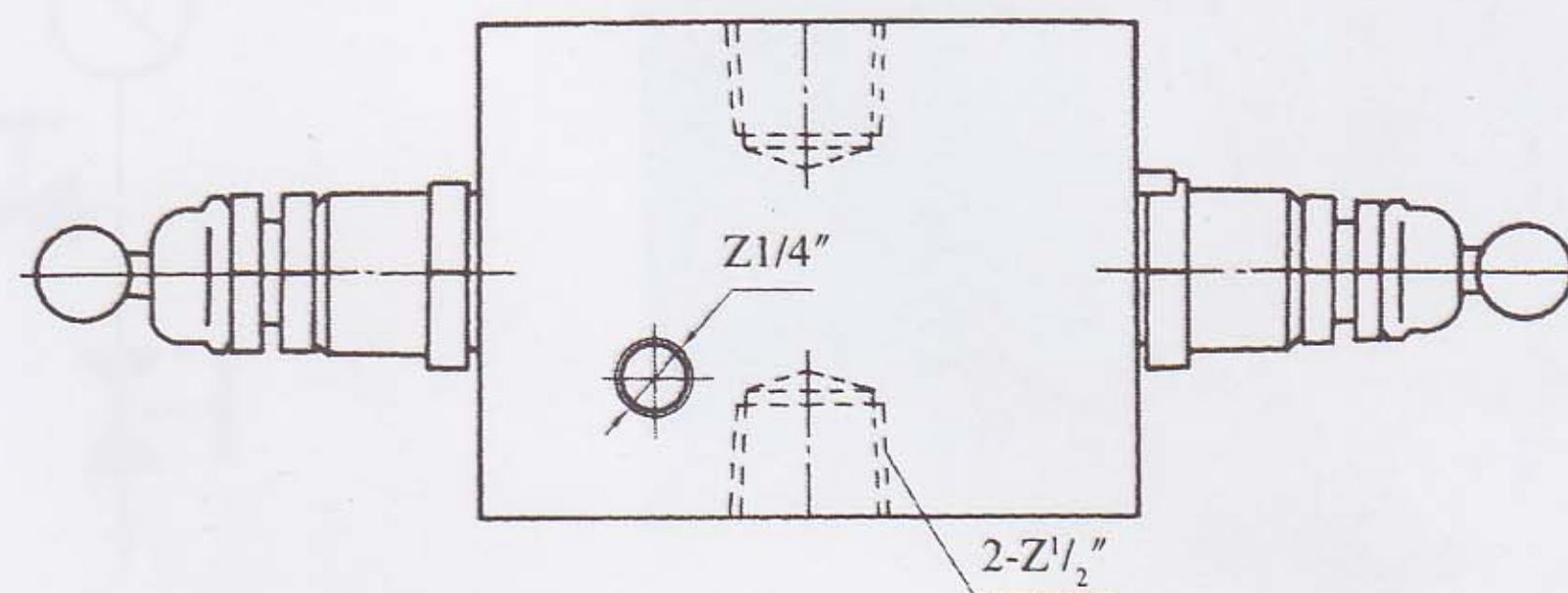
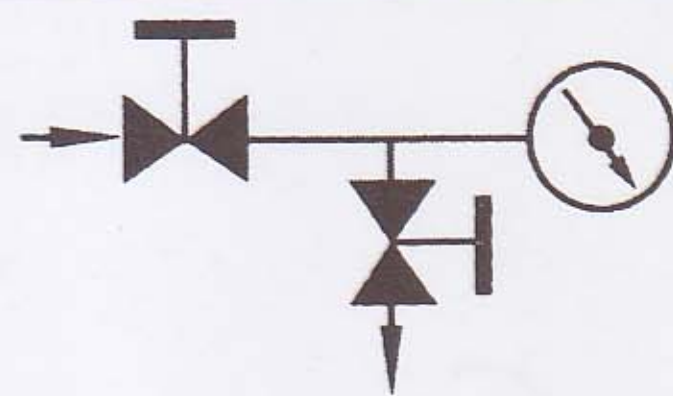
Gauge series valves

EF-1 型二阀组

EF-1 Two series valve



序号	公称压力 PN	公称口径 DN	适用温度 °C	阀体材料
1	20MPa	5	-20 ~ 440	35#
2	20MPa	5	-70 ~ 240	1Cr18Ni9Ti
3	40MPa	5	-20 ~ 440	35#
4	40MPa	5	-70 ~ 240	1Cr18Ni9Ti



这种阀组将切断、校准、和排气三种装置集于一体，结构小巧，减少了易漏接头。该阀有两个凹形接头，可供压力计、压力传感器或压力开关安装使用。接头螺纹可根据用户需要为PT、PF、NPT、G、ZG、R等，请在订货时注明。

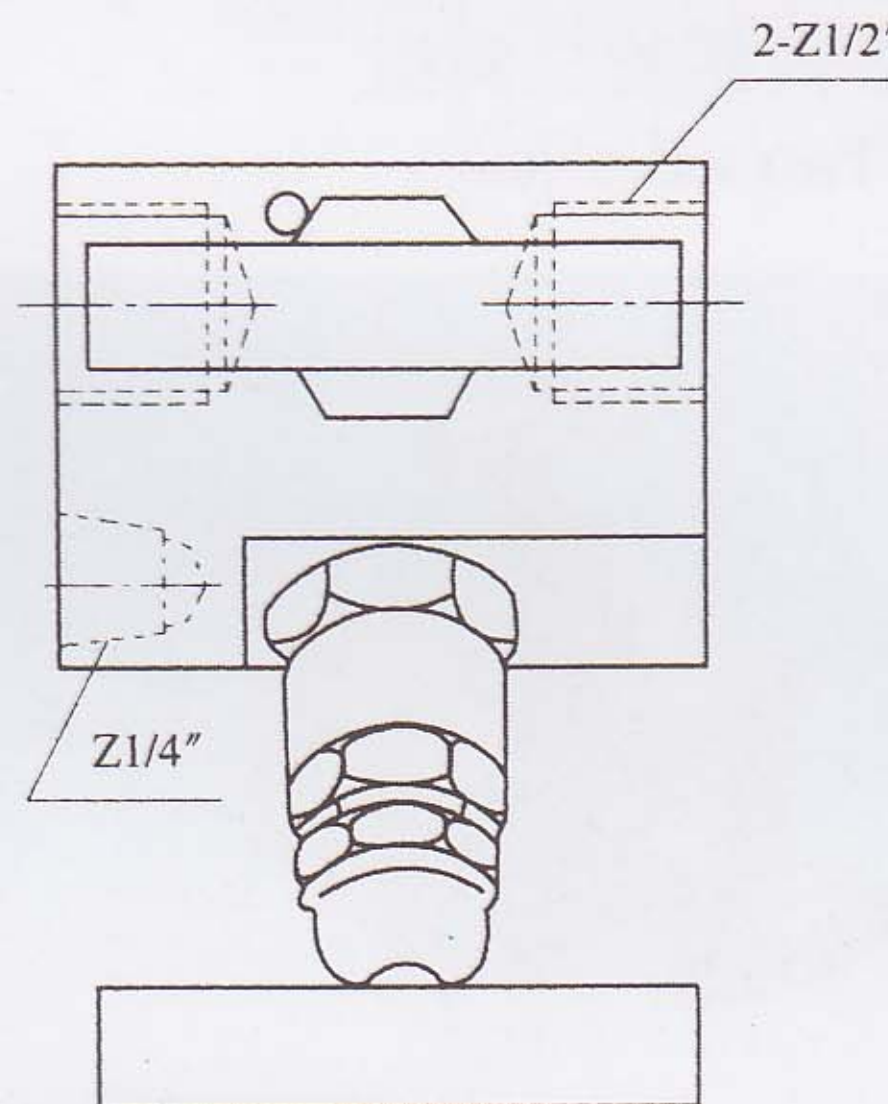

This valve makes cutting, calibrating and exhausting as one, has the simple structure, reduces the easily leaking connectors. It has two sunken connectors for the installation of the manometer, pressure transducer or pressure switch. The union bonners can be chosen to wre from the standards of PT, PF, NPT, G, ZG, R, etc. Pleare give a definite order.

EF-2 型二阀组

EF-2 Two series valve



序号	公称压力 PN	公称口径 DN	适用温度 °C	阀体材料
1	20MPa	5	-20 ~ 440	35#
2	20MPa	5	-70 ~ 240	1Cr18Ni9Ti
3	40MPa	5	-20 ~ 440	35#
4	40MPa	5	-70 ~ 240	1Cr18Ni9Ti




这种阀组将切断、校准、和排气三种装置集于一体，结构小巧，减少了易漏接头。该阀组有凹形接头，可供压力计、压力传感器或压力开关安装使用。接头螺纹可根据用户需要为PT、PF、NPT、G、ZG、R等，请在订货时注明。

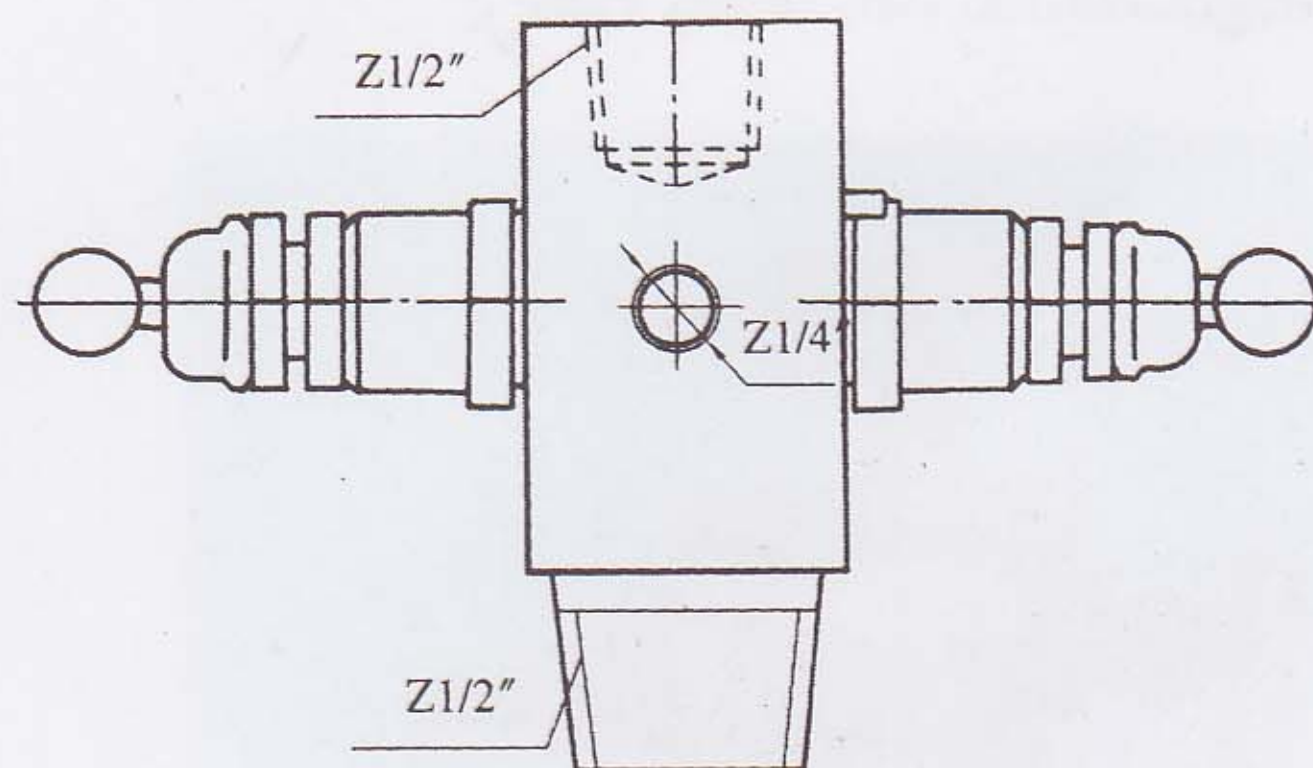
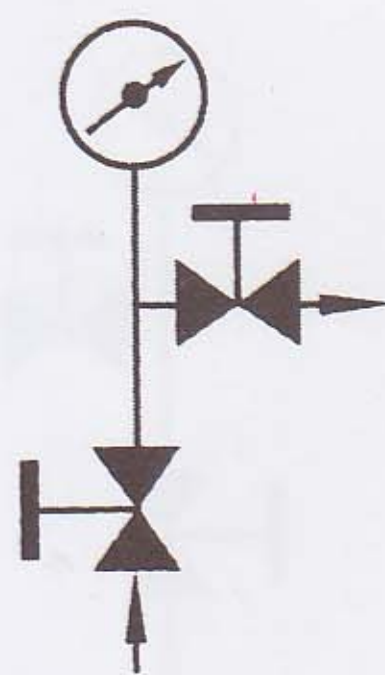
This valve makes cutting, calibrating and exhausting as one, has the simple structure, reduces the easily leaking connectors. It has two sunken connectors for the installation of the manometer, pressure transducer or pressure switch. The union bonners can be chosen to wre from the standards of PT, PF, NPT, G, ZG, R, etc. Pleare give a definite order.

EF-3 型二阀组

EF-3 Two series valve



序号	公称压力 PN	公称口径 DN	适用温度 °C	阀体材料
1	20MPa	5	-20 ~ 440	35#
2	20MPa	5	-70 ~ 240	1Cr18Ni9Ti
3	40MPa	5	-20 ~ 440	35#
4	40MPa	5	-70 ~ 240	1Cr18Ni9Ti



这种阀组将切断、校准、和排气三种装置集于一体，结构小巧，减少了易漏接头。该阀有一对凹形和凸形接头，可供压力计、压力传感器或压力开关安装使用。接头螺纹可根据用户需要为PT、PF、NPT、G、ZG、R等，请在订货时注明。

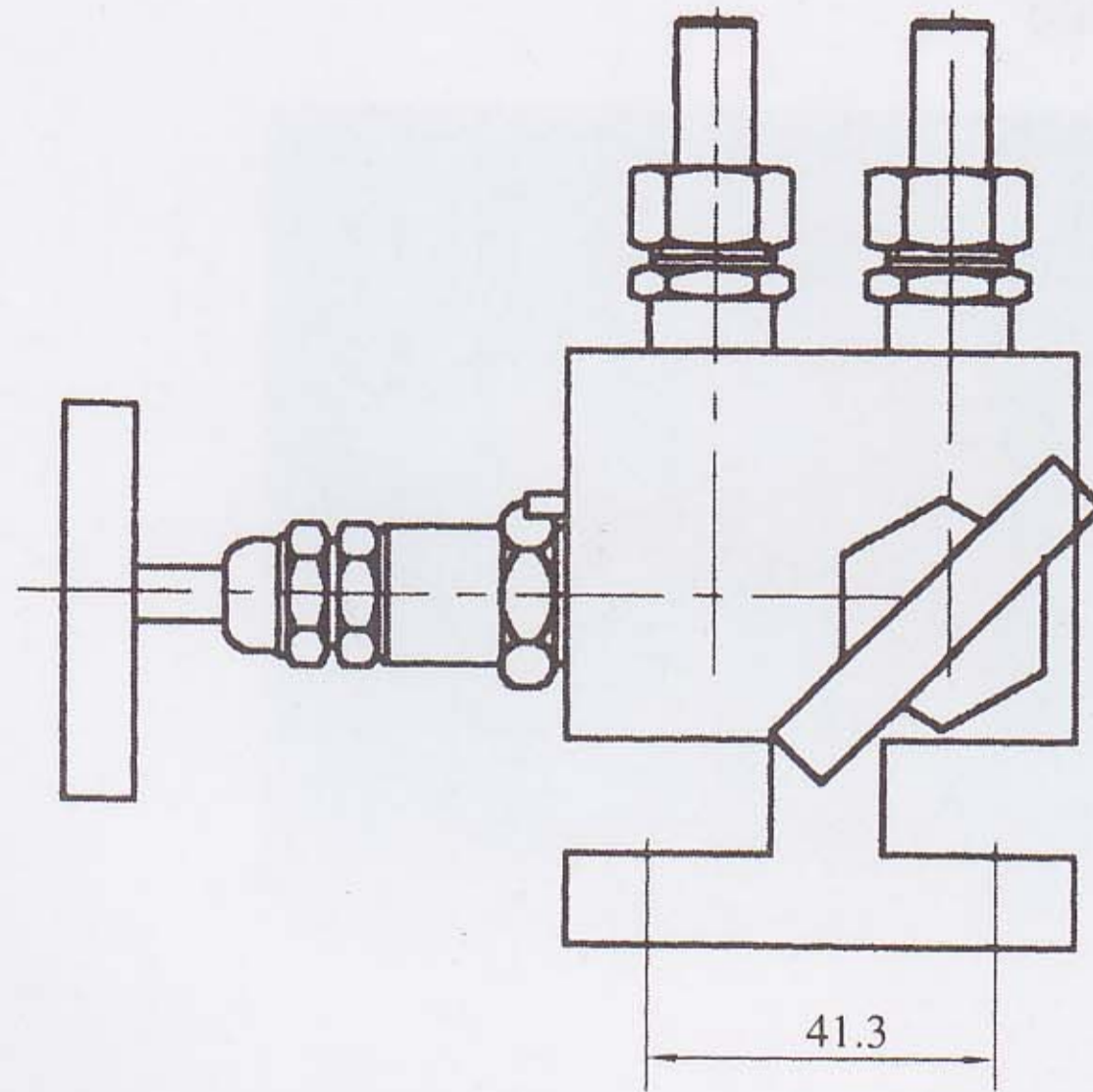
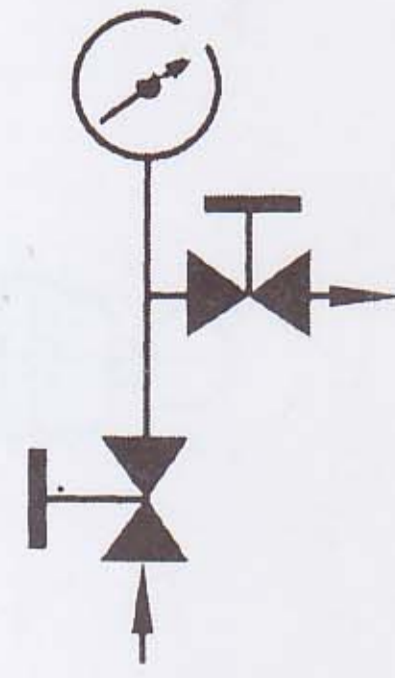

This valve makes cutting, calibrating and exhausting as one, has the simple structure, reduces the easily leaking connectors. It has two sunken connectors for the installation of the manometer, pressure transducer or pressure switch. The union bonners can be chosen to wre from the standards of PT, PF, NPT, G, ZG, R, etc. Pleare give a definite order.

YZ 仪表系列阀组

Gauge series valves

1151 型二阀组

1150 Two series Valve



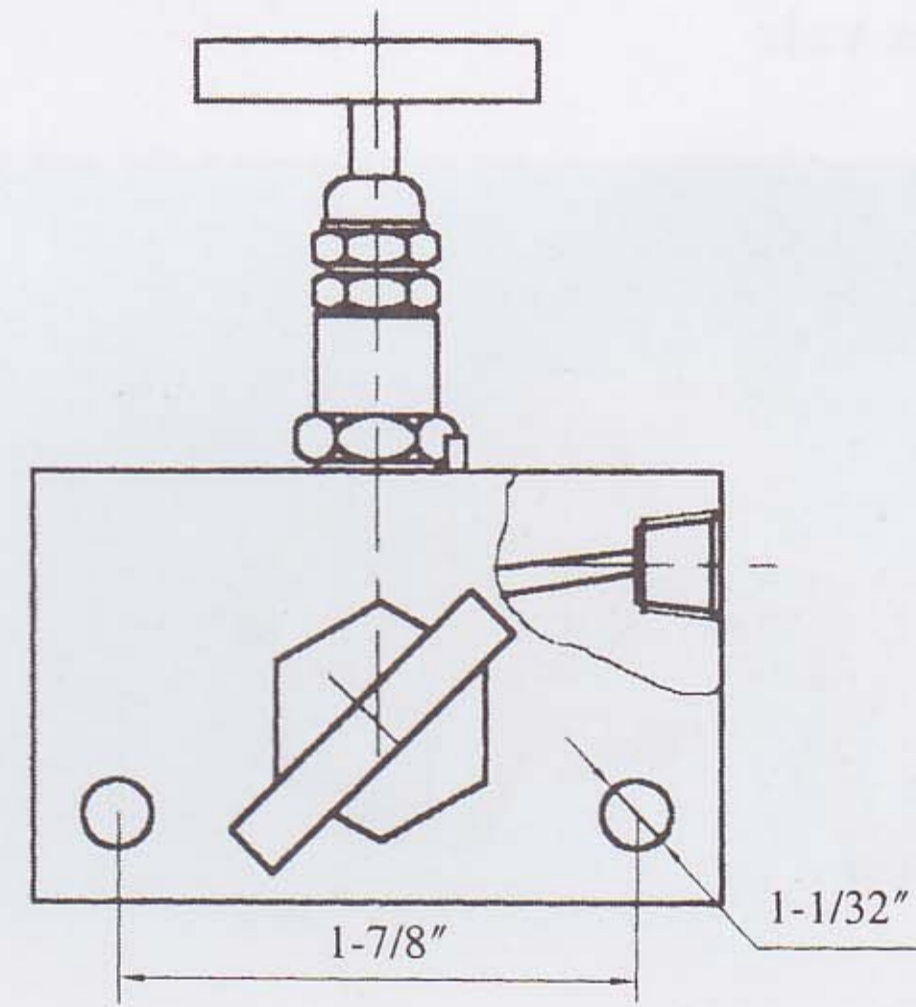
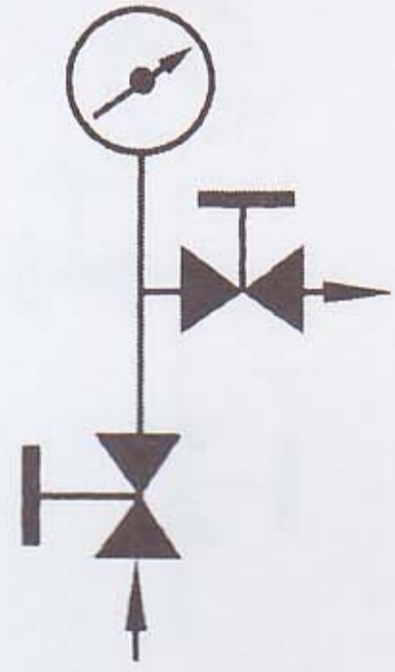

序号	公称压力 PN	公称通径 DN	适用温度 °C	阀体材料
1	20MPa	5	-20 ~ 440	35#
2	20MPa	5	-70 ~ 240	1Cr18Ni9Ti
3	40MPa	5	-20 ~ 440	35#
4	40MPa	5	-70 ~ 240	1Cr18Ni9Ti

该阀组集切断、校准和排气三种装置于一体，通过法兰可与变送器直接连接，结构小巧，利于安装。

This valve makes cutting, calibrating and exhausting as one, has the simple structure, reduces the easily leaking connectors.

SS-M2F8 内螺纹二阀组

SS-M2F8 Two series valve



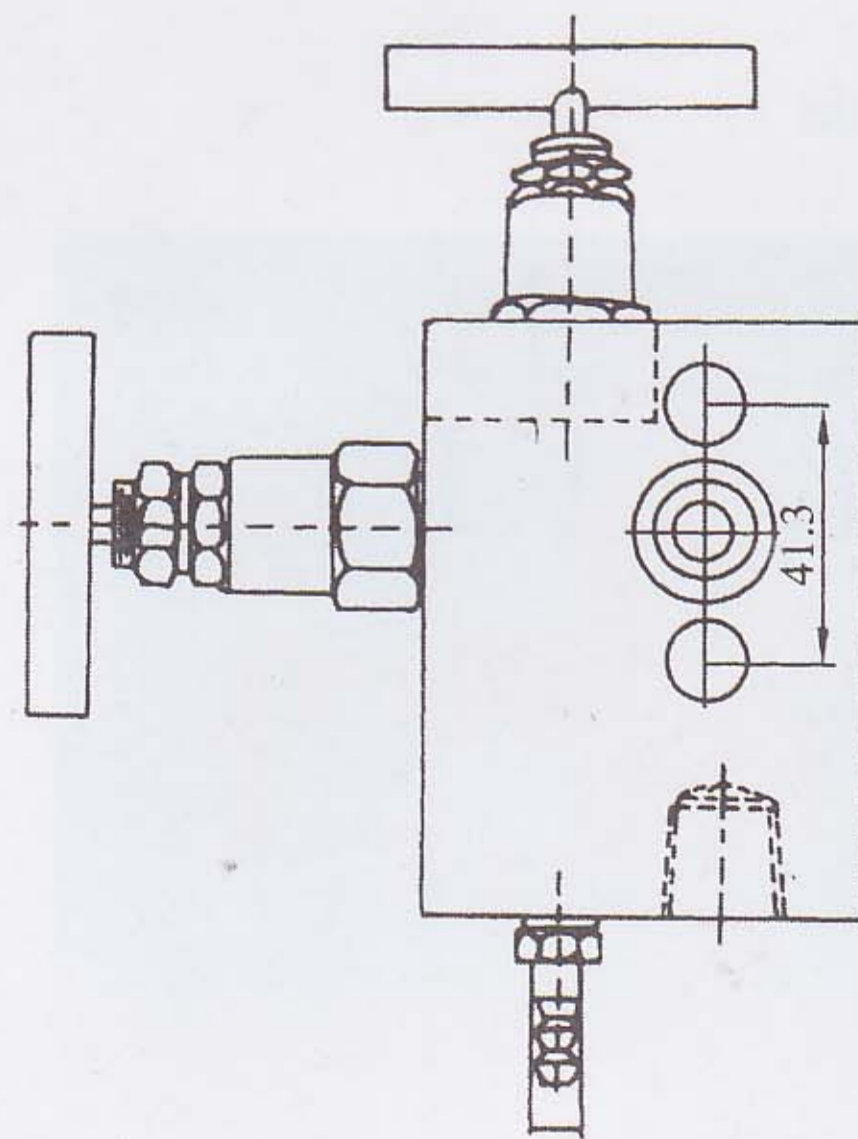
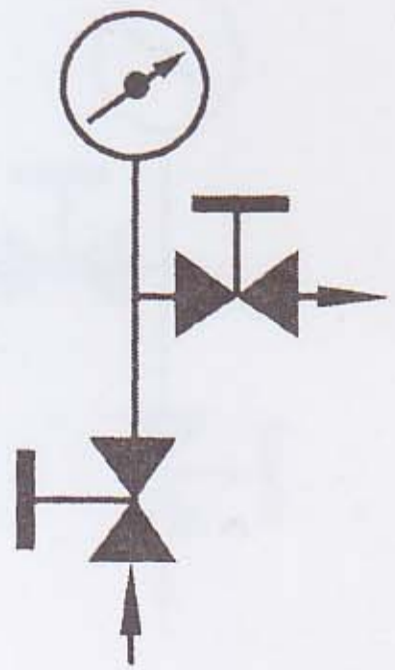

序号	公称压力 PN	公称通径 DN	适用温度 °C	阀体材料
1	20MPa	5	-20 ~ 440	35#
2	20MPa	5	-70 ~ 240	1Cr18Ni9Ti
3	40MPa	5	-20 ~ 440	35#
4	40MPa	5	-70 ~ 240	1Cr18Ni9Ti

该阀组是在借鉴新加坡阀组的基础上改进的，其结构小巧灵活，通过安装孔把阀组和变送器固定在支架上，解决了现场仪表一体化装置中无法固定阀组的难题。

This valve makes cutting, calibrating and exhausting as one, has the simple structure, reduces the easily leaking connectors.

YEF 一体化二阀组

YEF integralization two series valve



序号	公称压力 PN	公称通径 DN	配管外径	适用温度 °C	材料
1	20MPa	5	φ14	-20 ~ 440	35#
2	20MPa	5	φ14	-70 ~ 240	1Cr18Ni9Ti

该阀将切断、校准和排气三种装置集于一体，结构小巧，可直接固定在变送器上，减少了易漏接头。


This valve integrates the three devices of cutting, gauging, and exhaustion into one body; its structure is compact and it can be directly fixed on the transmitter to reduce free-leaking connectors.

YZ 仪表系列阀组

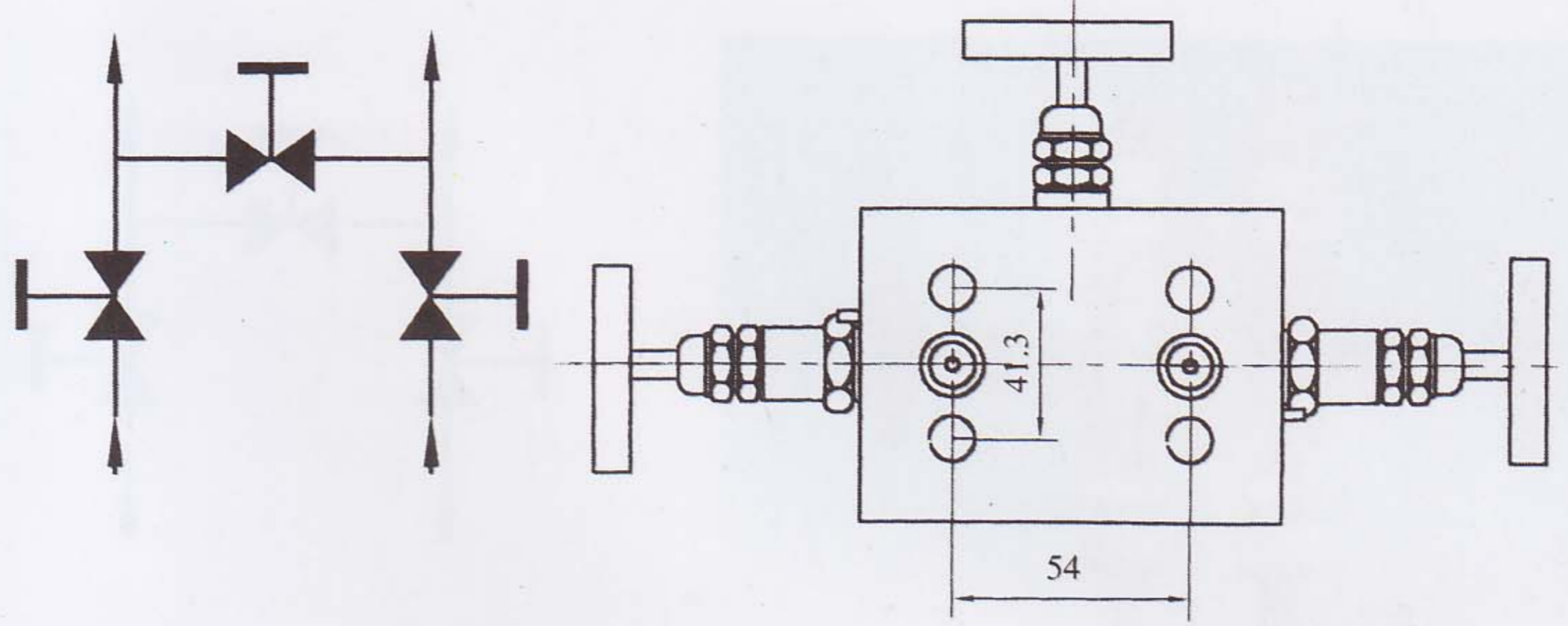
Gauge series valves

1151 三阀组

1151 Three series valve



序号	公称压力 PN	公称通径 DN	适用温度 °C	阀体材料
1	20MPa	5	-20 ~ 440	35#
2	20MPa	5	-70 ~ 240	1Cr18Ni9Ti
3	40MPa	5	-20 ~ 440	35#
4	40MPa	5	-70 ~ 240	1Cr18Ni9Ti




该阀组与 1151 系列电容差压变送器配套安装，用于从引压点将信号引入 1151 系列差压力变送器正、负测量室，使引压点与测量室接通或断开。通过法兰与变送器直接连接。

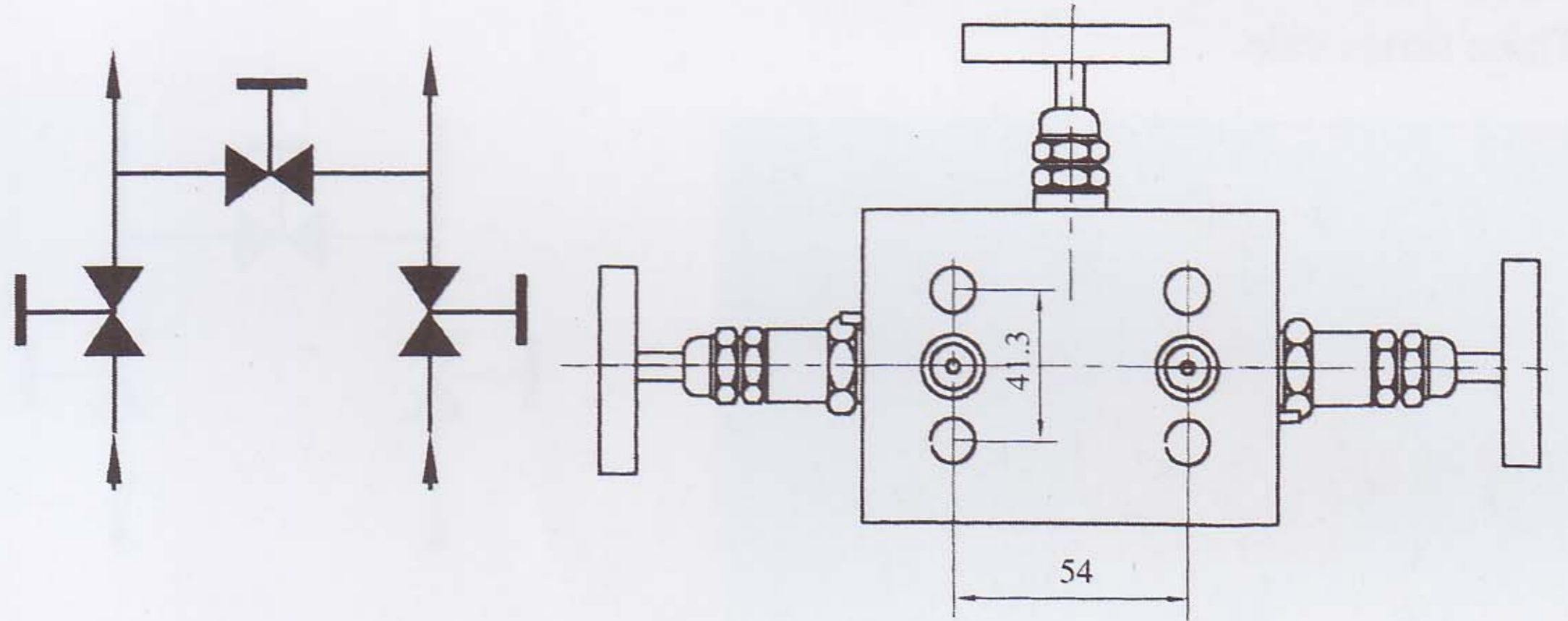
This valve group can be directly fixed on the transmitter and used in leading the signals to the positive and negative measuring chambers of differential pressure transmitter from the point for measuring pressure to make the leading point for pressure connect with or cut off the measuring chambers.

YSF 一体化三阀组

YSF Integralization series valve



序号	公称压力 PN	公称通径 DN	适用温度 °C	阀体材料
YSF-1	20MPa	5	-20 ~ 440	35#
YSF-2	20MPa	5	-70 ~ 240	1Cr18Ni9Ti




该阀组可直接固定在变送器上，用于从引压点将信号引入差压变送器正、负测量室，使引压点与测量室接通或断开。

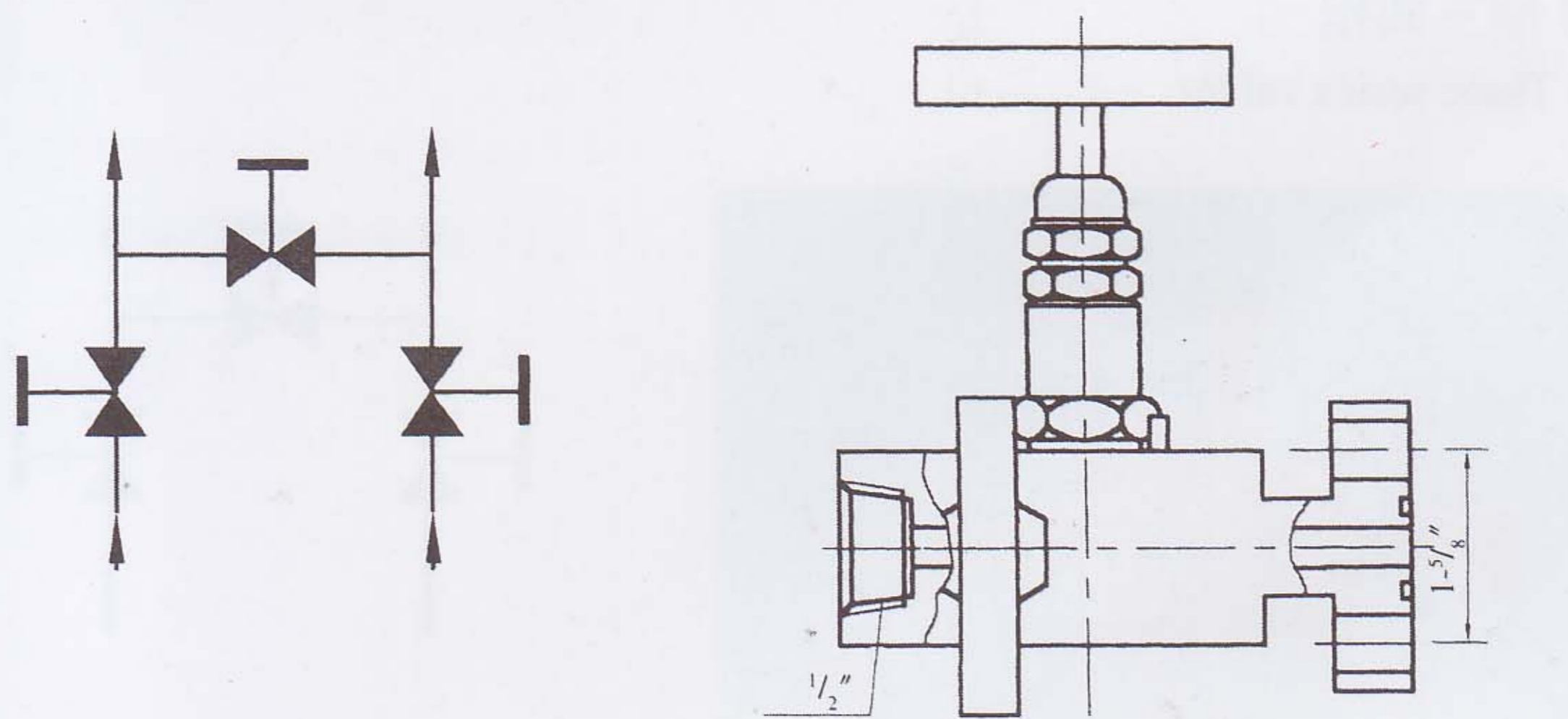
This valve group can be directly fixed on the transmitter and used in leading the signals to the positive and negative measuring chambers of differential pressure transmitter from the point for measuring pressure to make the leading point for pressure connect with or cut off the measuring chambers.

SS-M3F8-FL 法兰三阀组

FL Three series valves



序号	公称压力 PN	公称通径 DN	适用温度 °C	阀体材料
1	20MPa	5	-20 ~ 440	35#
2	20MPa	5	-70 ~ 240	1Cr18Ni9Ti
3	40MPa	5	-20 ~ 440	35#
4	40MPa	5	-70 ~ 240	1Cr18Ni9Ti



该阀组由高、低压阀及平衡阀组成一体，其作用与 QFF3 相同，引压点连接方式采用卡套式或焊接式，而与变送器则通过法兰直接相连，减少了易漏点，利于安装。

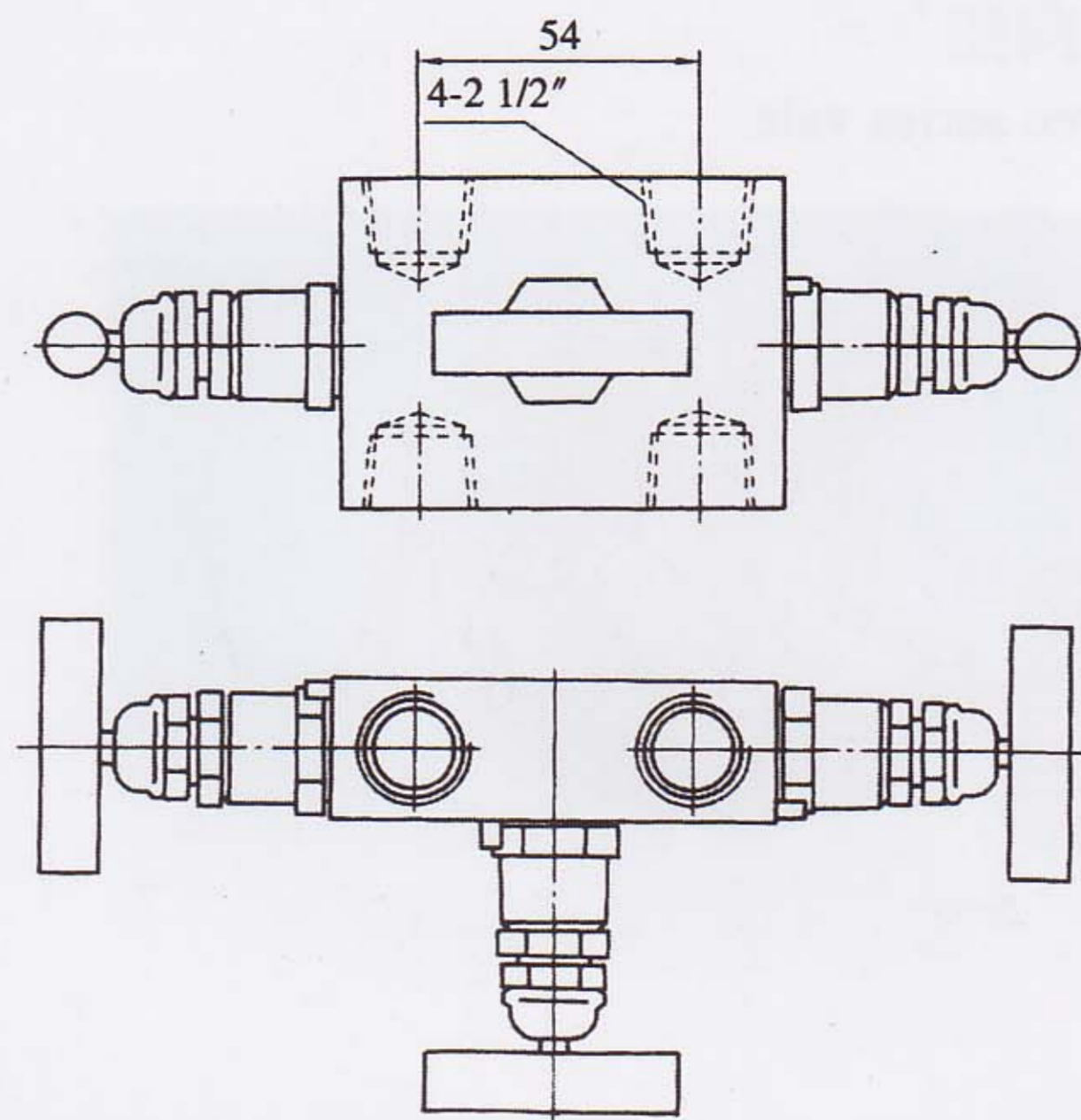
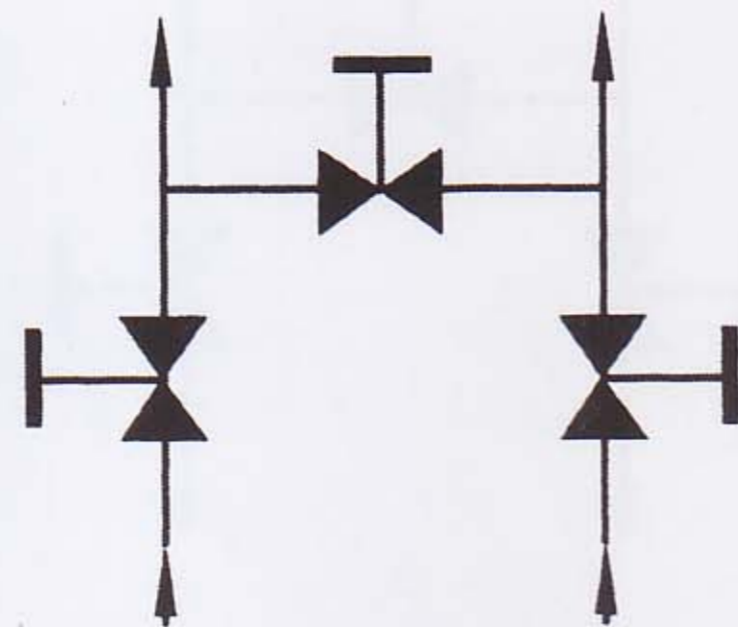

This valve group can be directly fixed on the transmitter and used in leading the signals to the positive and negative measuring chambers of differential pressure transmitter from the point for measuring pressure to make the leading point for pressure connect with or cut off the measuring chambers.

YZ 仪表系列阀组

Gauge series valves

SF-1 型三阀组

SF-1 Three series valves



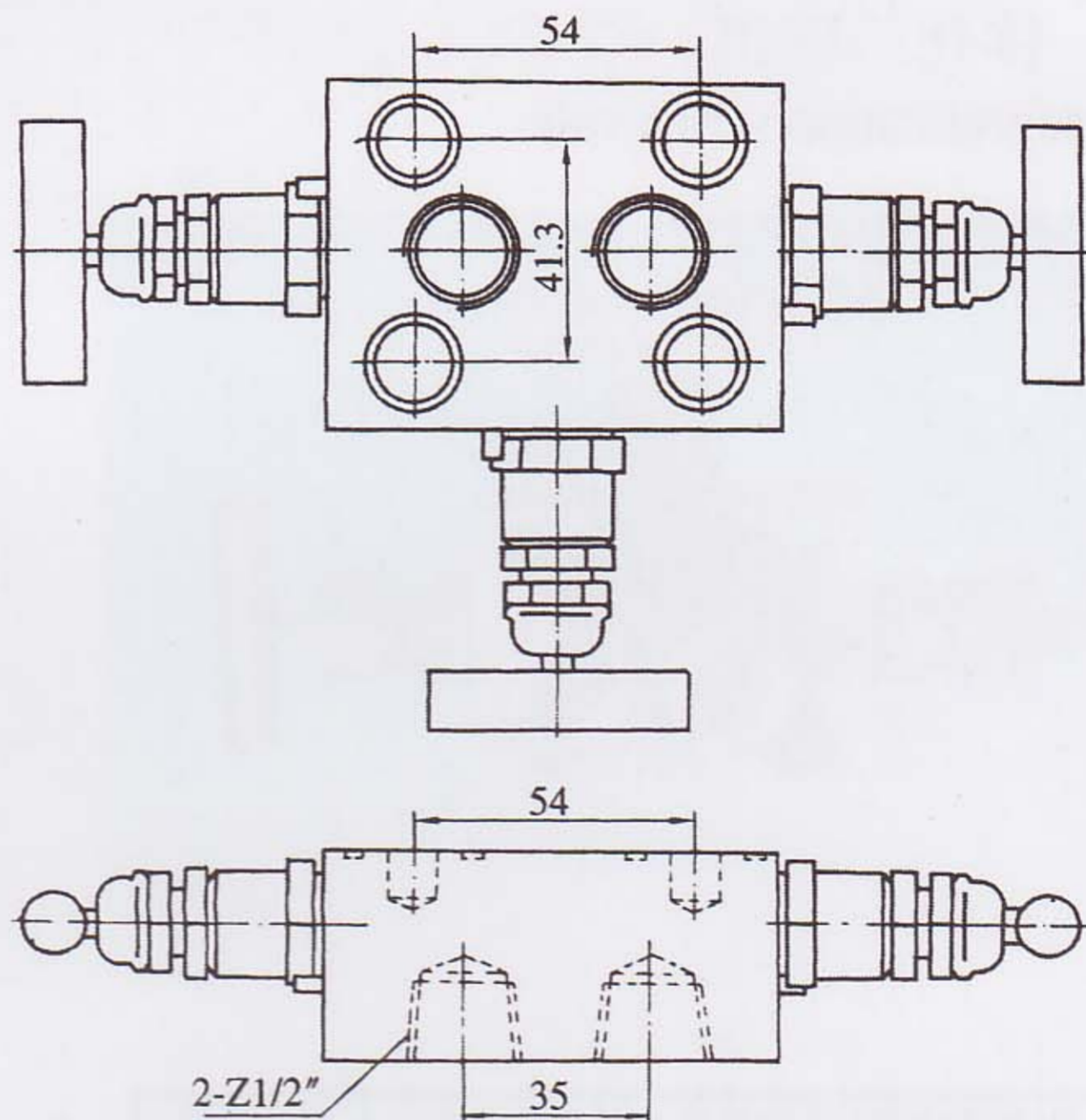


序号	公称压力 PN	公称通径 DN	适用温度 °C	阀体材料
1	20MPa	5	-20 ~ 440	35#
2	20MPa	5	-70 ~ 240	1Cr18Ni9Ti
3	40MPa	5	-20 ~ 440	35#
4	40MPa	5	-70 ~ 240	1Cr18Ni9Ti

该阀可安装在当流量测仪表需远传的脉动管道上,由两个取压阀和一个平衡阀组成,方便建立仪表控制回路。

This valve is formed from tow pressure taking valves and an equalizer ,can be fixed in the pulsion tubing of the flow metering gauge thatis required to coneey far away .It's conv enient to establish the gauge contol return.

SF-2 型三阀组

SF-2 Three series vale



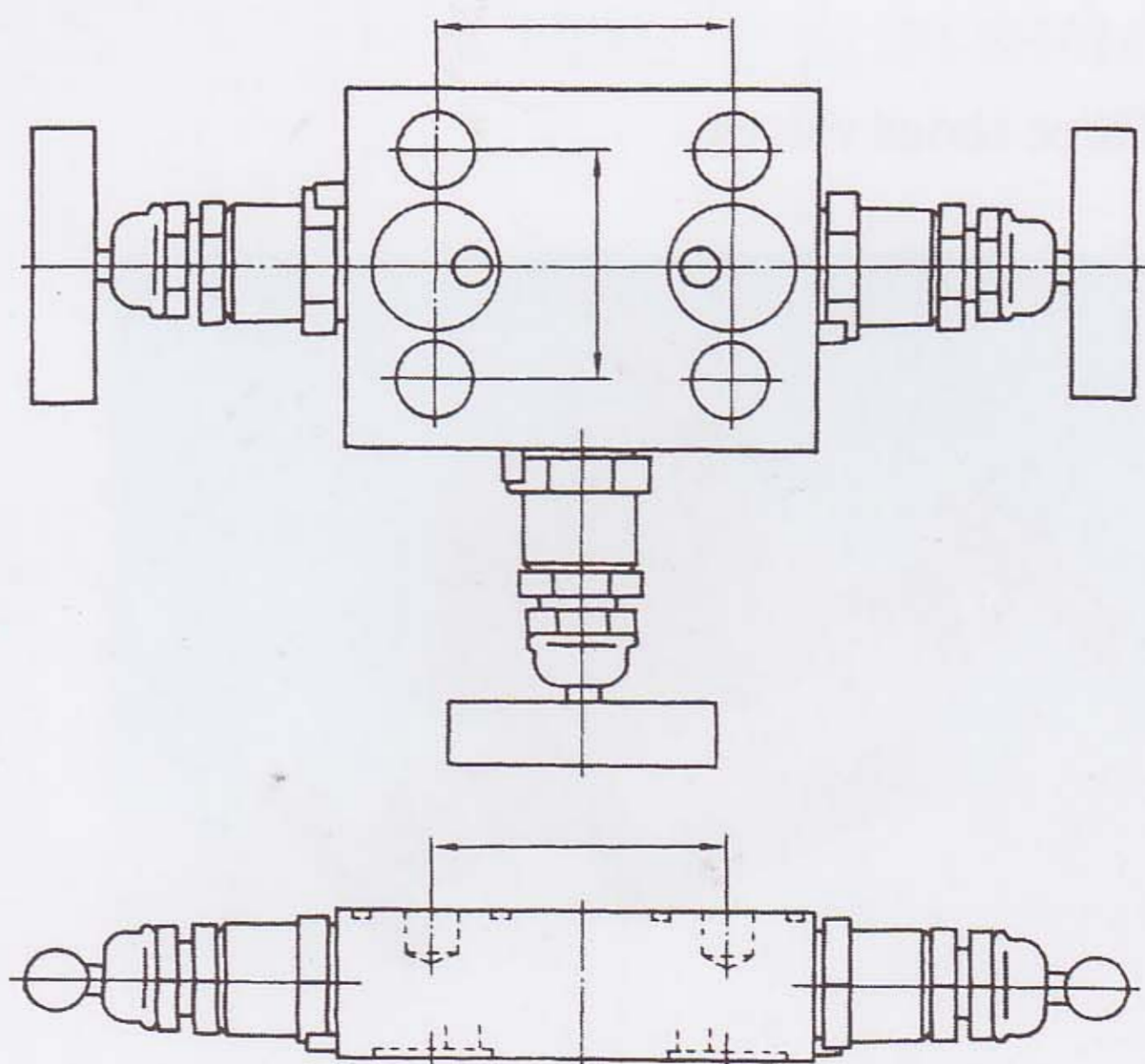
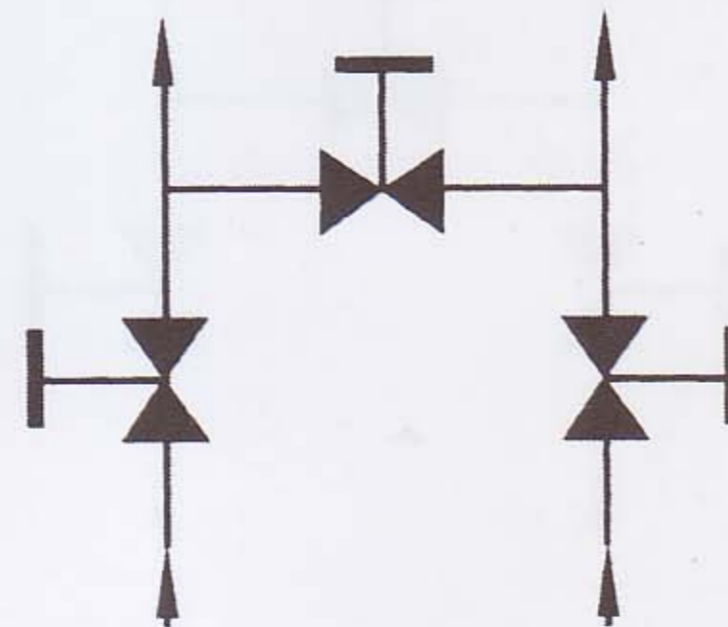

序号	公称压力 PN	公称通径 DN	适用温度 °C	阀体材料
1	20MPa	5	-20 ~ 440	35#
2	20MPa	5	-70 ~ 240	1Cr18Ni9Ti
3	40MPa	5	-20 ~ 440	35#
4	40MPa	5	-70 ~ 240	1Cr18Ni9Ti

该阀组可直接与差压、压力仪表或变送器配套安装使用,差压口亦可直接与导压管接头相连,两接头之间的中心距为 35mm。

It can be linked divctely with the differential pressure gauge,pressure gauge or trans former.The differential pressure mouth can also be connected with the leading pressure pip joint and the center distance between the two joints is 35mm.

SF-3 型三阀组

SF-3 Three series valves



序号	公称压力 PN	公称通径 DN	适用温度 °C	阀体材料
1	20MPa	5	-20 ~ 440	35#
2	20MPa	5	-70 ~ 240	1Cr18Ni9Ti
3	40MPa	5	-20 ~ 440	35#
4	40MPa	5	-70 ~ 240	1Cr18Ni9Ti

该阀组可直接与差压、压力仪表或变送器配套安装使用,差压口通过腰形法兰与导压管接头相连接,两接头之间的中心差距为 54mm。

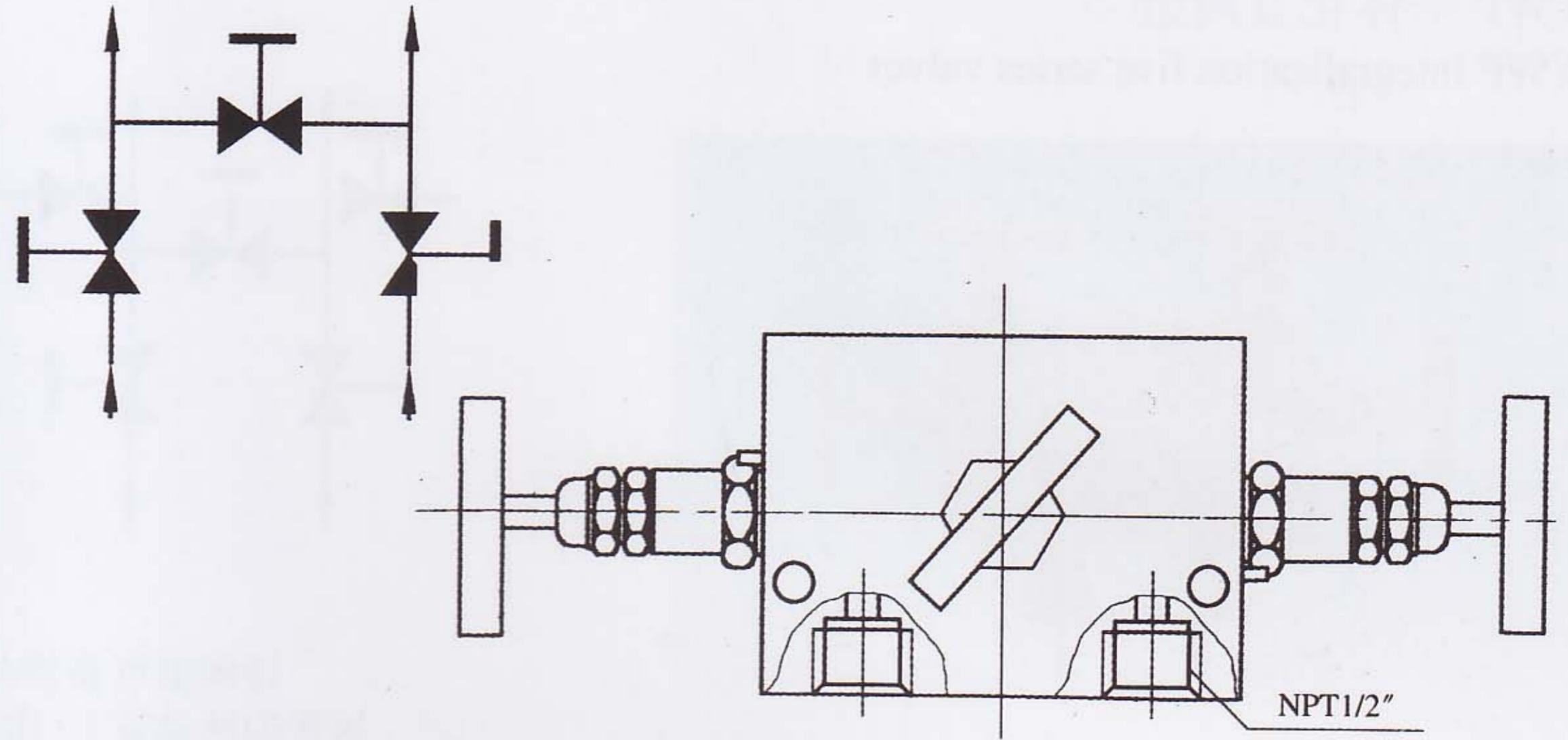

It can divctely be linked with the differential pressure,pressure,gauge or trans former,The pressure-taking mouth is connected lvith the leading pressure pipe joint through the waist-like cange and the center distance between the two joints is 54mm.

YZ 仪表系列阀组

Gauge series valves

SS-M3F8 内螺纹三阀组

SS-M3F8 Three series valves



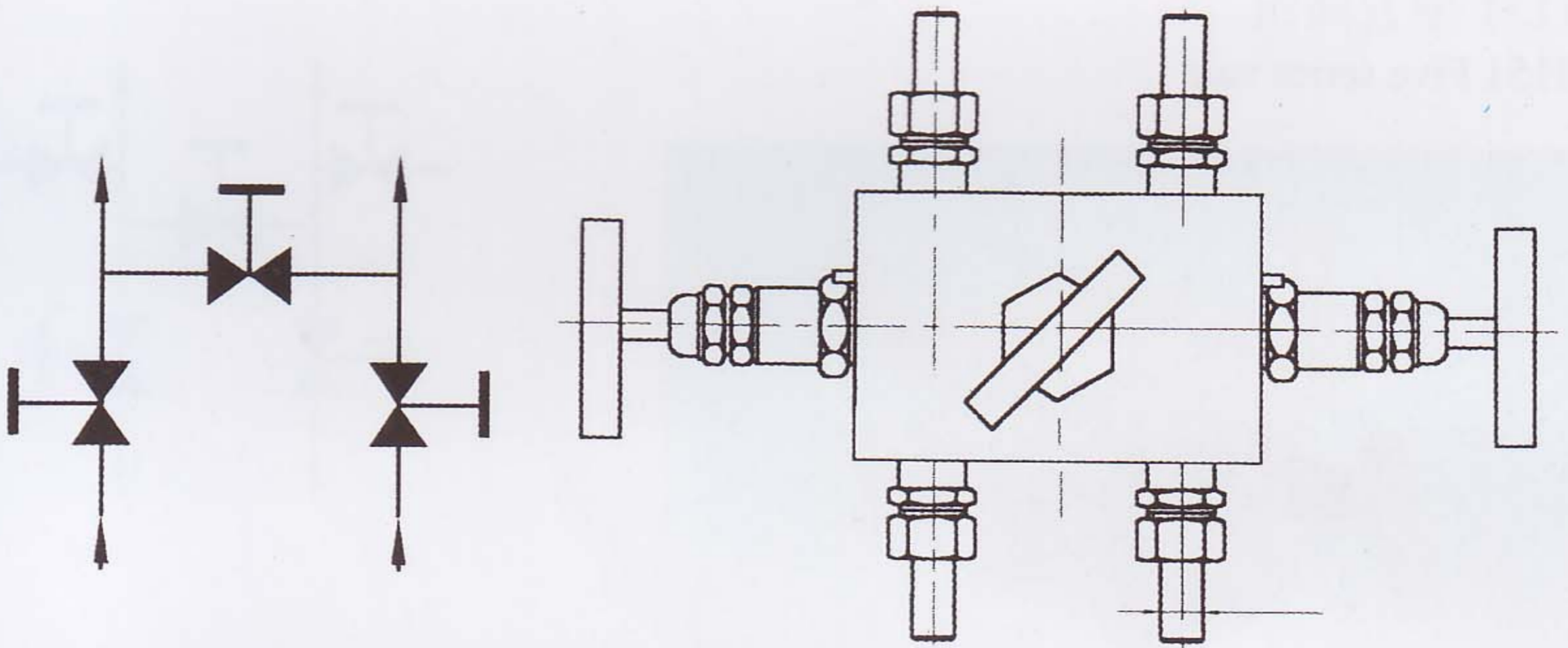

序号	公称压力 PN	公称通径 DN	适用温度 °C	阀体材料
1	20MPa	5	-20 ~ 440	35#
2	20MPa	5	-70 ~ 240	1Cr18Ni9Ti
3	40MPa	5	-20 ~ 440	35#
4	40MPa	5	-70 ~ 240	1Cr18Ni9Ti

该阀组是参照新加坡的三阀组自行设计的,其结构紧凑,密封性能好,安装使用方便,阀组自带调装孔,可直接固定在安装支架上利于拆装。

The stop valve for measuring pipe line was designed by ourselves based on taking the structures & forms from England, Singapore and other countries. It is a valve of the new generation which is most universally used at present.

QFF3 型三阀组

QFF3 Three series valve



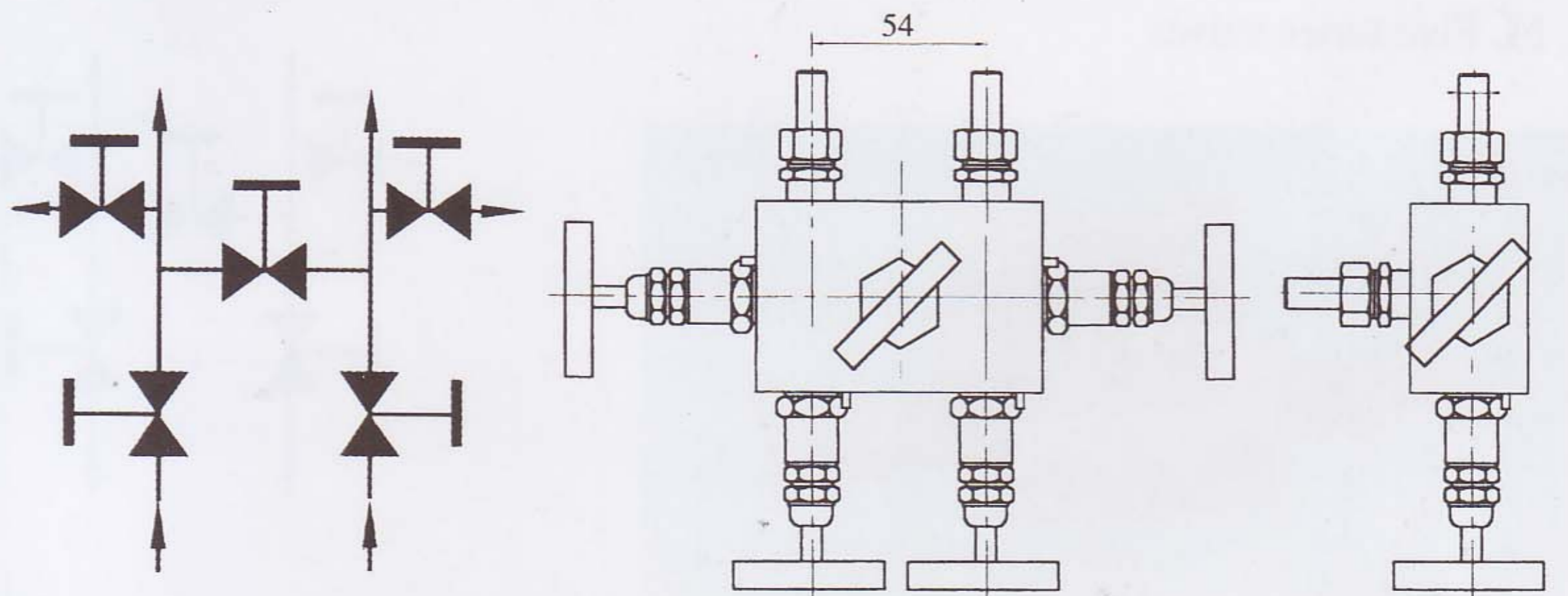

序号	公称压力 PN	公称通径 DN	适用温度 °C	阀体材料
1	20MPa	5	-20 ~ 440	35#
2	20MPa	5	-70 ~ 240	1Cr18Ni9Ti
3	40MPa	5	-20 ~ 440	35#
4	40MPa	5	-70 ~ 240	1Cr18Ni9Ti

QFF3 型三阀组由高、低压阀及平衡阀组成为一体,与差压变送器配套使用其作用是将差压变送器正、负测量室与引压点导通或断开,或将正负压测量室断开和导通。引压、输压点直接与钢管连接,连接采用焊接,也可采用其它连接方式,订货时请注明。

It is formed from the high and low pressure valves and the equalizer valve and linked with the differential pressure transformer. It can connect or cut off between the ± metering rooms of the differential transformer and the pressure drawing point for between the ± pressure metering rooms. Pressure drawing or conveying point is directly connected with the steel pipe by welding. If you other connecting ways please give a clear indication on goods-ordering.

WF 1/2 型五阀组

WF 1/2 Five series valves



序号	公称压力 PN	公称通径 DN	适用温度 °C	阀体材料
1	20MPa	5	-20 ~ 440	35#
2	20MPa	5	-70 ~ 240	1Cr18Ni9Ti
3	40MPa	5	-20 ~ 440	35#
4	40MPa	5	-70 ~ 240	1Cr18Ni9Ti

适用于各种引进仪表装置中,与各种差压、流量、液位等变送器配套安装,由高、低压阀,平衡阀及两个校验(排污)阀组合为一体,工作时将两组校验阀与平衡阀关闭,如需检验时,只要将高、低压阀切断,打开平衡阀及打开两个校验阀,然后再关闭平衡即可对变送器进行在线校验和平衡。


It adopts to all kinds of gauge devices introduced from abroad. It can be installed to form a complete set with all kinds of transducers for differential pressure, flow and liquid surface and others. The high & low pressure valves, balance valve and two check (drain) valves are formed as one body. When the high & low pressure valves operating close the two series of check valves and the balance valve. If the check is needed close the high & low pressure valves, and open the balance valve then close the balance valve again. At this time the transducer can be checked or balanced on line.

YZ 仪表系列阀组

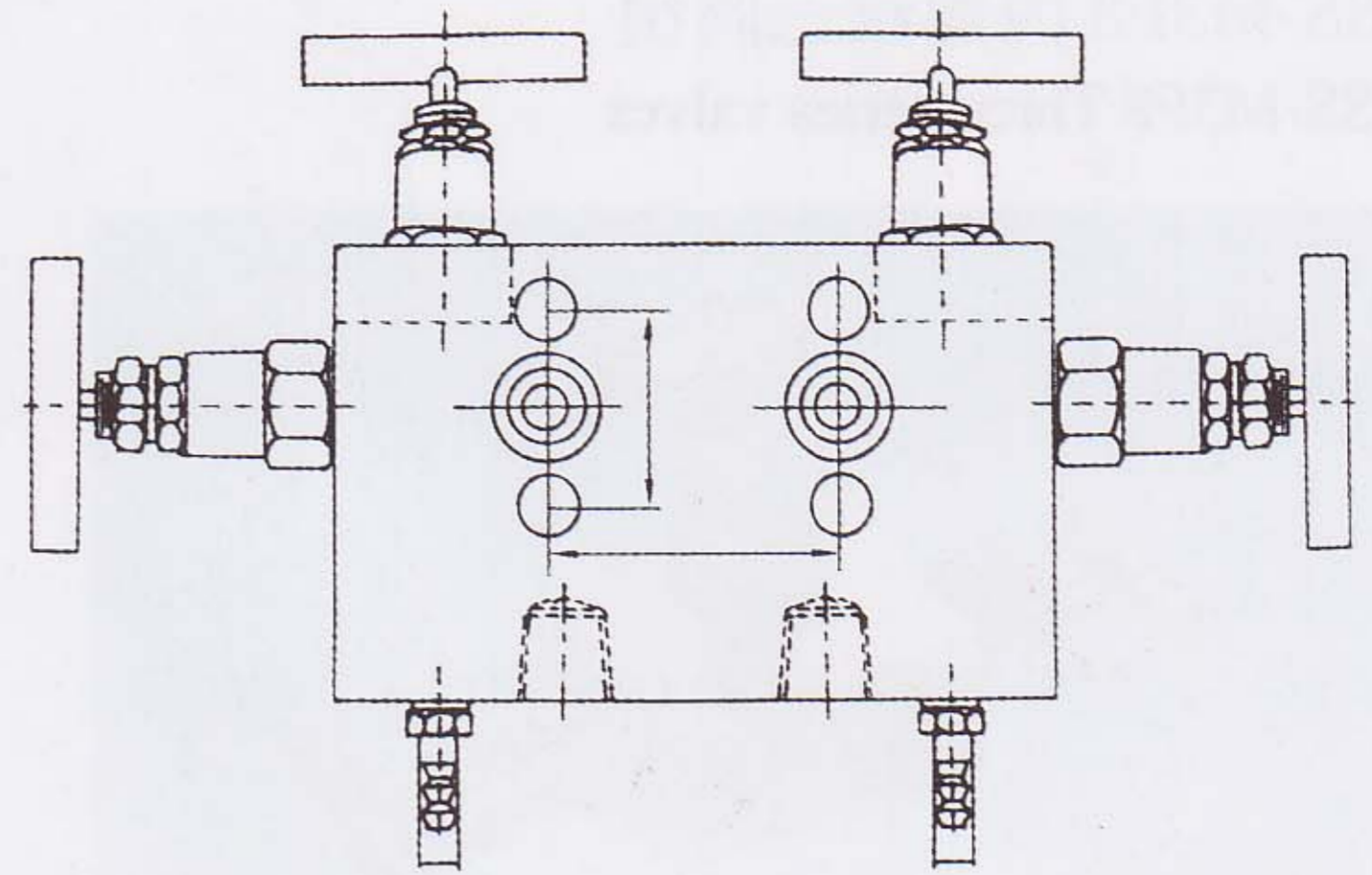
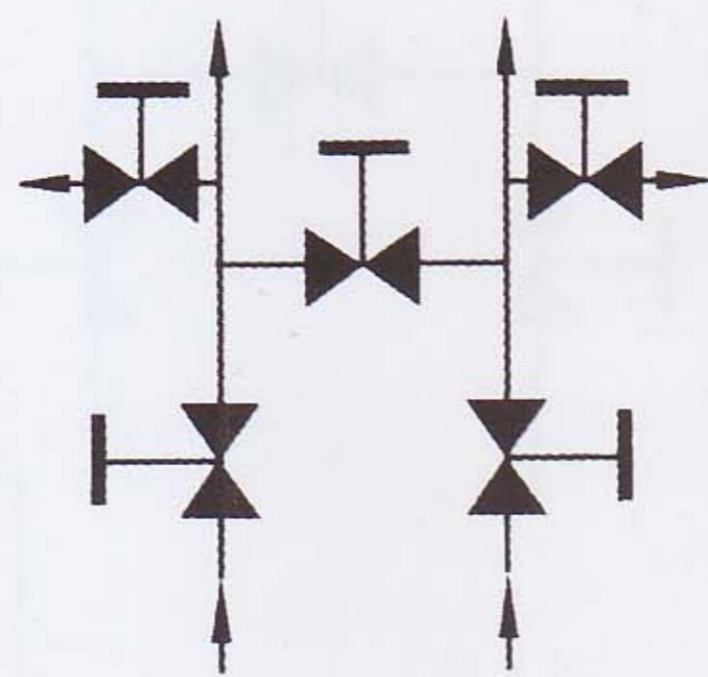
Gauge series valves

YWF 一体化五阀组

YWF Integralization five series valves



序号	公称压力 PN	公称通径 DN	适用温度 °C	阀体材料
1	20MPa	5	-20 ~ 440	35#
2	20MPa	5	-70 ~ 240	1Cr18Ni9Ti
3	40MPa	5	-20 ~ 440	35#
4	40MPa	5	-70 ~ 240	1Cr18Ni9Ti




该阀组可安装在当流量仪表远传的脉动管上,由两个取压阀,一个平衡阀以及两个排放、清洗和校验阀组成,方便建立仪表控制回路。两个排放阀使仪表不必从安装位置上移开即能排出任何腐蚀流体。

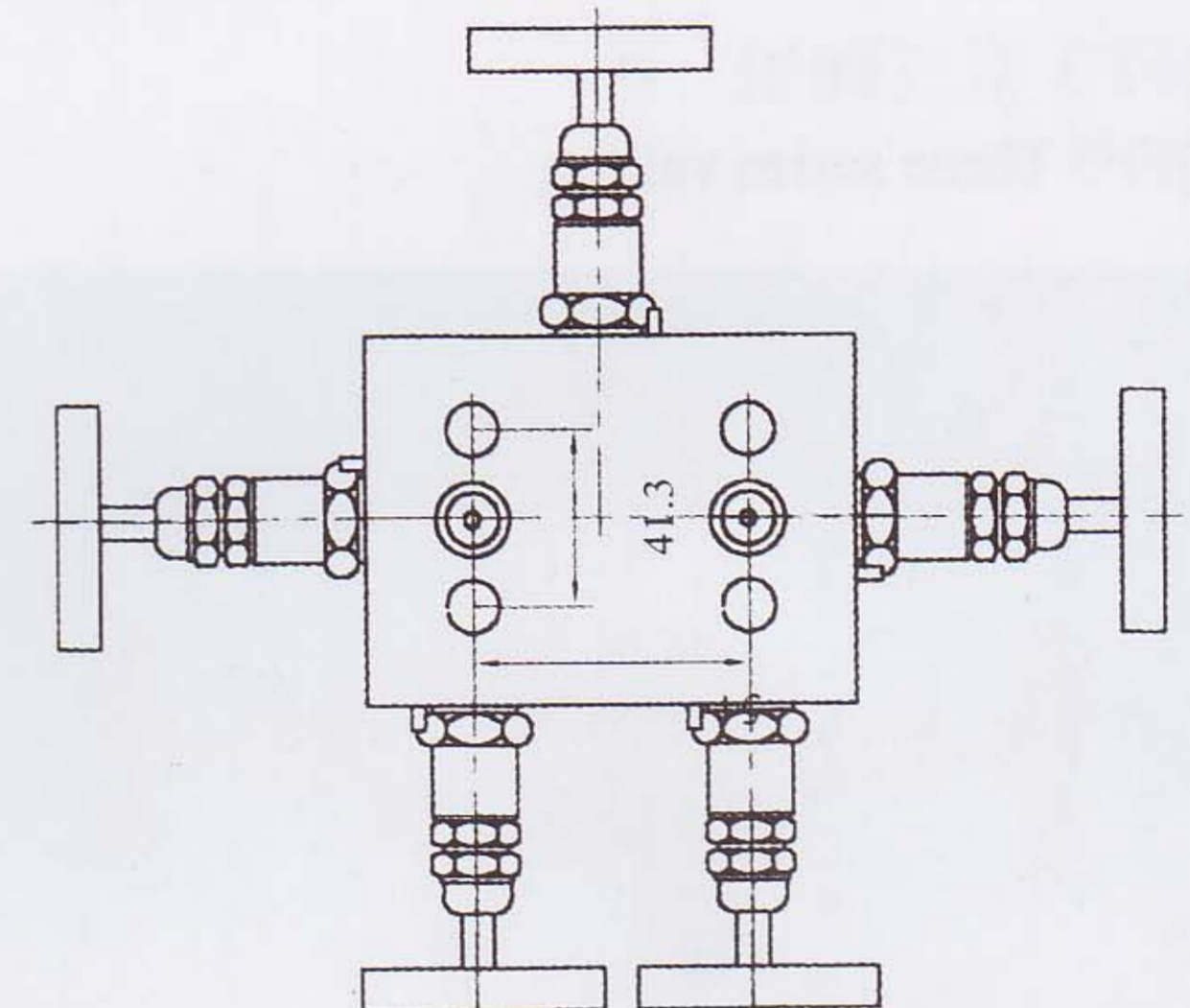
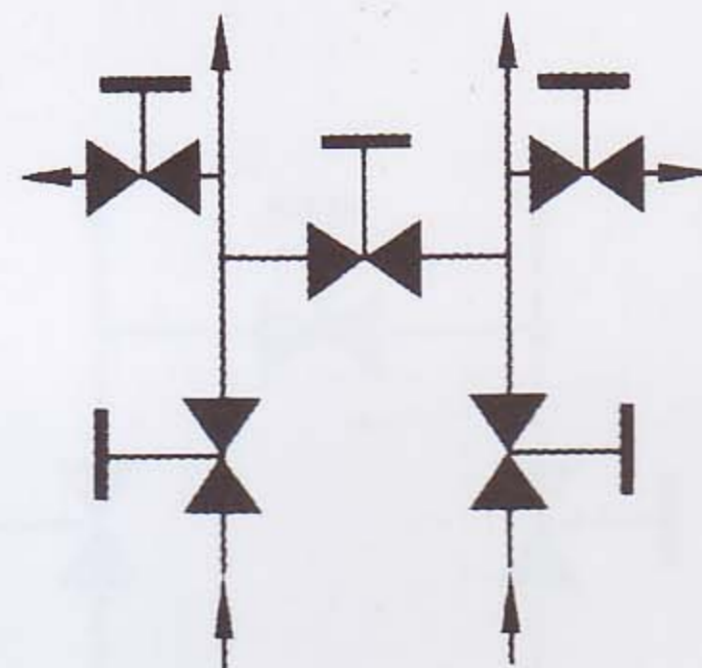
This valve is formed from two pressure-taking valves, one equalizer valve and two exhaust, washing and checking valves, can be fixed in the pulsion tubing of the flow metering gauge that is required to convey far away. It's convenient to establish the gauge control return. The two exhaust valves can drain away any corrosive fluid without moving the gauge.

1151 型五阀组

1151 Five series valve



序号	公称压力 PN	公称通径 DN	适用温度 °C	阀体材料
1	20MPa	5	-20 ~ 440	35#
2	20MPa	5	-70 ~ 240	1Cr18Ni9Ti
3	40MPa	5	-20 ~ 440	35#
4	40MPa	5	-70 ~ 240	1Cr18Ni9Ti




适用于各种引进仪表装置中,与各种差压、流量、液位等变送器配套安装,由高、低压阀,平衡阀及两个校验(排污)阀组合为一体,工作时将两组校验阀与平衡阀关闭,如需检验时,只要将高、低压阀切断,打开平衡阀及打开两个校验阀,然后再关闭平衡即可对变送器进行在线校验和平衡。

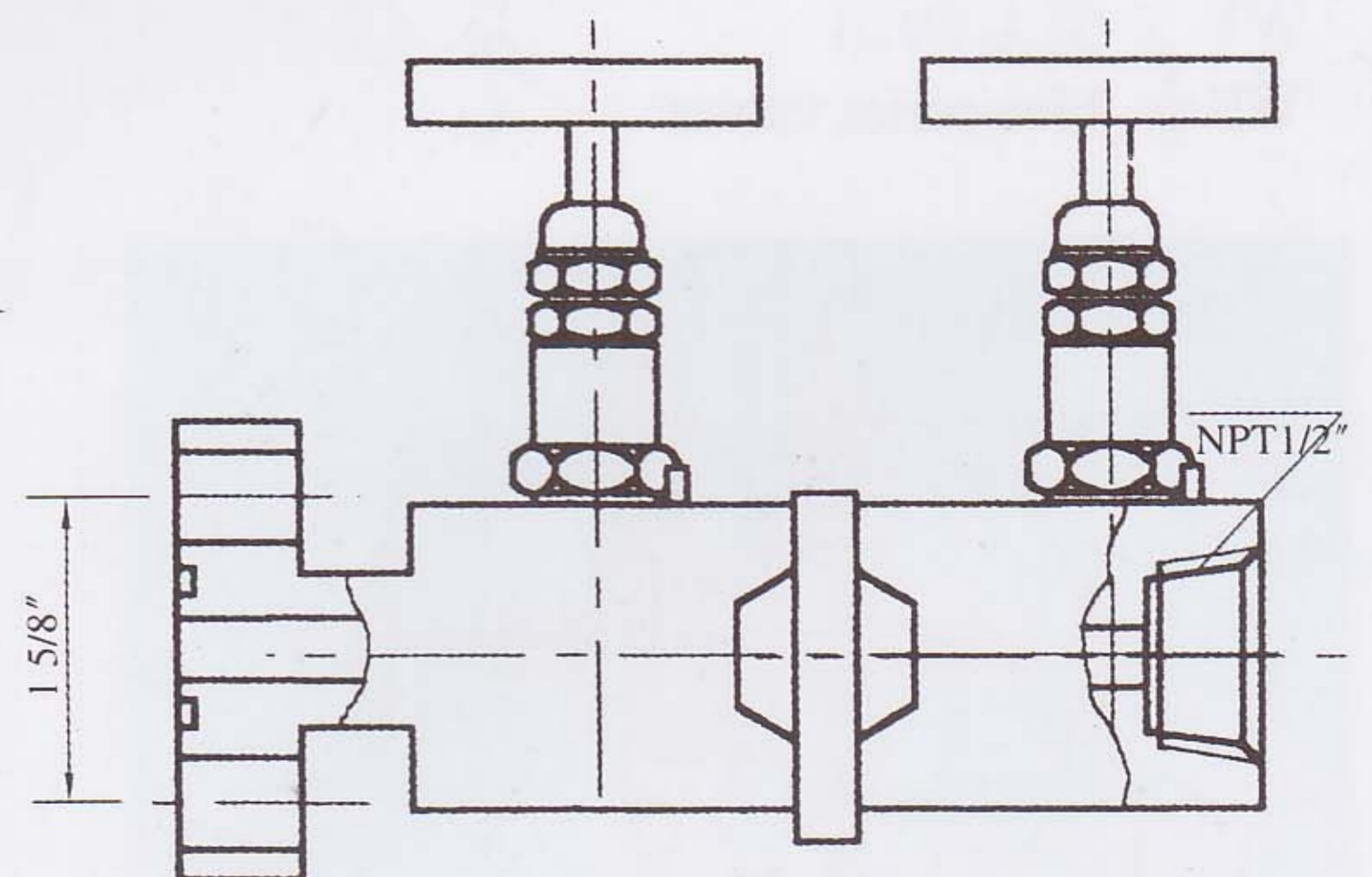
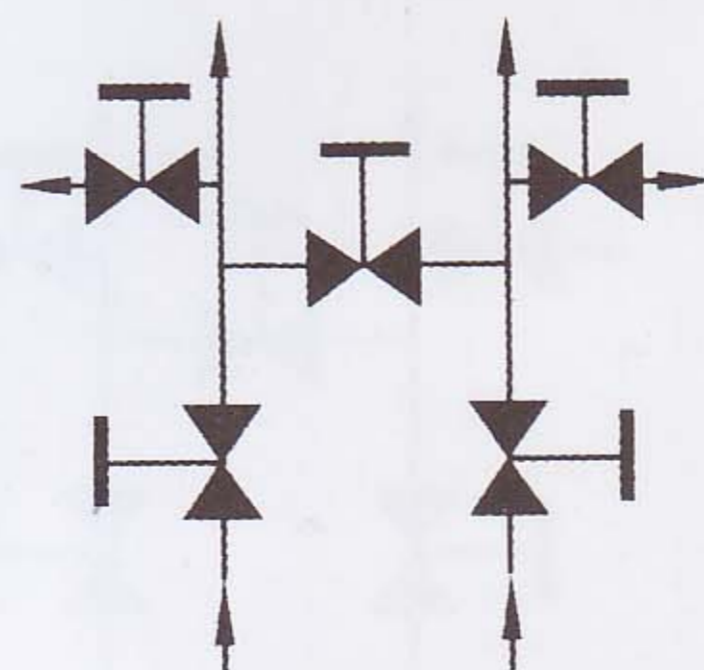
It adopts to all kinds of gauge devices introduced from abroad. It can installed to form a complete set with all kinds of transducers for differential pressure, flow and liquid surface and others. The high & low pressure valves, balance valve and two check (drain) valves are formed as one body. When the high & low pressure valves operating close the two series of check valves and the balance valve. If the check is needed close the high & low pressure valves, and open the balance valve then close the balance valve again. At this time the transducer can be checked or balanced on line.

SS-M5F8-FL 法兰五阀组

FL Five series valves



序号	公称压力 PN	公称通径 DN	适用温度 °C	阀体材料
1	20MPa	5	-20 ~ 440	35#
2	20MPa	5	-70 ~ 240	1Cr18Ni9Ti
3	40MPa	5	-20 ~ 440	35#
4	40MPa	5	-70 ~ 240	1Cr18Ni9Ti



适用于各种引进仪表装置中,与各种差压、流量、液位等变送器配套安装,由高、低压阀,平衡阀及两个校验(排污)阀组合为一体,工作时将两组校验阀与平衡阀关闭,如需检验时,只要将高、低压阀切断,打开平衡阀及打开两个校验阀,然后再关闭平衡即可对变送器进行在线校验和平衡。

It adopts to all kinds of gauge devices introduced from abroad. It can installed to form a complete set with all kinds of transducers for differential pressure, flow and liquid surface and others. The high & low pressure valves, balance valve and two check (drain) valves are formed as one body. When the high & low pressure valves operating close the two series of check valves and the balance valve. If the check is needed close the high & low pressure valves, and open the balance valve then close the balance valve again. At this time the transducer can be checked or balanced on line.

YZZ 系列闸阀

GATE VALVES

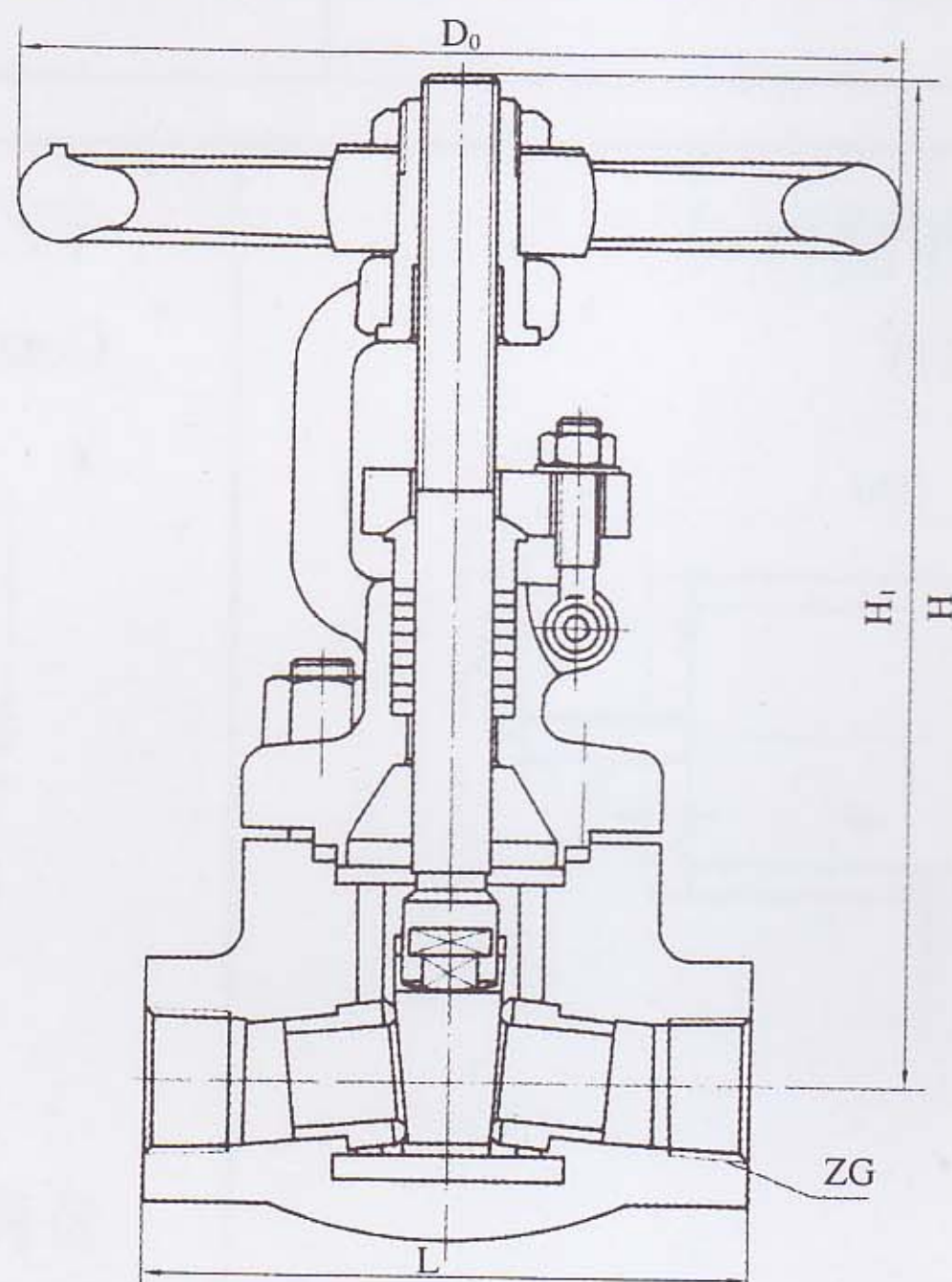
内螺纹 楔 闸 阀
法兰式 楔 式 GATE VALVE
承插焊



本阀门适用于公称压力PN:6.4MPa、16MPa、工作温度 $T \leq 450^{\circ}\text{C}$ 的水、蒸汽、油品等非腐蚀性介质管路上，作启闭用。产品按国外先进标准生产验收，具有结构紧凑，开启方便，密封性能良好，使用安全可靠，较其它阀门有许多优点，被广泛应用于炼油、化工、电力、冶金等自动控制系统中，是目前应用最为普遍的新一代阀门。

This valve is used as starting & closing adapting to the pipe lines in which vapour, oil whose nominal pressure is PN6.4MPa, and working Temperature $\leq 450^{\circ}\text{C}$ or the corrosive materials used as the medium. The product is checked and accepted according to the foreign advanced standard. It has the characteristics of compact structure, starting convenience, good seal and safe reliable use; and has more virtues than other valves; and is widely used in the automatic systems of oil refining, chemical industry, electrical power, metallurgy, etc. It's really a valve of the new generation which is most universally used at present.

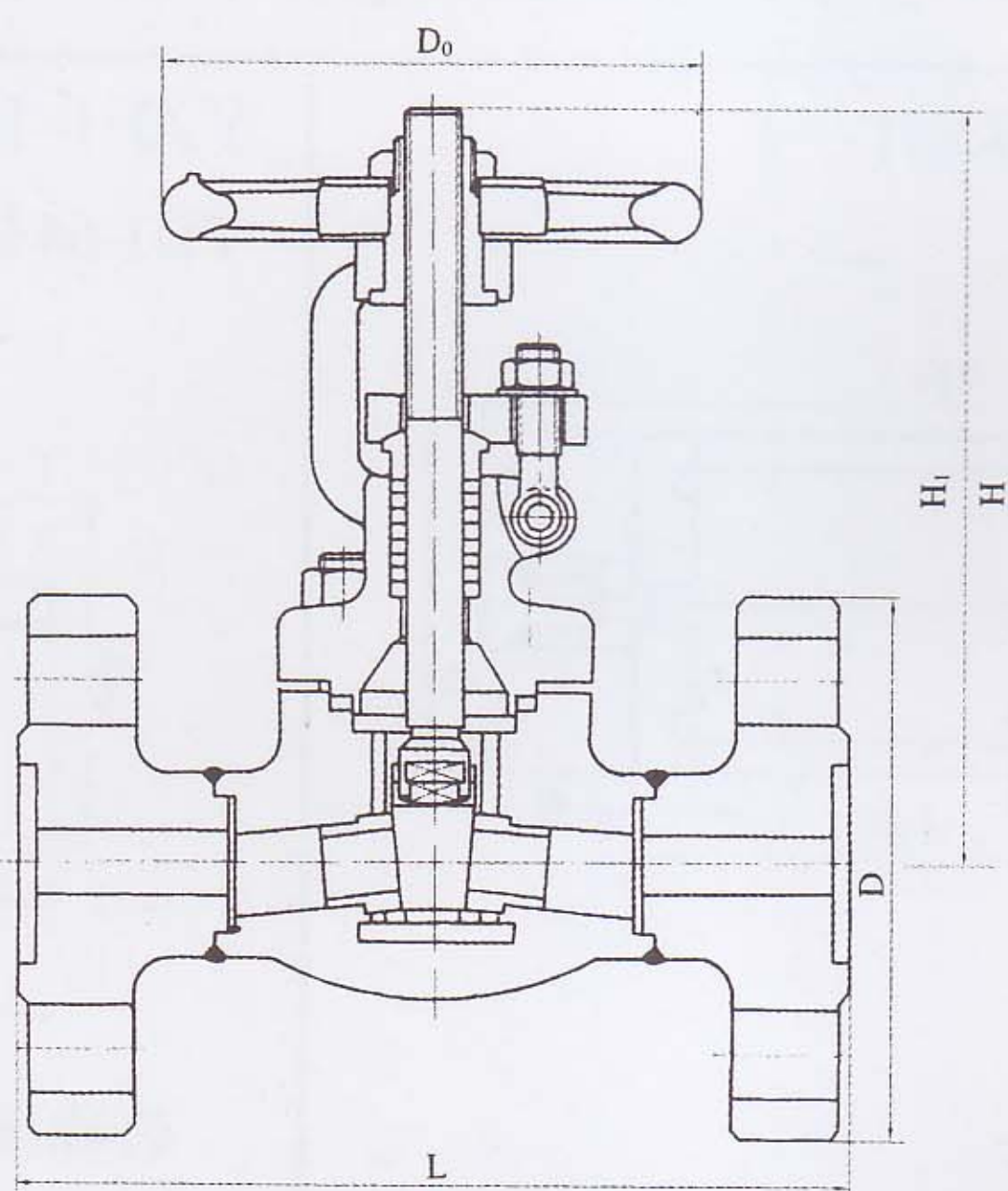
Z11H-64 Z11H-160
Z11Y-64 Z11Y-160 型内螺纹楔式闸阀
Female thread wedge type gate valve



公称通径 (DN)	L	D0	ZG	H	H1	代 号	
						Z11H-64 型	Z11Y-64 型
10	80	100	3/8"	146	161	YZZ1-1-10	YZZ1-2-10
15	90	100	1/2"	150	167	YZZ1-1-15	YZZ1-2-15
20	90	100	3/4"	150	167	YZZ1-1-20	YZZ1-2-20
25	111	125	1"	175	198	YZZ1-1-25	YZZ1-2-25
32	121	150	1 1/4"	222	256	YZZ1-1-32	YZZ1-2-32

公称通径 (DN)	L	D0	ZG	H	H1	代 号	
						Z11H-160	Z11Y-160
10	90	100	3/8"	146	161	YZZ1-3-10	YZZ1-4-10
15	90	100	1/2"	150	167	YZZ1-3-15	YZZ1-4-15
20	111	125	3/4"	175	198	YZZ1-3-20	YZZ1-4-20
25	111	125	1"	222	256	YZZ1-3-25	YZZ1-4-25
32	121	150	1 1/4"	260	288	YZZ1-3-32	YZZ1-4-32

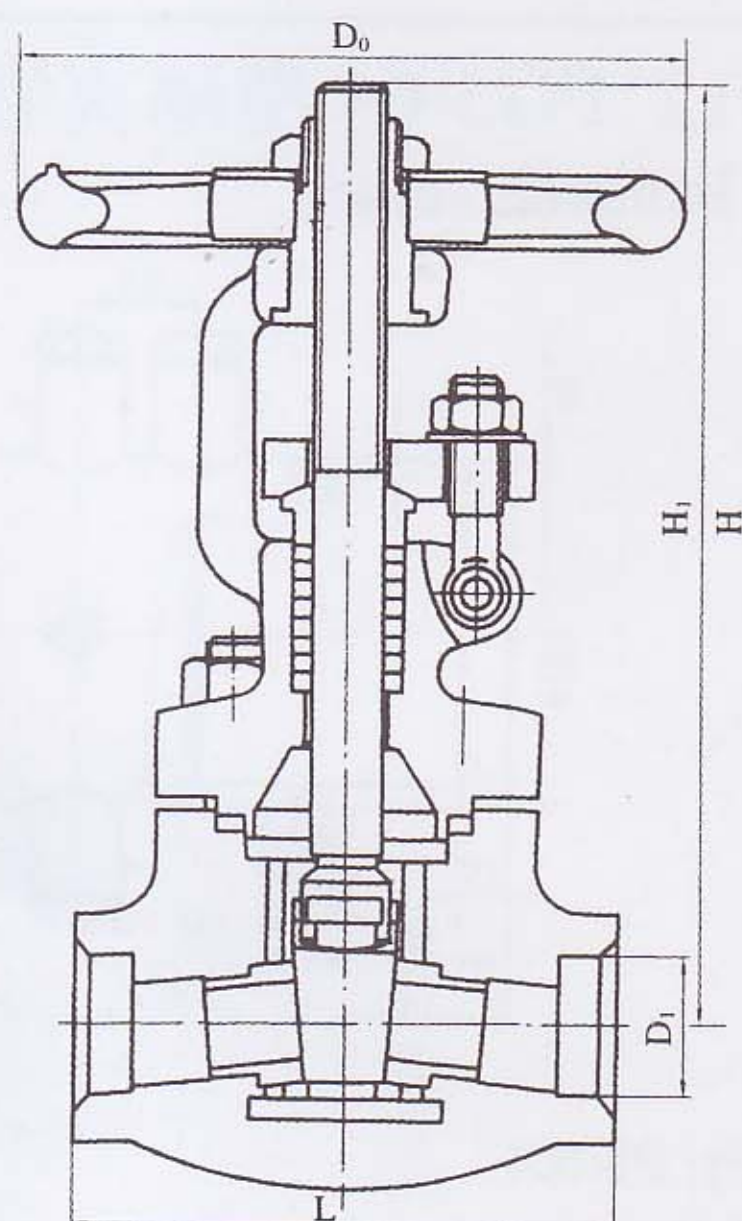
Z41H-64 Z41H-160
Z41Y-64 Z41Y-160 型法兰式楔式闸阀
Frangle type wedge type gate valve



公称通径 (DN)	L	D	D0	H	H1	代 号	
						Z41H-64 型	Z41Y-64 型
10	160	100	100	175	198	YZZ2-1-10	YZZ2-2-10
15	170	105	120	215	233	YZZ2-1-15	YZZ2-2-15
20	190	125	140	250	280	YZZ2-1-20	YZZ2-2-20
25	210	130	160	273	303	YZZ2-1-25	YZZ2-2-25
32	230	150	180	280	310	YZZ2-1-32	YZZ2-2-32

公称通径 (DN)	L	D	D0	H	H1	代 号	
						Z41H-160	Z41Y-160
10	160	105	100	215	233	YZZ2-3-10	YZZ2-4-10
15	170	110	120	250	280	YZZ2-3-15	YZZ2-4-15
20	190	130	140	273	303	YZZ2-3-20	YZZ2-4-20
25	210	140	160	280	310	YZZ2-3-25	YZZ2-4-25
32	230	165	180	310	343	YZZ2-3-32	YZZ2-4-32

Z61H-64 Z61H-160
Z61Y-64 Z61Y-160 型承插焊楔式闸阀
inserting & welding wedge



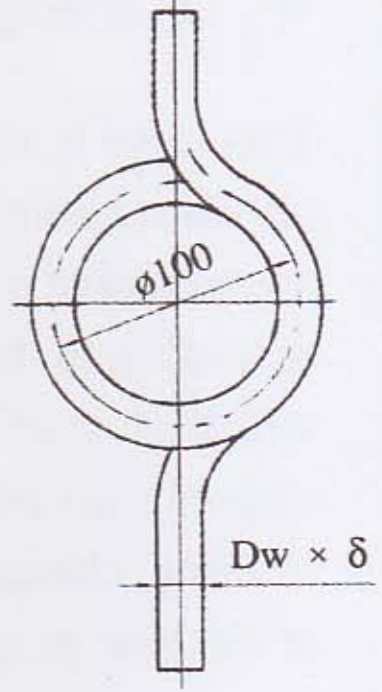
公称通径 (DN)	L	D	D1	I	D0	H	H1	代 号	
								Z61H-64 型	Z61Y-64 型
10	80	40	19	10	100	146	161	YZZ3-1-10	YZZ3-2-10
15	90	40	23	12.7	125	150	167	YZZ3-1-15	YZZ3-2-15
20	110	40	28.5	13	140	175	198	YZZ3-1-20	YZZ3-2-20
25	120	46	34.5	14	150	222	256	YZZ3-1-25	YZZ3-2-25
32	130	56	43	15	160	260	300	YZZ3-1-32	YZZ3-2-32

公称通径 (DN)	L	D	D1	I	D0	H	H1	代 号	
								Z61H-160	Z61Y-160
10	80	40	19	10	100	146	161	YZZ3-3-10	YZZ3-4-10
15	90	40	23	12.7	125	150	167	YZZ3-3-15	YZZ3-4-15
20	110	40	28.5	13	140	175	198	YZZ3-3-20	YZZ3-4-20
25	120	46	34.5	14	150	222	256	YZZ3-3-25	YZZ3-4-25
32	130	56	43	15	160	260	300	YZZ3-3-32	YZZ3-4-32

注 零件名称 Part name	Z11H-64, Z41H-160	Z11Y-64, Z11Y-160
	阀体阀盖 Valve bodies and cover	锻钢 Wrought steel
阀板、密封面 Valve bodies and cover	铬不锈钢 Cr-stainless steel	铬不锈钢堆焊硬质合金 Cr-stainless steel and buttwelding hard alloy
阀杆 Valve bar	铬不锈钢 Cr-stainless steel	铬不锈钢 Cr-stainless steel
填料 Stuffing	石棉盘根 Asbestos plate root	柔性石墨 Soft graphite

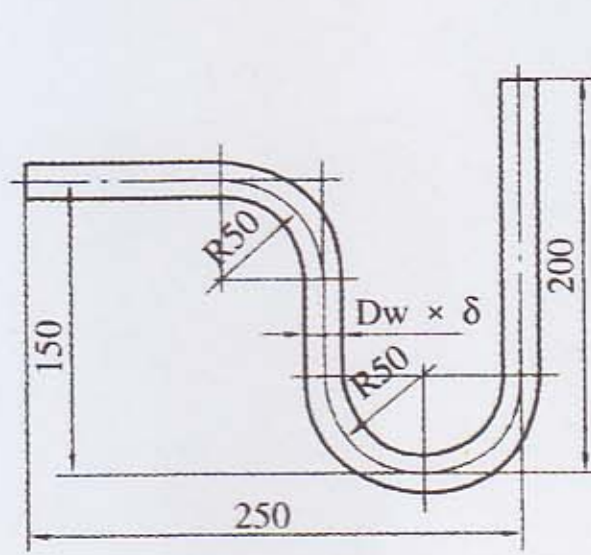


YZF1-1 冷凝圈
(HK02-001)
Condensation ring



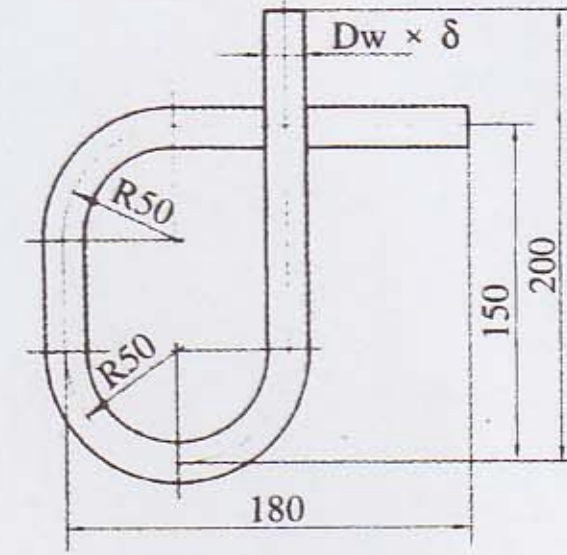
D×δ:φ14×2 φ18×3

YZF1-2 冷凝弯(一)
Condensation bend(1)



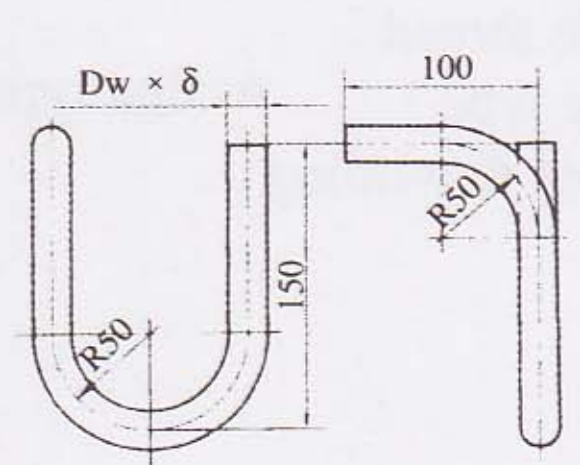
D×δ:φ14×2 φ18×3

YZF1-3 冷凝弯(二)
Condensation bend(2)



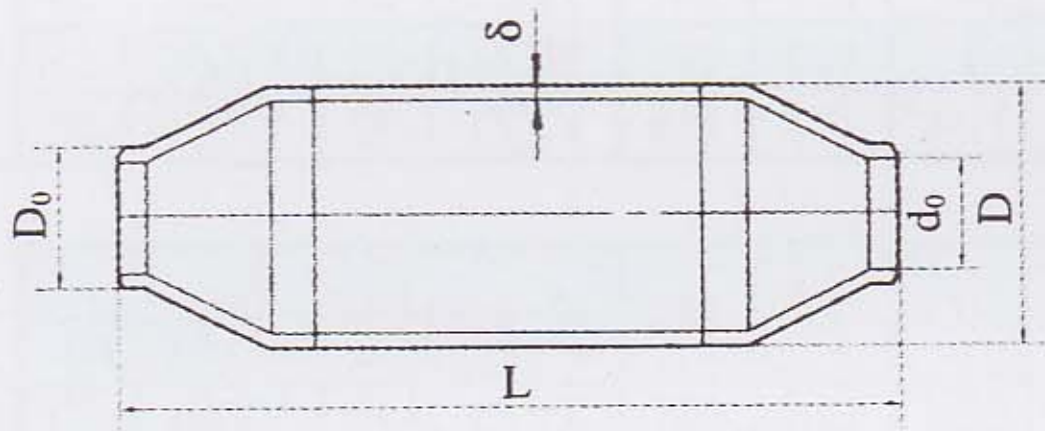
D×δ:φ14×2 φ18×3

YZF1-4 冷凝弯(三)
Condensation bend(3)



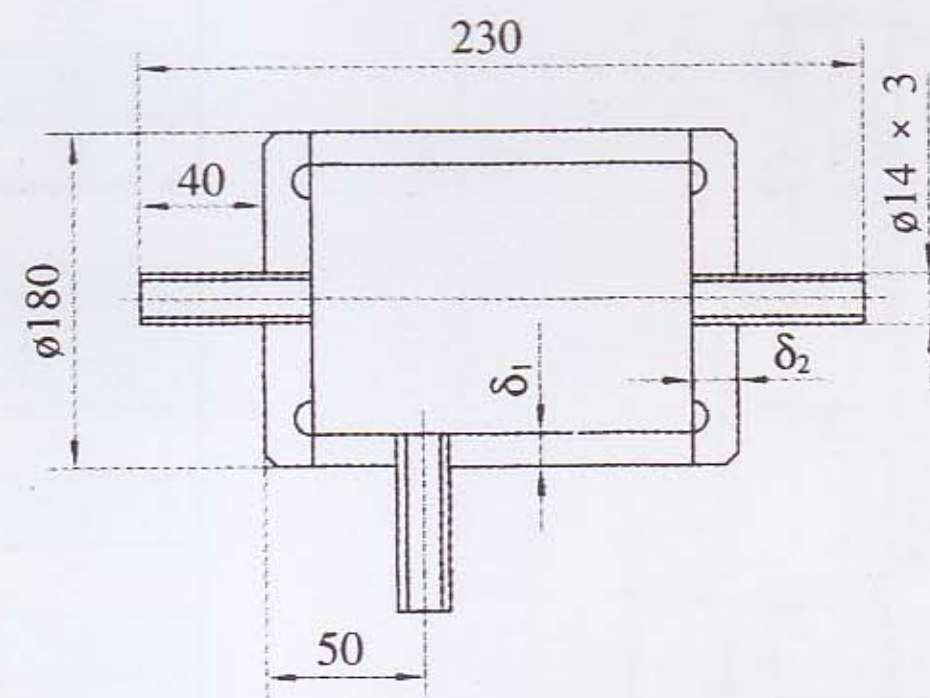
D×δ:φ14×2 φ18×3

YZF1-5 温度计扩大管
Thermometer Enlarged Tube



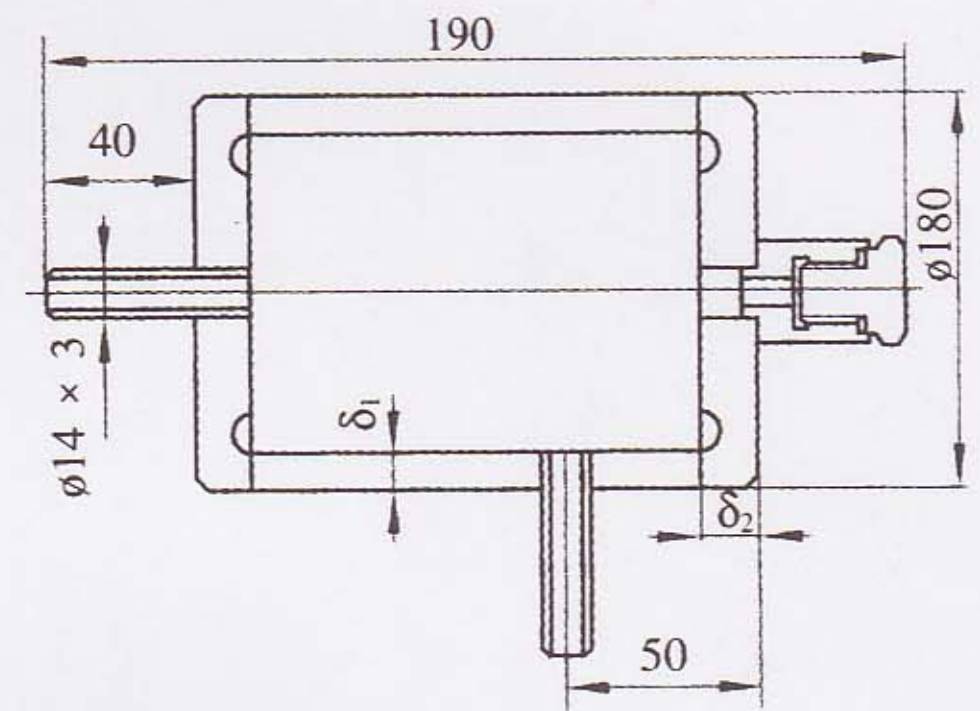
管道通径 d0		10	15	20	25	32	40	50	70
大小头 长度 A	D × δ 57 × 3.5	120	100	100	75	75	75		
	D × δ 57 × 3.5	120	120	100	100	100	75	75	75

YZF1-6 冷凝容器(一)
Condensation vessel(1)



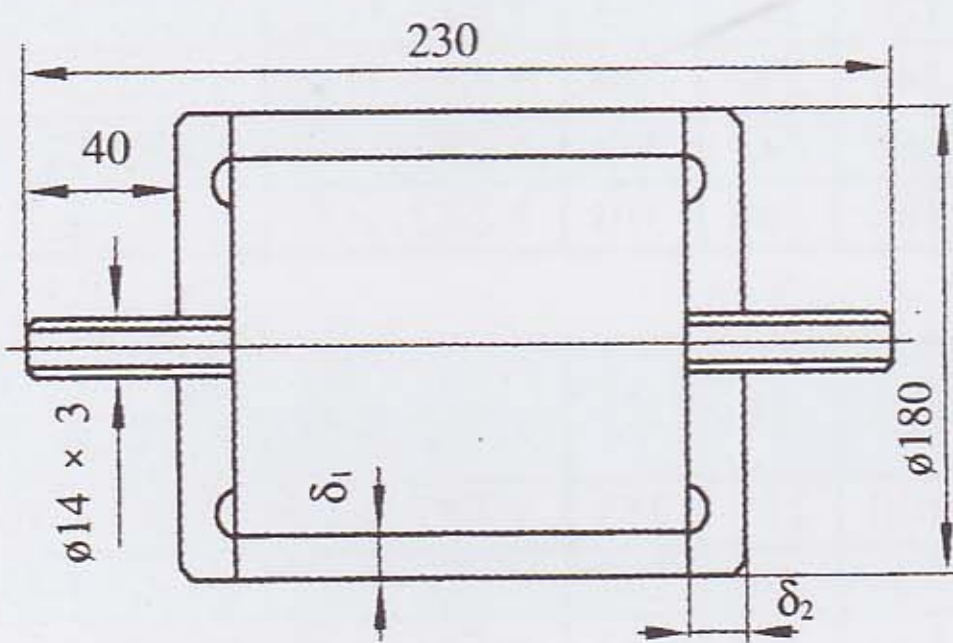
公称压力:
Nominal Pressure PN6.4 PN16

YZF1-7 冷凝容器(二)
Condensation vessel(2)



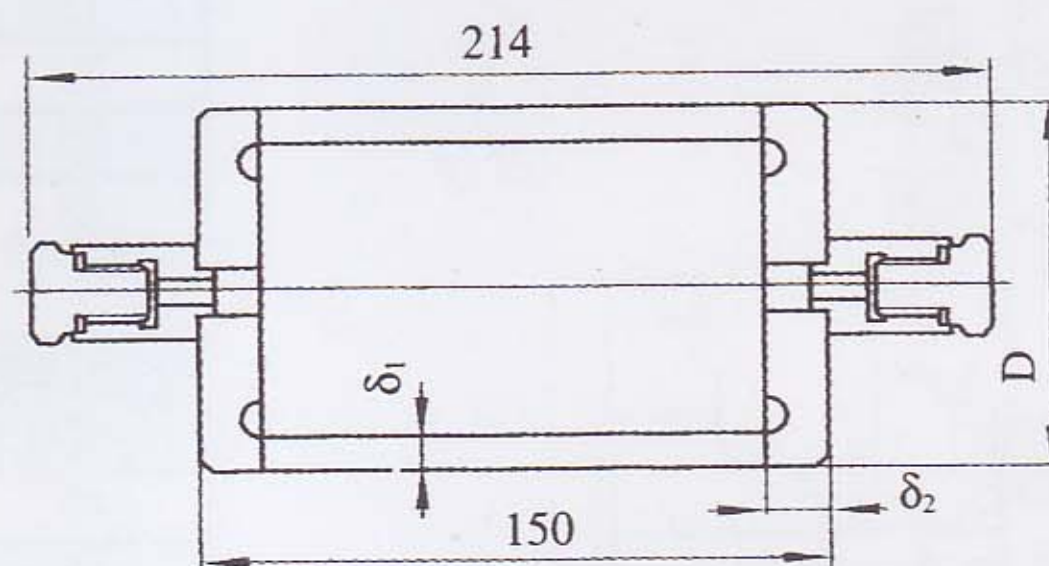
公称压力:
Nominal Pressure PN6.4 PN16

YZF1-8 分离容器
Separation vessel



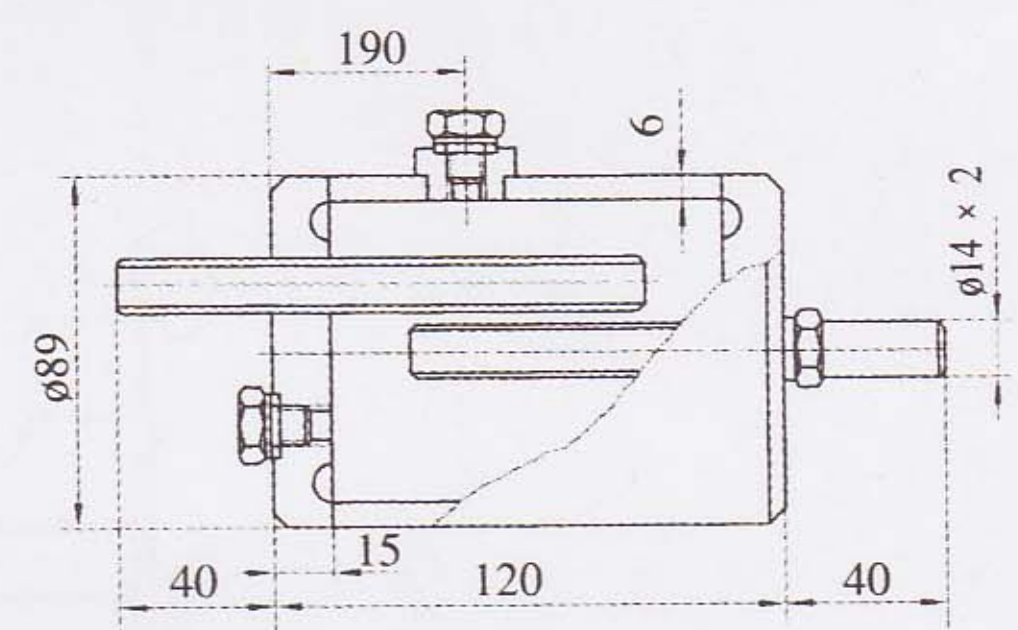
公称压力: PN6.4 PN6.4
Nominal Pressure

YZF1-9 分离容器(一)
Isolation vessel(1)



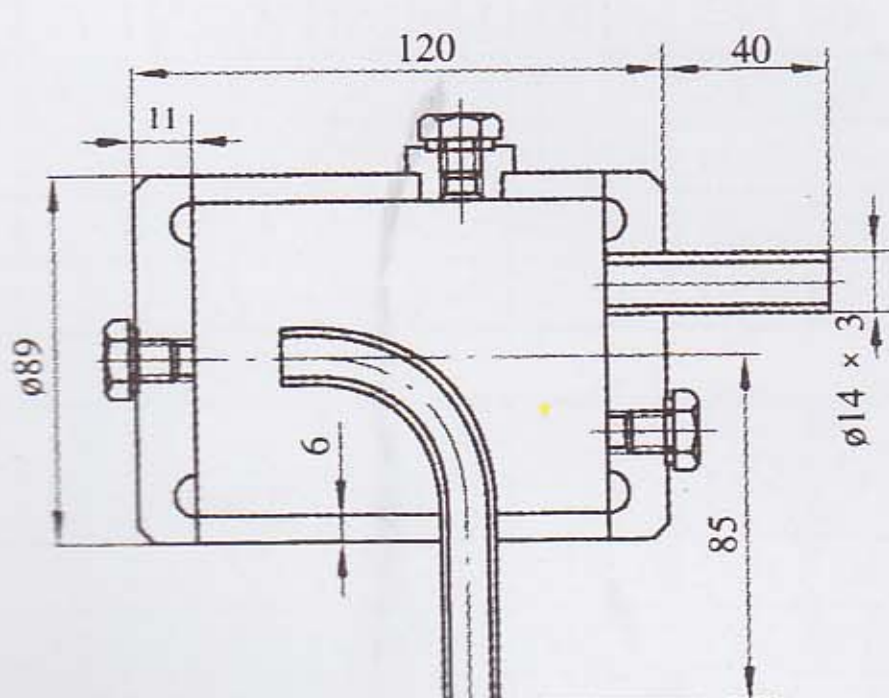
公称压力: PN6.4
Nominal Pressure

YZF1-10 FG1-64 型隔离容器(二)
FG1-64 Isolation vessel



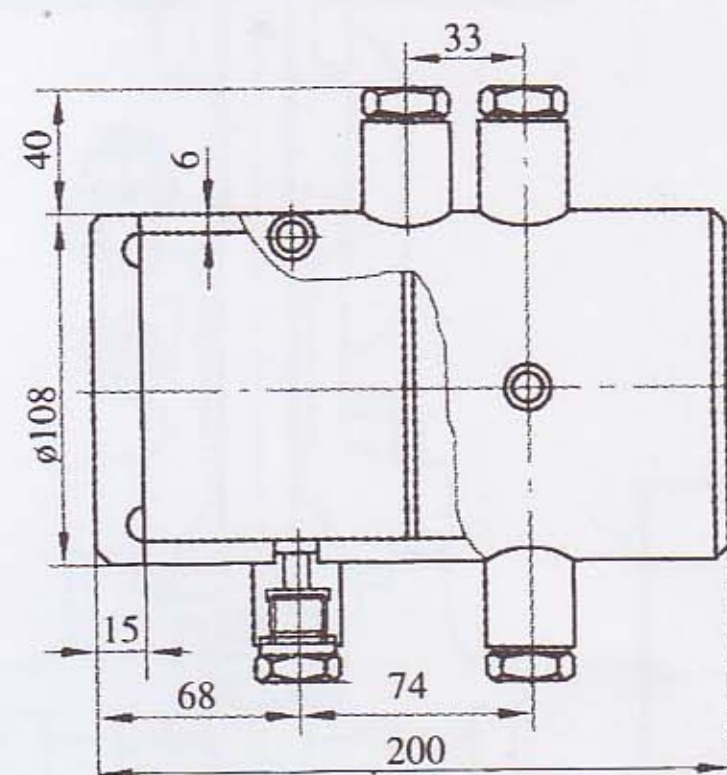
公称压力: PN6.4
Nominal Pressure

YZF1-11 FG2-64 型隔离容器(三)
FG2-64 Isolation vessel



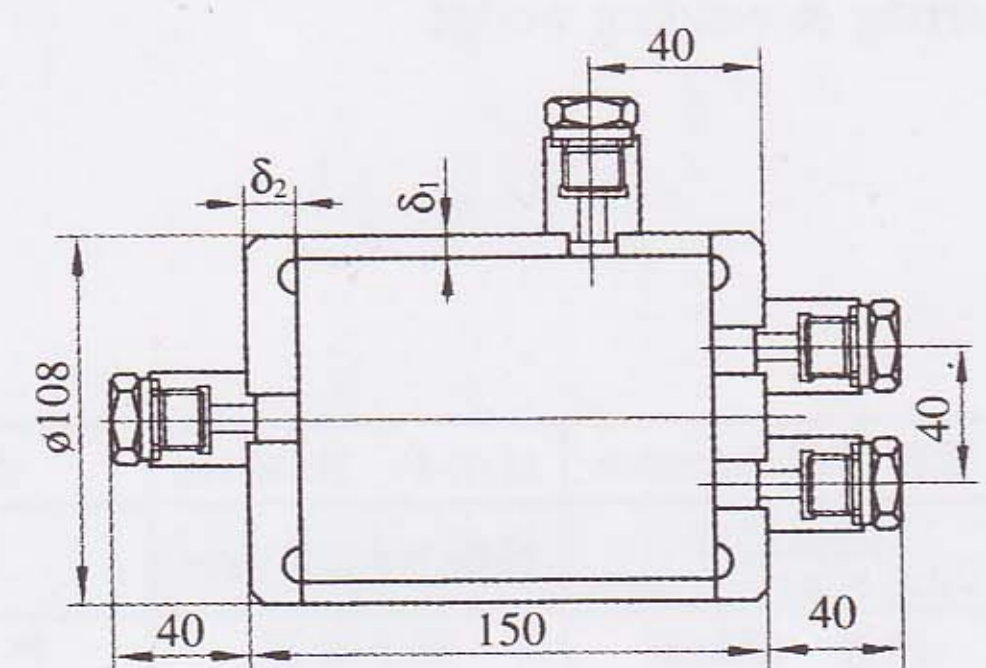
公称压力: PN6.4
Nominal Pressure

YZF1-12 FG3-64 型隔离容器(四)
FG3-64 Isolation vessel



公称压力: PN6.4
Nominal Pressure

YZF1-13 FG4A 型隔离容器(五)
FG4A Isolation vessel



公称压力: PN6.4 PN6.4
Nominal Pressure

YX^W_H 系列仪表保温保护箱

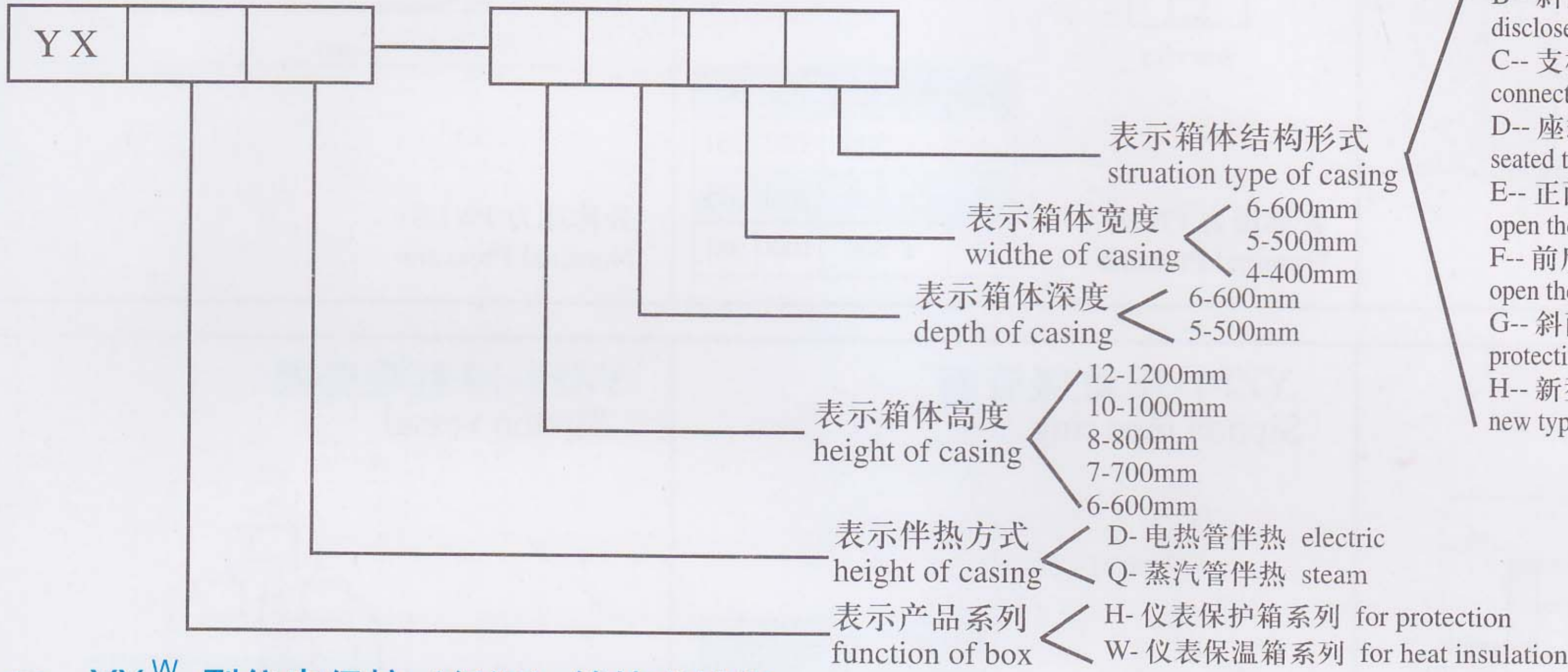
Gauge Heat-proof and protect box

YX^W_H 系列仪表保护箱及保温箱是变送器及其它仪表现场安装保护或保温设备，它具有标准化、程度高、造型美观、结构合理、形式多样。安装操作方便等特点。保护箱由箱体、仪表托架等部件组成。保温箱结构形式与保护箱相同，所不同的是箱内装有电器加热或蒸汽加热装置。

YX^W_H series instrument protection box and incubation are used in transmitter and other protection and thermal insulation equipment which need on-site installation. They have such features as high standard, beautiful shaping reasonable struction, various types and they are convenient for installation. The protection box is mainly made of casing and instrument cradle. The struction of incubator is the same as the protection box's, the difference is electric heating system or the steam heating system which is installde in the box.

一、仪表保护保温箱型号编制说明

The compilation of the type of instrument protection box/incubator



二、YX^W_H 型仪表保护 (保温) 箱技术性能

type instrument protection box/incubator's technical property

1、聚酯树脂玻璃钢的机械性能见表

The mechanical property of polyester and resin organic touhened glass, please see the list.

拉伸强度 T.S MPa	弯曲强度 F.S MPa	冲击强度 P.S MPa	压缩强度 C.S MPa	自然老化年数 natural aging years	比重 S.G kg/m ³
209.0	320.1	16.9	230.0	8 ~ 10	1600

- 保温性能: 10 ~ 25℃
- 环境温度: -50 ~ 60℃
- 饱和蒸汽压力: 0.5MPa
- 伴热蒸汽消耗量: 0.35 ~ 0.8g/h。
- 额定电压: 220V。

- Heating range: 10 ~ 25℃
Ambient temperature: -50 ~ 60℃
Pressure of saturated steam: 0.5MPa
Steam consumption: 0.35 ~ 0.8g/h。
Rated voltage: 220V。

三、YXW 型仪表保温箱伴热结构说明

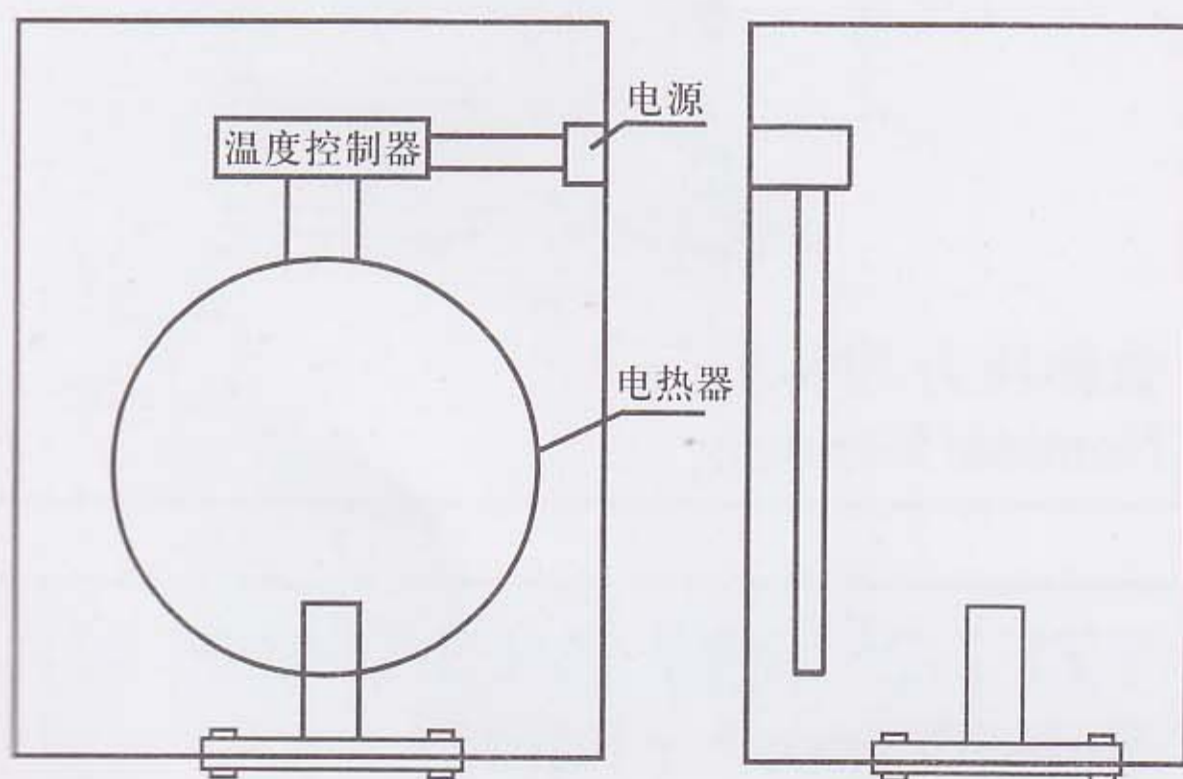
YXW type instrument incubator's accompanying heating structure

I、电热管伴热:

YXWD电加热保温箱由箱体、加热器、仪表托架等三大部分组成，其结构形式与保护箱相同，所不同的是箱内装有电器加热装置，其结构形式如图，电热装置是由电热管，温度控制器组成，箱体侧面装有插座，当接通电源的后，箱内加热到所需温度时，由温度控制器切断电源；当温度下降到一定温度时，再由温度控制器接通电源继续升温。通过反复工作使箱内温度能保持在一定范围内。

I、Electric heating pipe accompanying heating

YXWD electric heating incubator consists case body of keater and instrument bracket. It's structure is the same sa the protection box. The difference is the incubator is installed with the electric heater. It's structure see the drawing, the electric heater consists of electric heating pipes and temperature controller, the box has a socket on the side. After switching on the electric power,the electric heatre begin to work. When the temperature inside the box reach the needed temperature, the temperature controller cut off the electric power. When the temperature reduce to some degree,the temperature will switch on the electric power and the electric heater start to work again.Thus to keep the temperature in a setting range.



恒温加热器主要参数

- 额定电压 200V.50Hz。
- 额定功率 300 ~ 500W。
- 控制温度由用户自定。
- 恒温加热器可做成防爆型。
- 电热管材料有三种：即铜管、碳钢管、不锈钢管。

Major targets of the thermostatic heater:

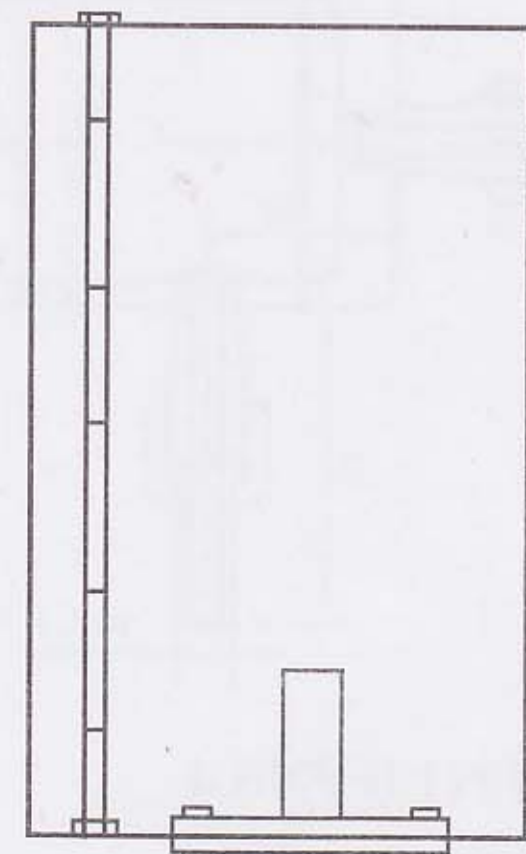
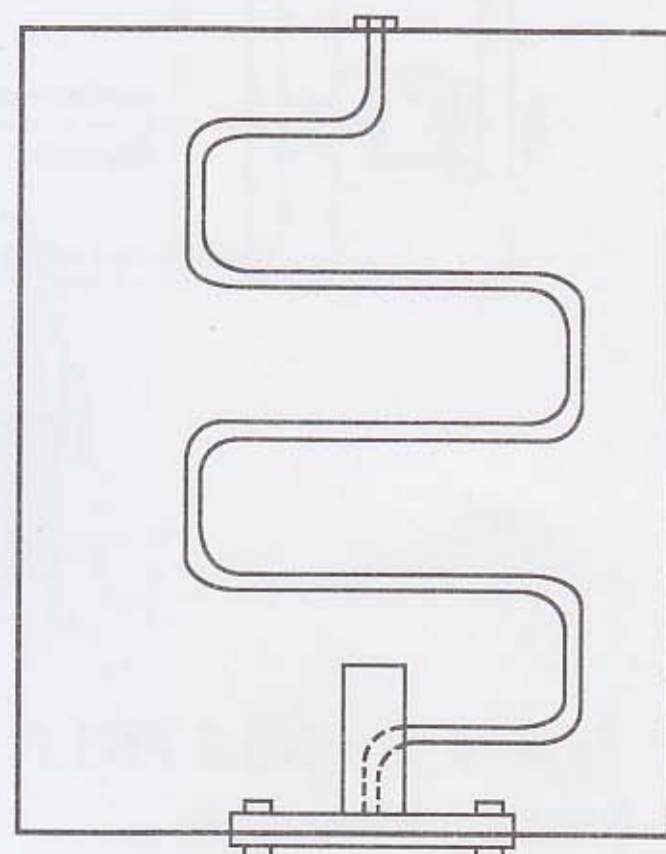
- Rated voltage:220V. 50Hz
- Rated frequency:300~500W
- Control temperature can be set by the user.
- The thermostatic heater may be the anti explosion type
- The material of the electric heating pipe can be the following three types:cube pipe carbon steel pipe and stainless steel pipe.

II、蒸汽管伴热:

蒸汽加热保温箱，伴热管是用金属管弯制成 S 型结构。箱体上下采用焊接式穿板接头与伴热管焊接而成，伴热管安装在箱内为上进下出，通过蒸汽在管腔内的循环而达到加热目的，伴热管材料规格分为两种，即 $\phi 8 \times 1$ 紫铜管； $\phi 14 \times 2$ 无缝钢管(碳钢)。外形美观，其结构见图。

II、Steam pipe heat-proof

The accompanying heating pipe of the steam heating in cubator is "s" type. The box is welded by welded type threading oint and accompanying heating pipe. The accompanying heating pipe inside the box is up-in and down-out type. Through the circulation of the steam in the pipe to achieve the goal of heating. The materialof the accompanying heating pipe has two type: $\phi 8 \times 1$ red copper pipe and $\phi 14 \times 2$ seamless steel pipe(carbon steel).It's structure see the drawing.

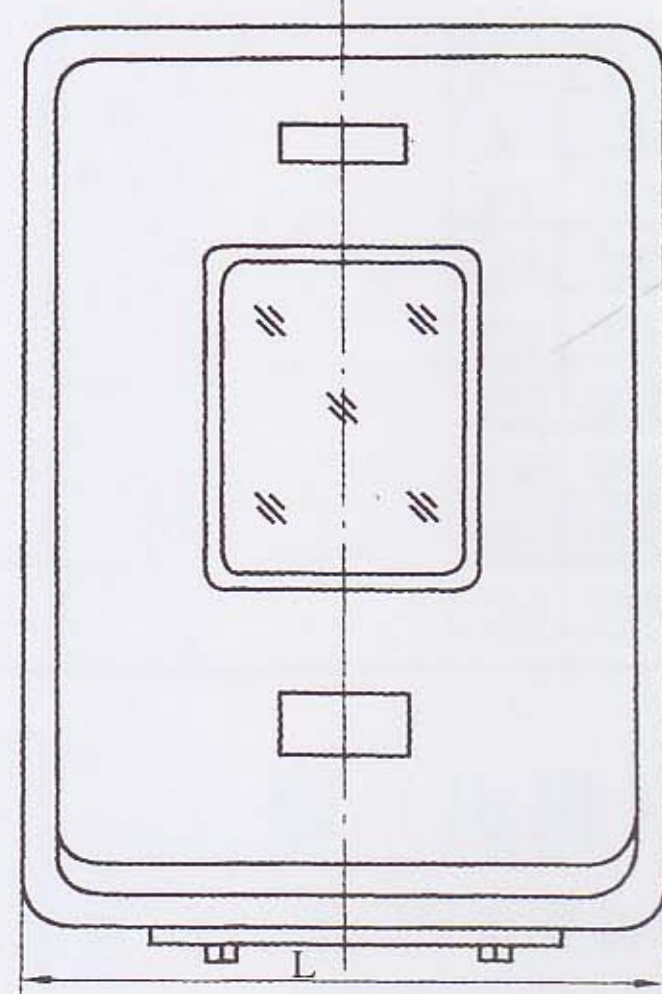
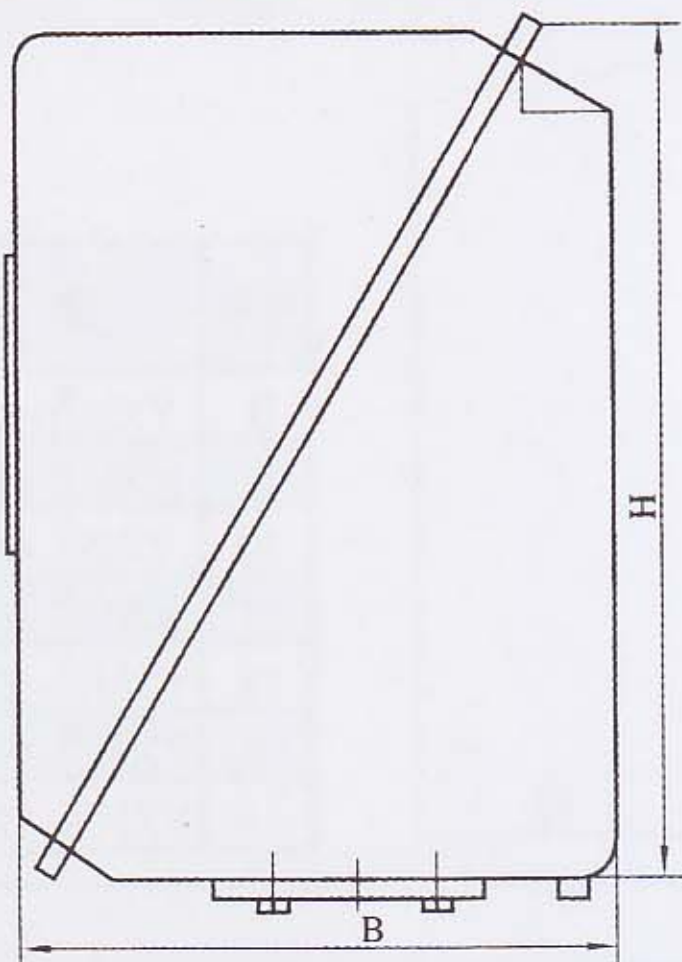


YX^W_H 系列仪表保温保护箱

Gauge Heat-proof and protect box

YX^H_W-A 型仪表保护 (保温) 箱

Gause heat-proof and protect box

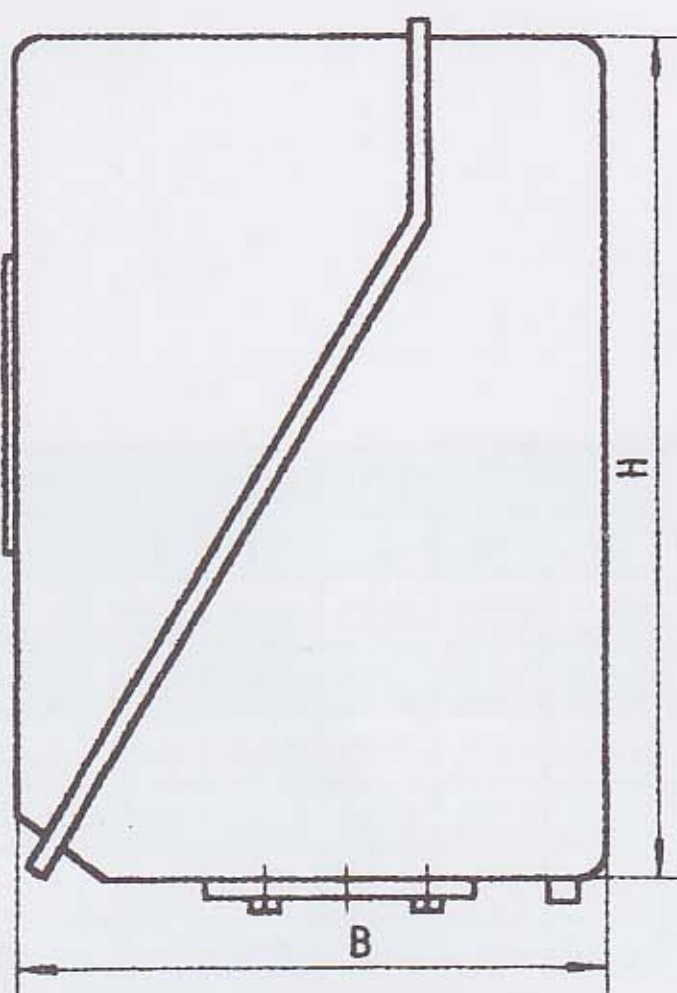


序号	型号	外型尺寸 (mm)			内部净空尺寸 (mm)		
		H	B	L	H	B	L
1	YXH-654A 型	640	500	408	570	480	390
2	YXH-665A 型	600	600	500	530	580	480
3	YXH-856A 型	800	500	600	730	480	580
4	YXH-866A 型	800	600	600	730	580	580
5	YXH-1056A 型	1000	500	600	930	480	580
6	YXH-1066A 型	1000	600	600	930	480	580
7	YXH-1256A 型	1200	500	600	1130	480	580
8	YXH-1266A 型	1200	600	600	1130	580	580

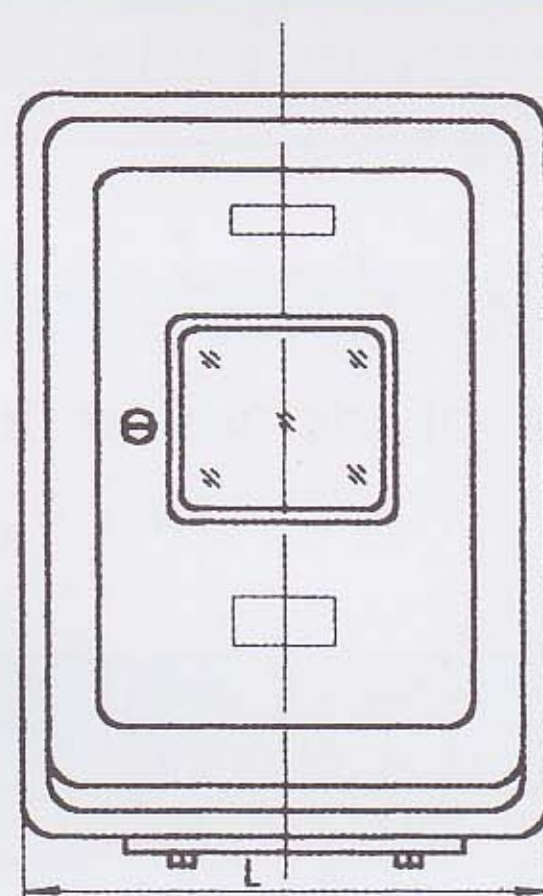
序号	型号	外型尺寸 (mm)			内部净空尺寸 (mm)		
		H	B	L	H	B	L
9	YXH-654A 型	640	500	408	570	480	390
10	YXH-665A 型	600	600	500	530	580	480
11	YXH-856A 型	800	500	600	730	480	580
12	YXH-866A 型	800	600	600	730	580	580
13	YXH-1056A 型	1000	500	600	930	480	580
14	YXH-1066A 型	1000	600	600	930	580	580
15	YXH-1256A 型	1200	500	600	1130	480	580
16	YXH-1266A 型	1200	600	600	1130	580	580

YX^H_W-B 型仪表保护 (保温) 箱

Gause heat-proof and protect box



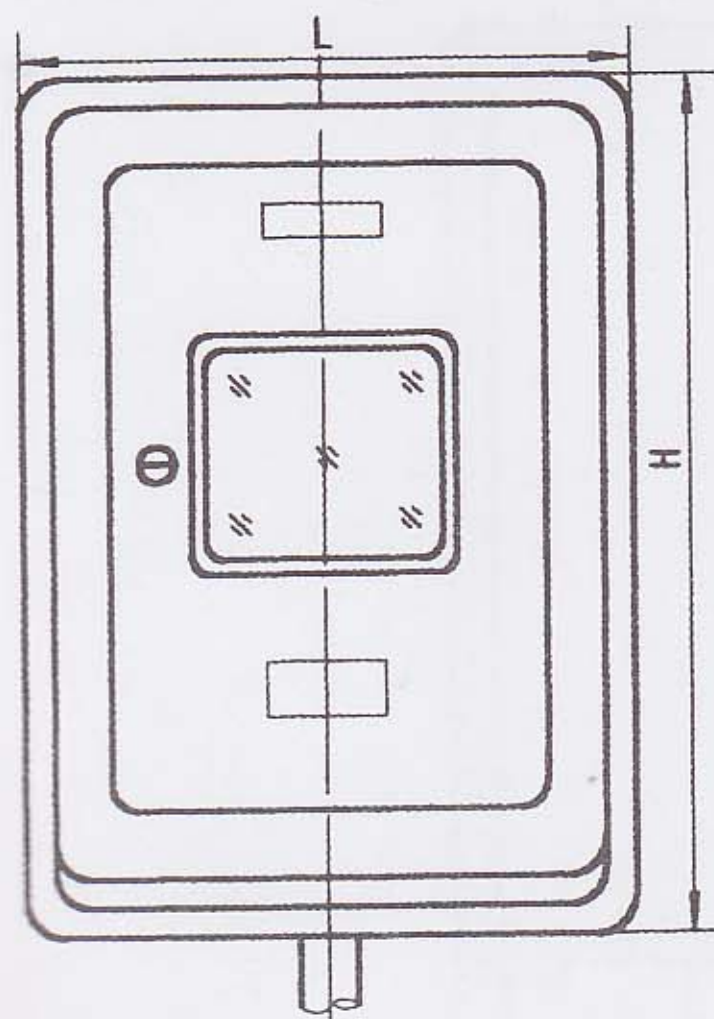
序号	型号	外型尺寸 (mm)			内部净空尺寸 (mm)		
		H	B	L	H	B	L
1	YXH-654B 型	640	500	408	570	480	390
2	YXH-656B 型	600	500	600	530	480	580
3	YXH-666B 型	600	600	600	530	580	580
4	YXH-856B 型	800	500	600	730	480	580
5	YXH-866B 型	800	600	600	730	580	580
6	YXH-1056B 型	1000	600	600	930	480	580
7	YXH-1066B 型	1000	600	600	930	580	580
8	YXH-1256B 型	1200	500	600	1130	480	580



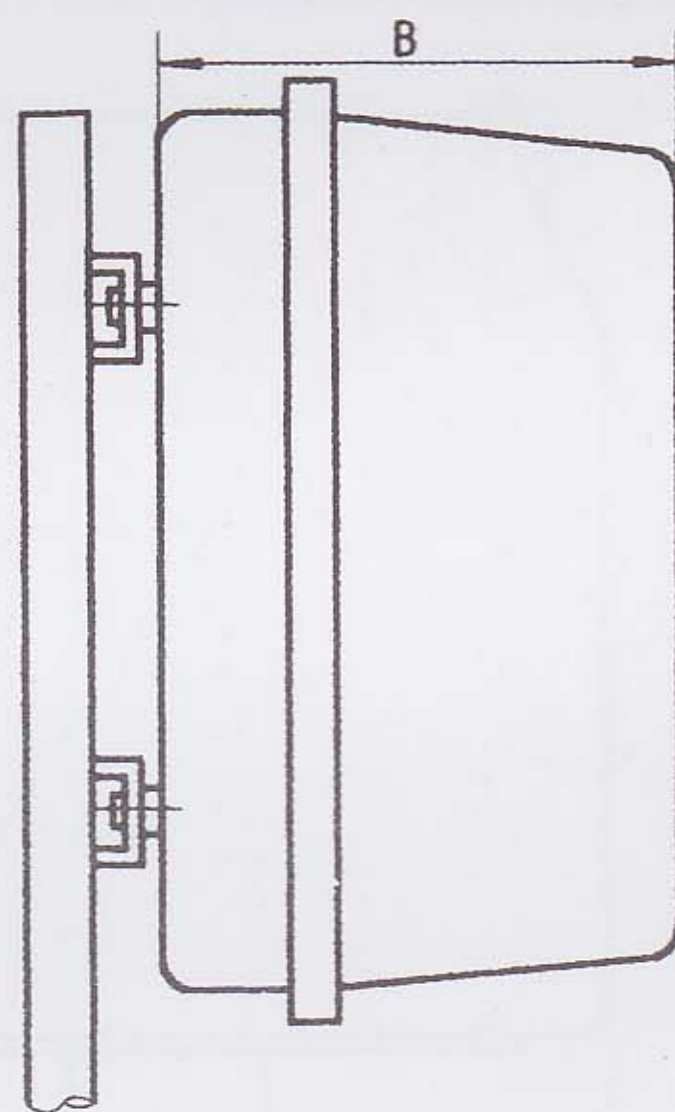
序号	型号	外型尺寸 (mm)			内部净空尺寸 (mm)		
		H	B	L	H	B	L
9	YXH ^D ₀ -654B 型	640	500	408	570	480	390
10	YXH ^D ₀ -656B 型	600	500	600	530	480	580
11	YXH ^D ₀ -856B 型	800	500	600	730	480	580
12	YXH ^D ₀ -866B 型	800	600	600	730	580	580
13	YXH ^D ₀ -1056B 型	1000	500	600	930	480	580
14	YXH ^D ₀ -1066B 型	1000	600	600	930	580	580
15	YXH ^D ₀ -1256B 型	1200	500	600	1130	480	580

YX^H_W-C 型仪表保护 (保温) 箱

Gause heat-proof and protect box



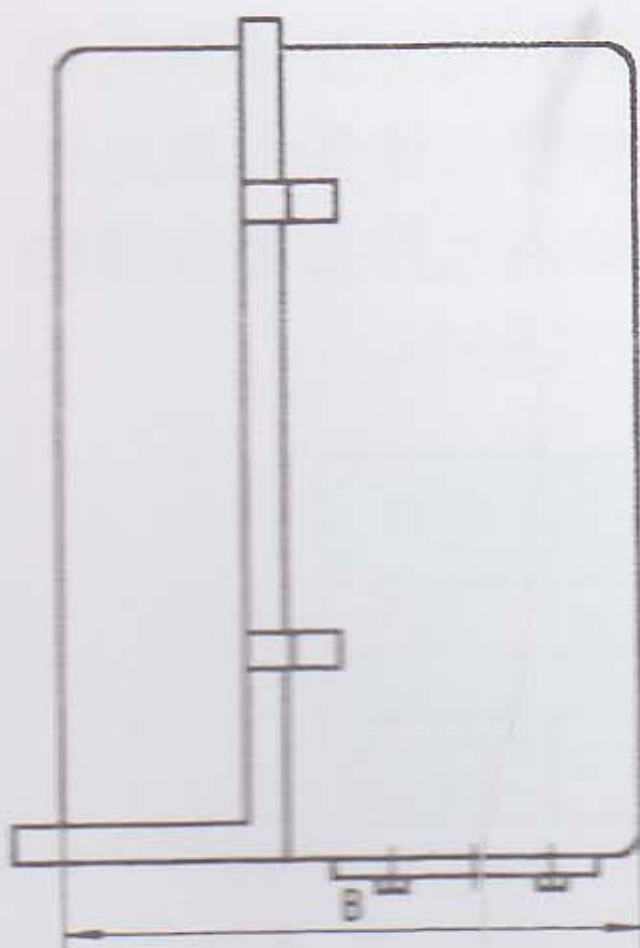
序号	型号	外型尺寸 (mm)			内部净空尺寸 (mm)		
		H	B	L	H	B	L
1	YXH-655C 型	600	500	500	560	480	460
2	YXH-856C 型	800	500	600	760	480	560
3	YXH-866C 型	800	600	600	760	580	560
4	YXH-1056C 型	1000	500	600	960	480	560
5	YXH-1066C 型	1000	600	600	960	580	560
6	YXH-1256C 型	1200	500	600	1150	480	560



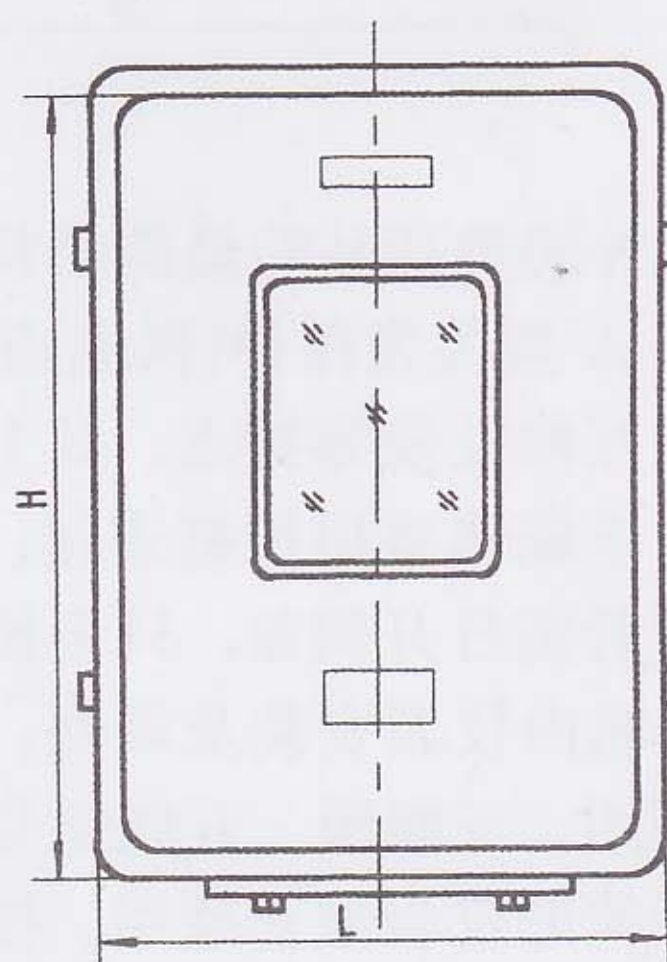
序号	型号	外型尺寸 (mm)			内部净空尺寸 (mm)		
		H	B	L	H	B	L
1	YXH ^D ₀ -655C 型	600	500	500	560	480	460
2	YXH ^D ₀ -856C 型	800	500	600	760	480	560
3	YXH ^D ₀ -866C 型	800	600	600	760	580	560
4	YXH ^D ₀ -1056C 型	1000	500	600	960	480	560
5	YXH ^D ₀ -1066C 型	1000	600	600	960	580	560
6	YXH ^D ₀ -1256C 型	1200	500	600	1150	480	560

YX^H_W-D 型仪表保护 (保温) 箱

Gause heat-proof and protect box



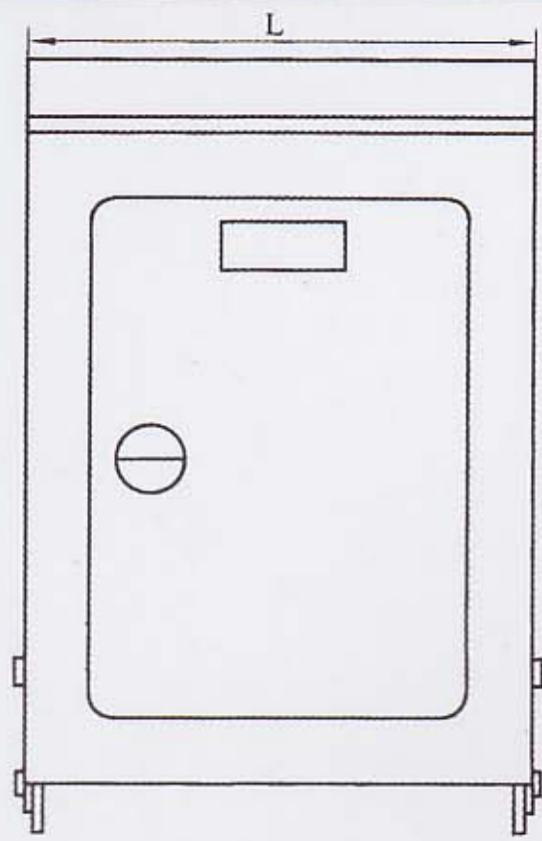
序号	型号	外型尺寸 (mm)			内部净空尺寸 (mm)		
		H	B	L	H	B	L
1	YXH-756D 型	700	500	600	680	480	480
2	YXH-856D 型	800	500	600	780	480	580
3	YXH-866D 型	800	600	600	780	580	580
4	YXH-1056D 型	1000	500	600	980	480	580
5	YXH-1066D 型	1000	600	600	980	580	580
6	YXH-1256D 型	1200	500	600	1170	480	570



序号	型号	外型尺寸 (mm)			内部净空尺寸 (mm)		
		H	B	L	H	B	L
1	YXH ^D ₀ -756D 型	700	500	600	680	480	580
2	YXH ^D ₀ -856D 型	800	500	600	780	480	580
3	YXH ^D ₀ -866D 型	800	600	600	780	580	580
4	YXH ^D ₀ -1056D 型	1000	500	600	980	480	580
5	YXH ^D ₀ -1066D 型	1000	600	600	980	580	580
6	YXH ^D ₀ -1256D 型	1200	500	600	1170	480	570

YX^W_H 系列仪表保温保护箱

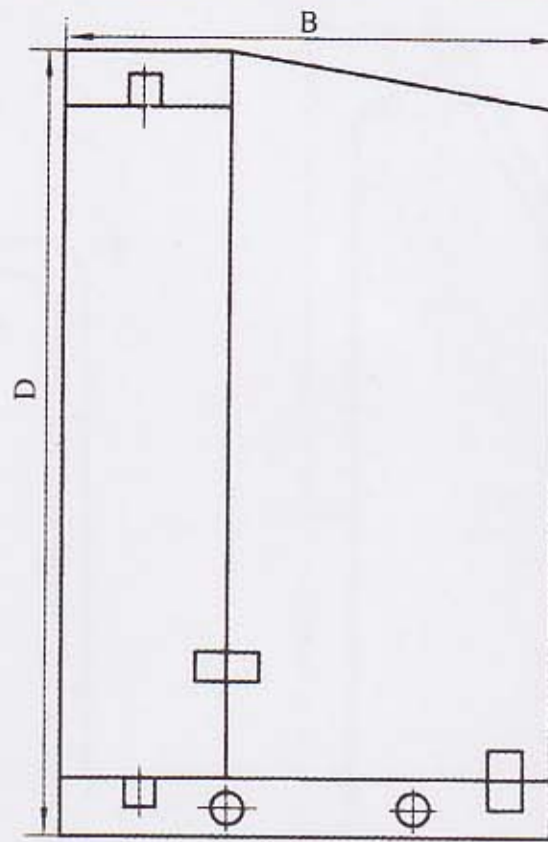
Gauge Heat-proof and protect box



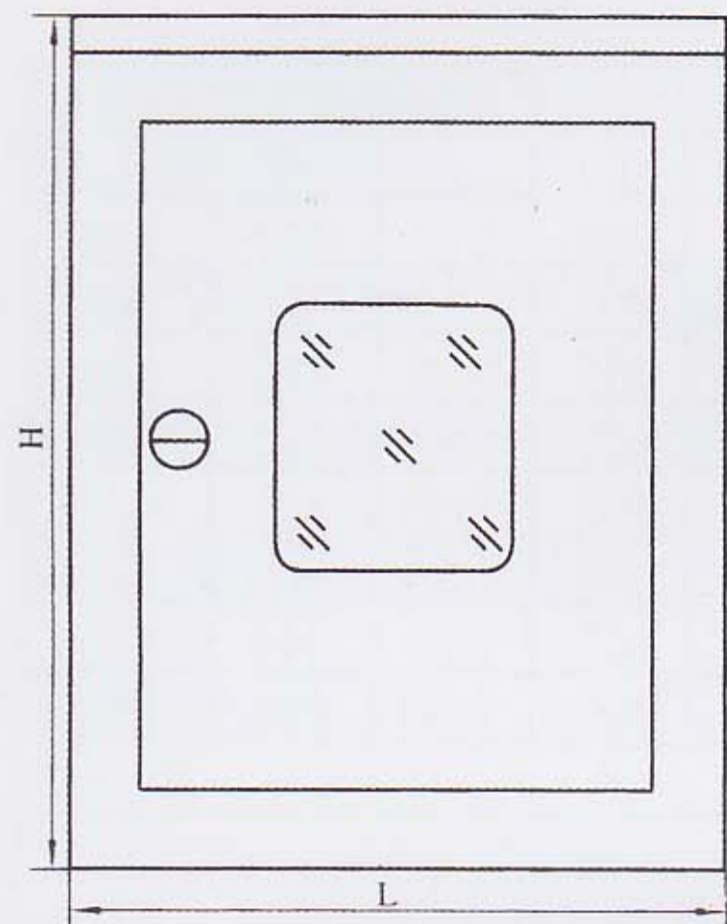
YX^H-E 型仪表保护 (保温) 箱

Gause heat-proof and protect box

序号	型 号	外型尺寸 (mm)			内部净空尺寸 (mm)		
		H	B	L	H	B	L
1	YXH-654E 型	600	500	410	560	450	370
2	YXH-666E 型	600	600	500	530	580	480
3	YXH-856E 型	800	500	600	760	460	560
4	YXH-866E 型	800	600	600	760	560	560
5	YXH-1056E 型	1000	600	600	960	460	560
6	YXH-1066E 型	1000	600	600	960	560	560
7	YXH-1256E 型	1200	500	600	1160	460	560




序号	型 号	外型尺寸 (mm)			内部净空尺寸 (mm)		
		H	B	L	H	B	L
8	YXH ^D ₀ -654E 型	600	500	410	540	460	370
9	YXH ^D ₀ -666E 型	600	500	500	530	580	480
10	YXH ^D ₀ -856E 型	800	500	600	740	460	565
11	YXH ^D ₀ -866E 型	800	600	600	740	560	565
12	YXH ^D ₀ -1056E 型	1000	500	600	940	460	565
13	YXH ^D ₀ -1066E 型	1000	600	600	940	560	565
14	YXH ^D ₀ -1256E 型	1200	500	600	1140	460	565



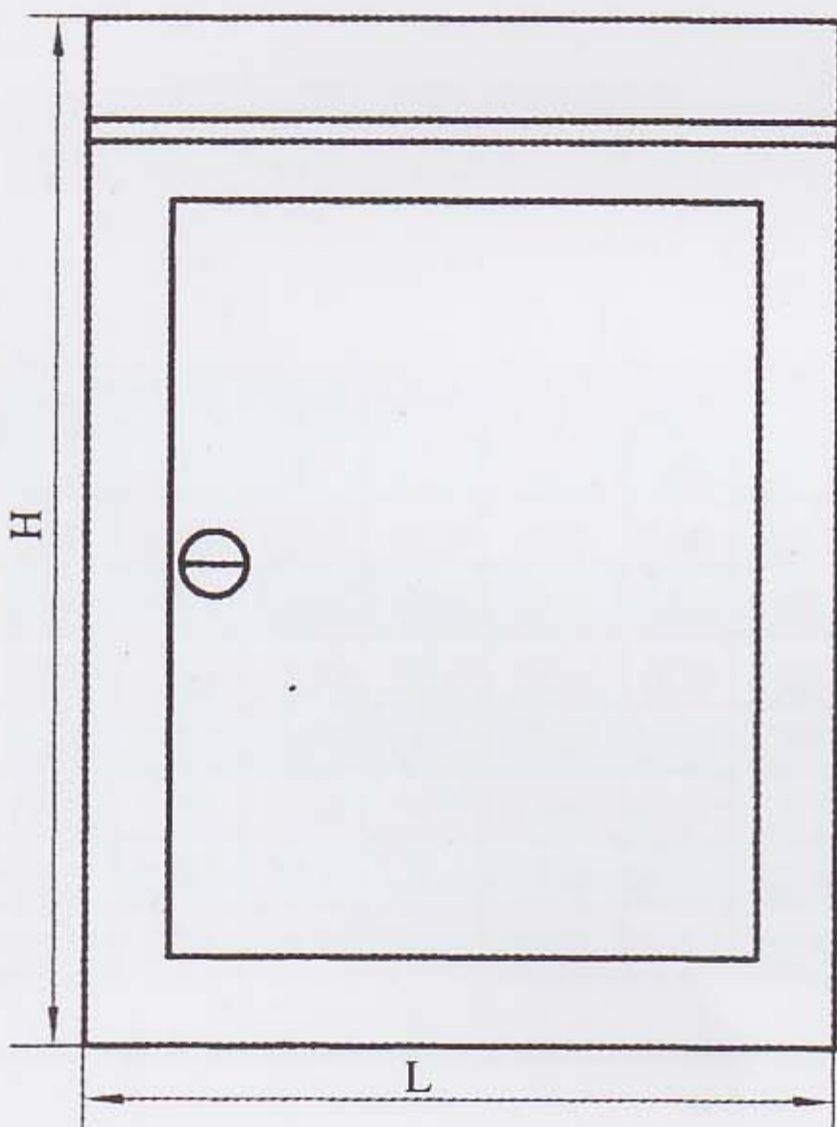
YX^H-F 型仪表保护 (保温) 箱

Gause heat-proof and protect box

序号	型 号	外型尺寸 (mm)			内部净空尺寸 (mm)		
		H	B	L	H	B	L
1	YXH-654F 型	600	500	410	550	470	405
2	YXH-856F 型	800	500	600	750	470	595
3	YXH-866F 型	800	600	600	750	570	595
4	YXH-1056F 型	1000	500	600	950	470	595
5	YXH-1066F 型	1000	600	600	950	570	595
6	YXH-1256F 型	1200	500	600	1150	470	595
7	YXH-1266F 型	1200	600	600	1150	570	595



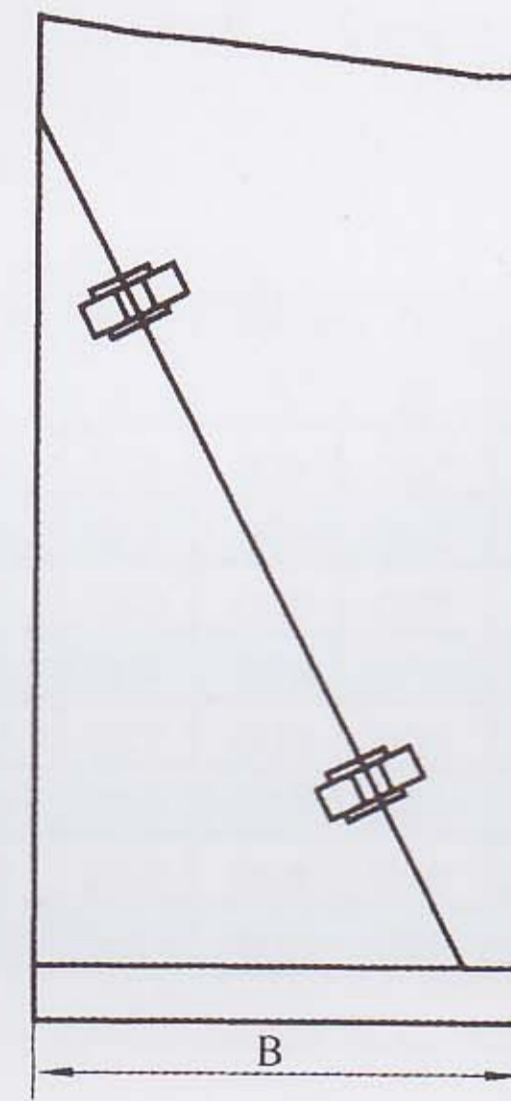
序号	型 号	外型尺寸 (mm)			内部净空尺寸 (mm)		
		H	B	L	H	B	L
8	YXH ^D ₀ -856F 型	800	500	600	750	470	595
9	YXH ^D ₀ -866F 型	800	600	600	750	570	595
10	YXH ^D ₀ -1056F 型	1000	500	600	950	470	595
11	YXH ^D ₀ -1066F 型	1000	600	600	950	570	595
12	YXH ^D ₀ -1256F 型	1200	500	600	1150	470	595
13	YXH ^D ₀ -1266F 型	1200	600	600	1150	570	595



YX^H-G 型仪表保护(保温)箱

Gause heat-proof and protect box

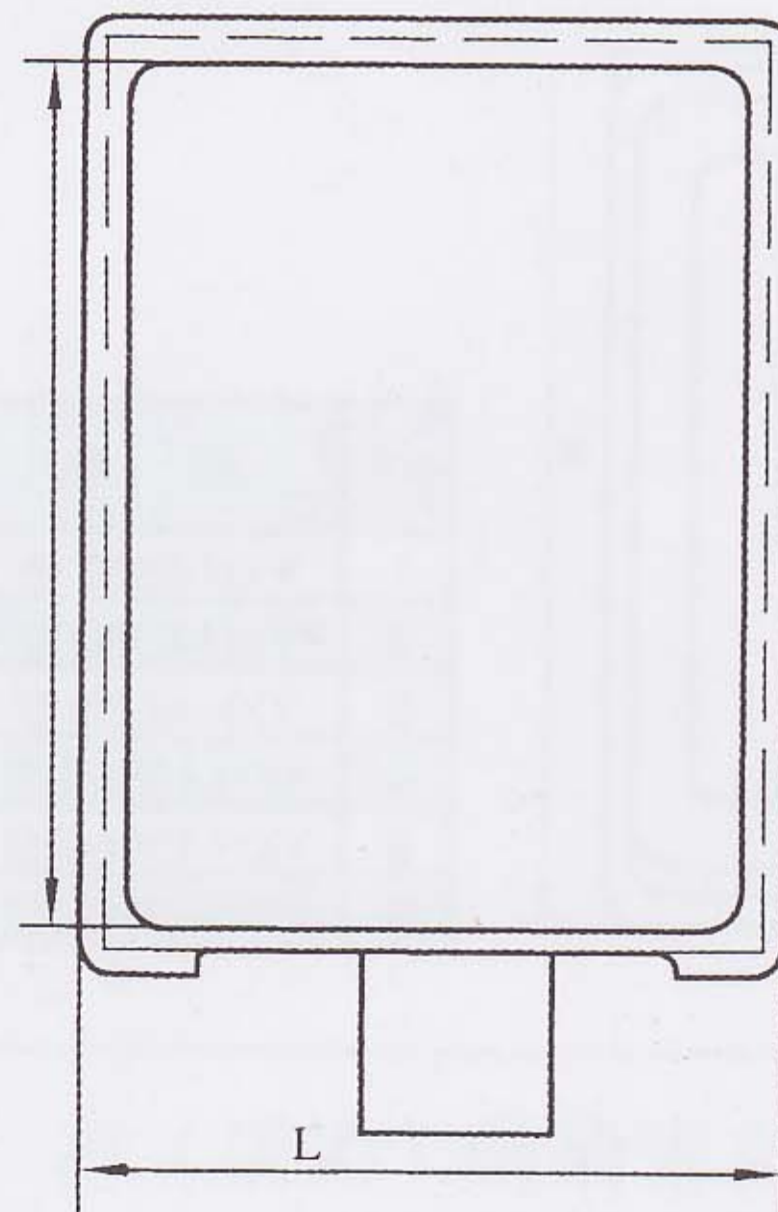
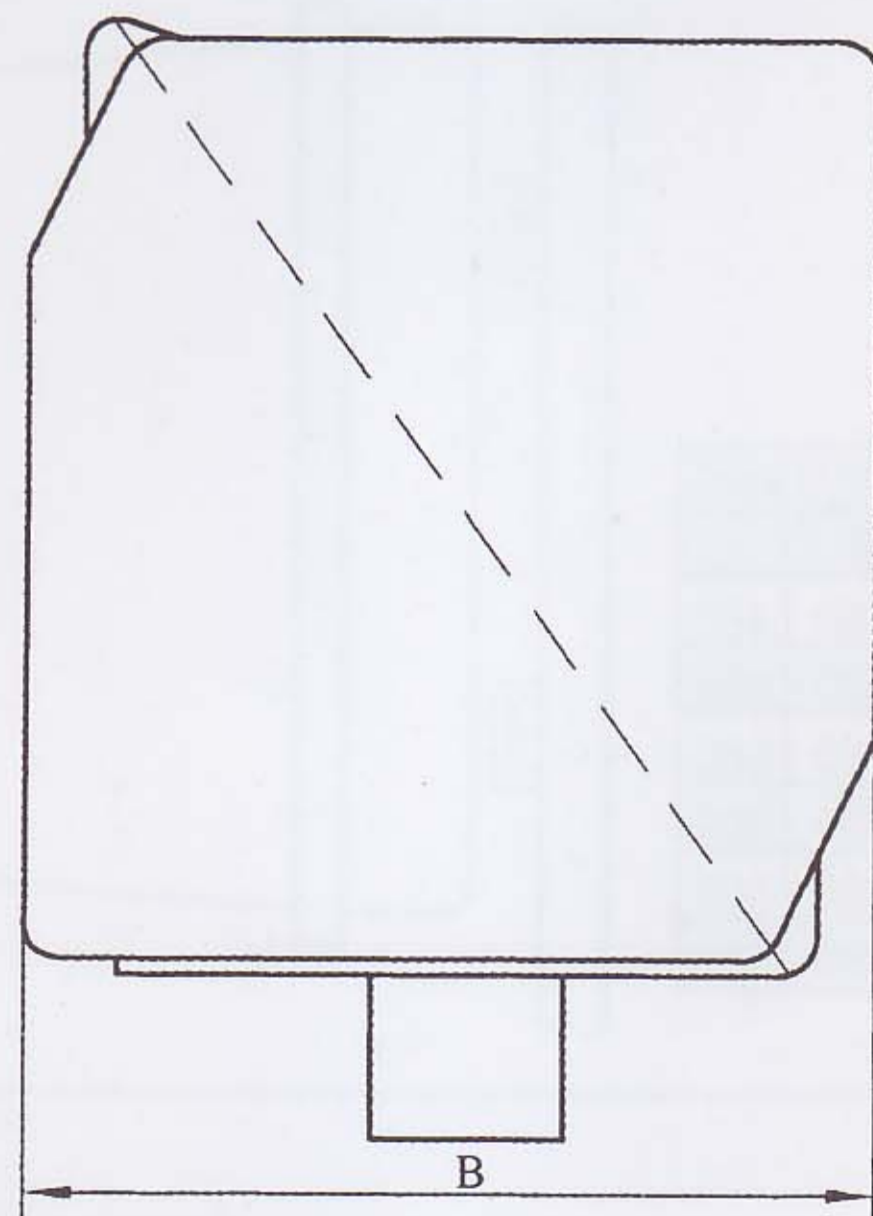
序号	型 号	外型尺寸 (mm)			内部净空尺寸 (mm)		
		H	B	L	H	B	L
1	YXH-856G 型	800	500	600	700	495	590
2	YXH-866G 型	800	600	600	700	595	590
3	YXH-1056G 型	1000	500	600	900	495	590
4	YXH-1066G 型	1000	600	600	900	595	590
5	YXH-1256G 型	1200	500	600	1100	495	590
6	YXH-1266G 型	1200	600	600	1100	595	590



序号	型 号	外型尺寸 (mm)			内部净空尺寸 (mm)		
		H	B	L	H	B	L
7	YXH ^D ₀ -856G 型	800	500	600	650	445	540
8	YXH ^D ₀ -866G 型	800	600	600	650	545	540
9	YXH ^D ₀ -1056G 型	1000	500	600	850	445	540
10	YXH ^D ₀ -1066G 型	1000	500	600	850	545	540
11	YXH ^D ₀ -1256G 型	1200	500	600	1050	445	540
12	YXH ^D ₀ -1266G 型	1200	600	600	1050	545	540

YX^H-I 型仪表保护 (保温) 箱

Gause heat-proof and protect box



YX-I 系列仪表保护(保温)箱, 是根据国外同类产品的最新结构形式设计的, 其材料为玻璃钢, 它与 YX-A 型仪表保护(保温)箱相比, 具有外形美观、结构小巧、重量轻、互换性强等特点。其上下箱体结构尺寸完全相同, 可以互换。上、下箱体采用铰链连接, 并装有搭扣, 箱内装有撑杆, 以支撑箱盖。若需打开箱盖, 只要松开搭扣, 将上箱体向上掀起 90° 即可, 便于箱内仪表安装及调修。该结构形式的保温(保护)箱适用于仪表二阀组、三阀组、五阀组与压力变送器、差压变送器、压力表、压力开关等仪表配套使用。仪表阀组可直接与保温箱底面或侧面相连接, 可省去箱内安装板和安装

支柱, 缩小了保温箱体积。保温箱内的加热方式可分为电加热和蒸汽拌热两种, 蒸汽拌热以可分为直接将阀体作为散热体拌热和蒸汽散热管拌热。这种安装方式将箱内元件更加合理地安装在一起, 因此所需保温箱的体积可大大缩小。

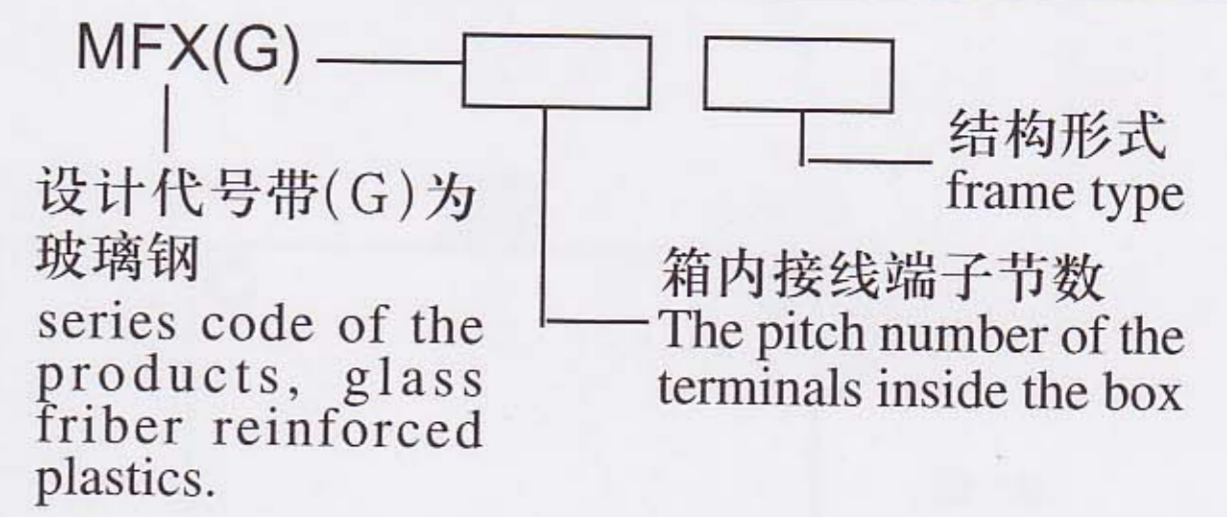
序号	型 号	外型尺寸 (mm)			内部净空尺寸 (mm)			备 注
		H	B	L	H	B	L	
1	YXH-444G 型	450	450	410	425	400	405	
2	YXH-655G 型	630	550	578	600	500	570	
3	YXH-685G 型	630	950	578	600	800	570	供多台仪表一同安装用

MFX 系列接线箱

Connection box

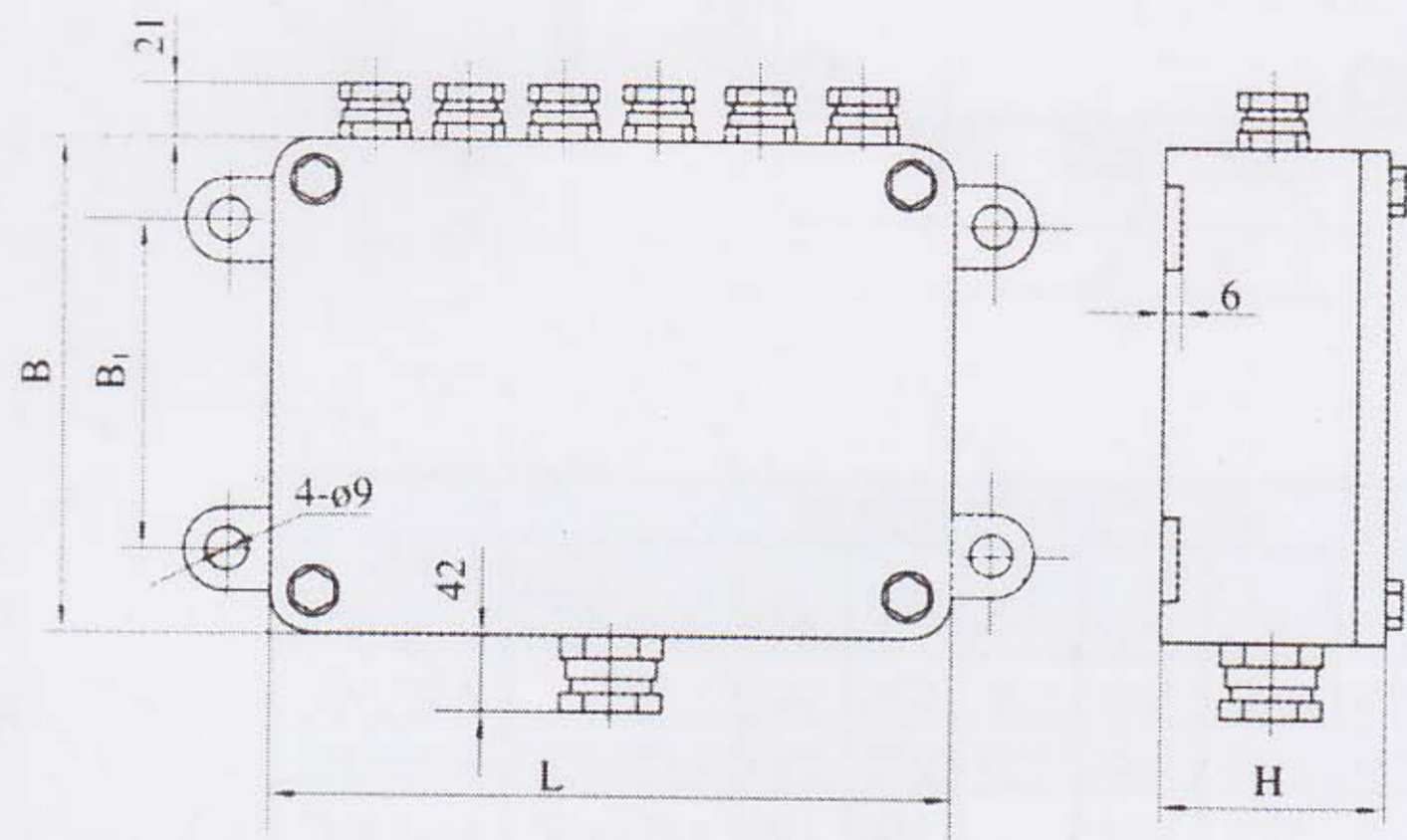
MFX 系列防溅式接线箱，可作为多芯电缆终端和电缆的分线接线等用，适用于在无爆炸危险、无足以腐蚀金属和破坏绝缘的气体、无导电尘埃介质 500 伏以下低压电气回路中。

MFX series splash-proof type junction box are suitable for the use of branching and wiring the multiple-core terminal and cable. It's suitable for working in the explosion risk, any gas that may corrode or destroy the insulation and any conducting dust.



设计代号带(G)为玻璃钢
series code of the products, glass fiber reinforced plastics.

结构形式
frame type
箱内接线端子节数
The pitch number of the terminals inside the box



MFX-XX-A型接线箱的箱体两侧装有不同数量和规格的密封填料盒(填料盒的橡胶密封填料的开孔尺寸是由电缆的实际外径决定)，以便引入或输出各路的电源电缆。

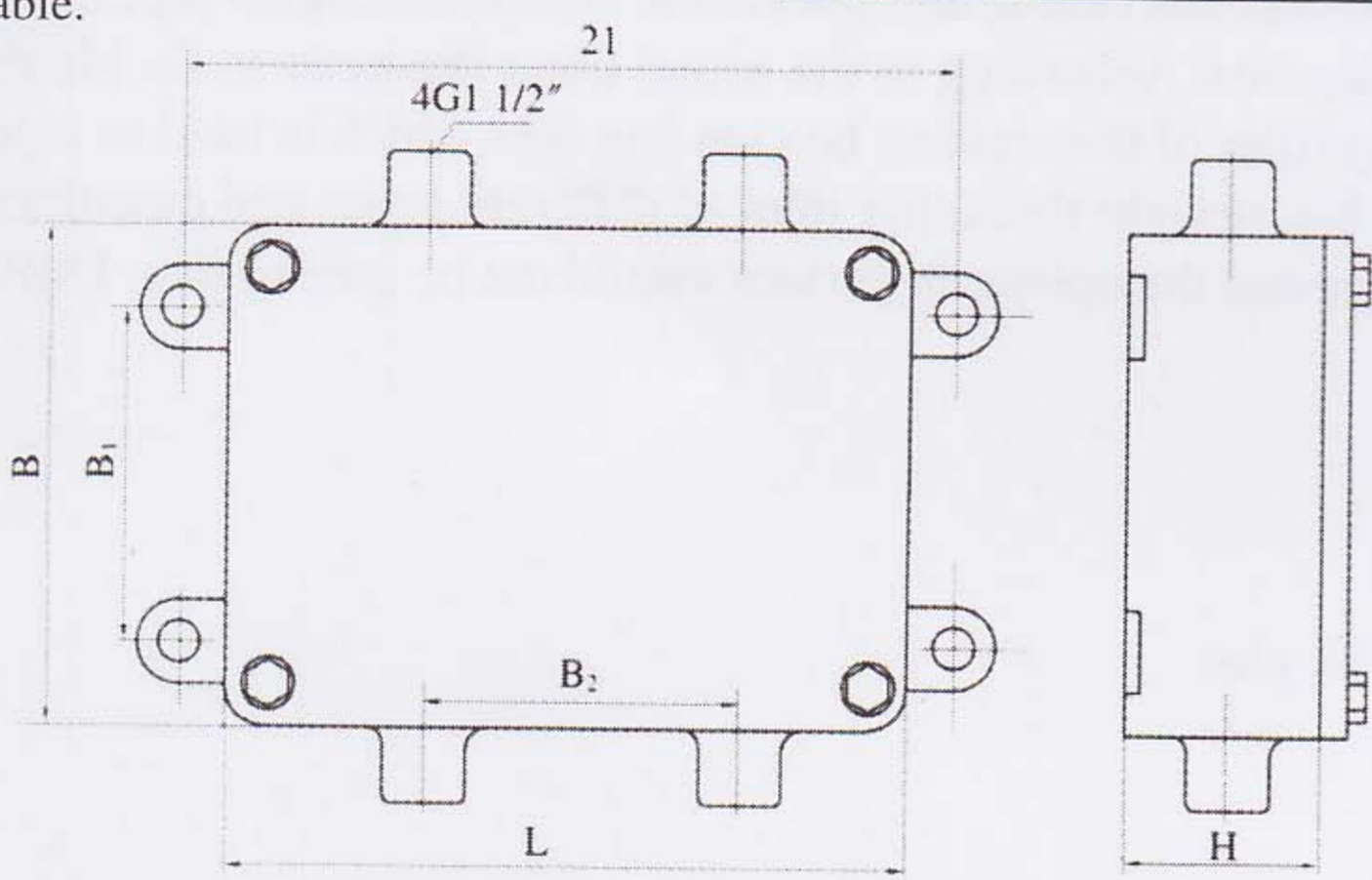
型号	外型尺寸 (mm)			安装尺寸		接头数量	
	L	B	H	L ₁	B ₁	进	出
MFX-36	380	200	100	410	140	1	12
MFX-24	290	200	100	320	140	1	8
MFX-12	180	200	100	210	140	1	4

MFX-XX A type junction box have the sealing stuffing boxes of different quantity and specification on both two sides. (The hole's size of the rubber sealing filler of the stuffing boxes is decided by the actual outer diameter of the cable), which are convenient for inputting or outputting the power cable of each circuit.

MFX-XX B型接线箱适用于电线穿管中的电线，电缆的分线，接线之用。

MFX-XX B type junction box are suitable for the use of branching and wiring of the cellular electric wire and cable.

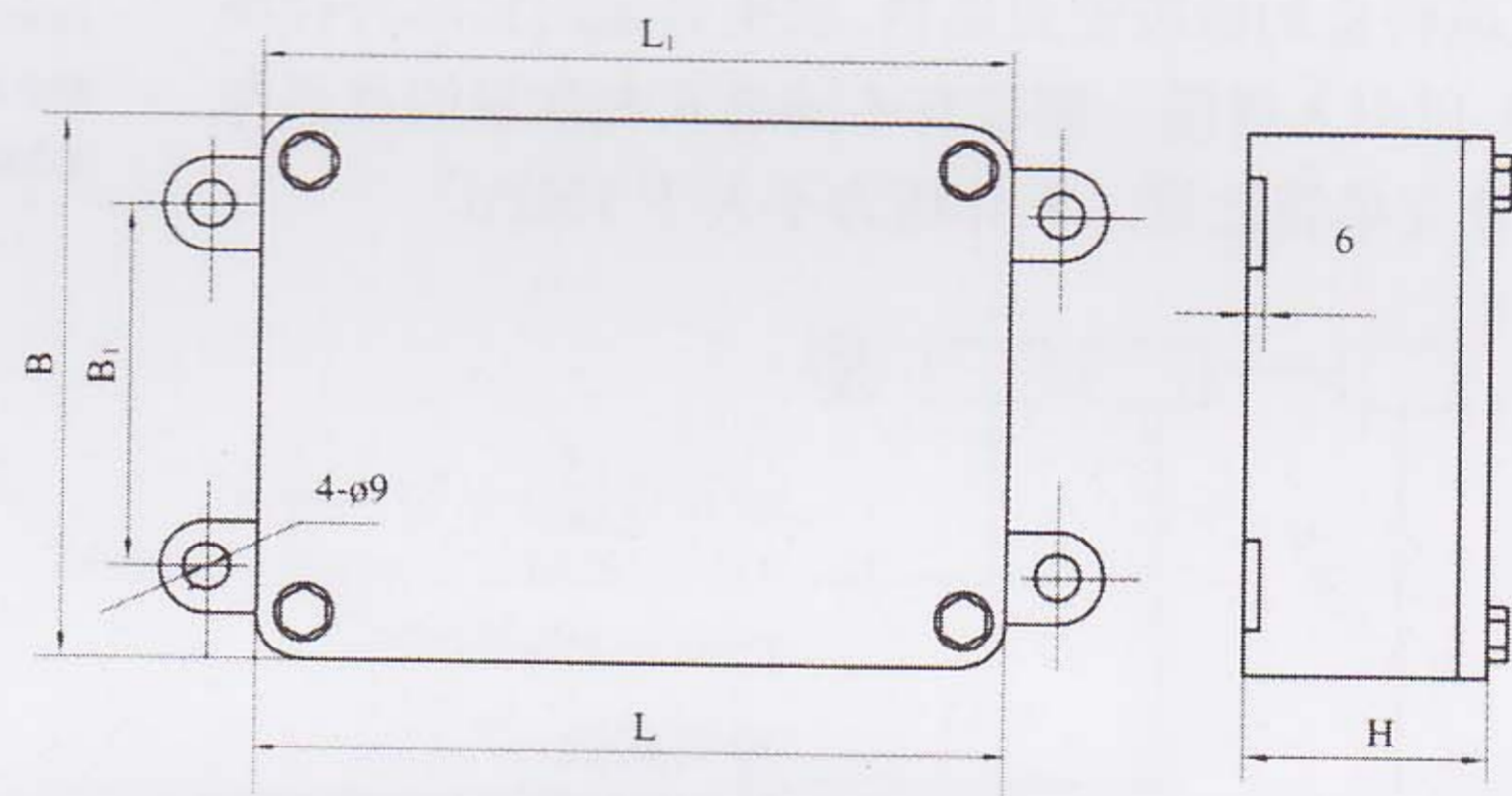
型号	外型尺寸 (mm)			安装尺寸		
	L	B	H	L ₁	B ₁	B ₂
MFX-36B	340	200	100	420	140	160
MFX-24B	280	200	100	310	140	130



MFX-XX D型接线箱的四周不开孔。不带填料盒，其开孔位置和开孔数量可根据现场的具体情况自行确定。

MFX-XX D type junction box have no holes and stuffing boxes. The hole's location and quantity should be decided by the actual condition of the site.

型号	外型尺寸 (mm)			安装尺寸	
	L	B	H	L ₁	B ₁
MFX-36D	380	200	100	410	140
MFX-24D	290	200	100	320	140
MFX-12D	180	200	100	210	140




XL 系列接线箱

Connection box

XL 系列的接线箱，箱体是采用铝合金精制而成的。供现场仪表与控制中心之间电缆线芯的转换连接之用。室内室外均可安装使用，防雨防溅，防尘防爆，可用于无防爆要求的场合。也可用于安全火花型仪表系统，适用于 500 伏以下低压电气回路中。

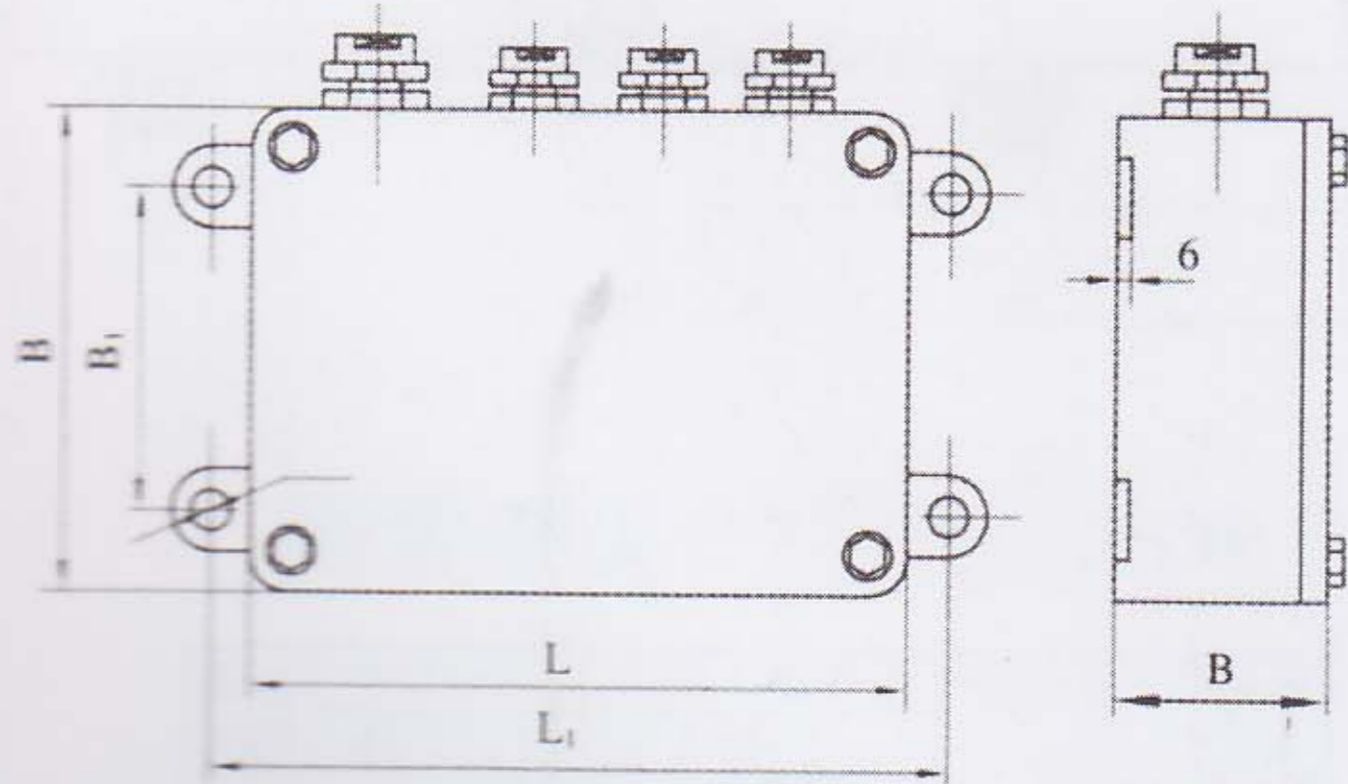
The box of XL series junction box are made of aluminium alloy and are used to transform and connect the cable cores between the instruments on site and the control center. They are suitable for both indoor and outdoor use, rain-proof and splash-proof, dust-proof and damp-proof, and also suitable for the place without antiexplosion requirements. They can be used in intrinsically safe type instrument system and low voltage electric return circuit below 500V.



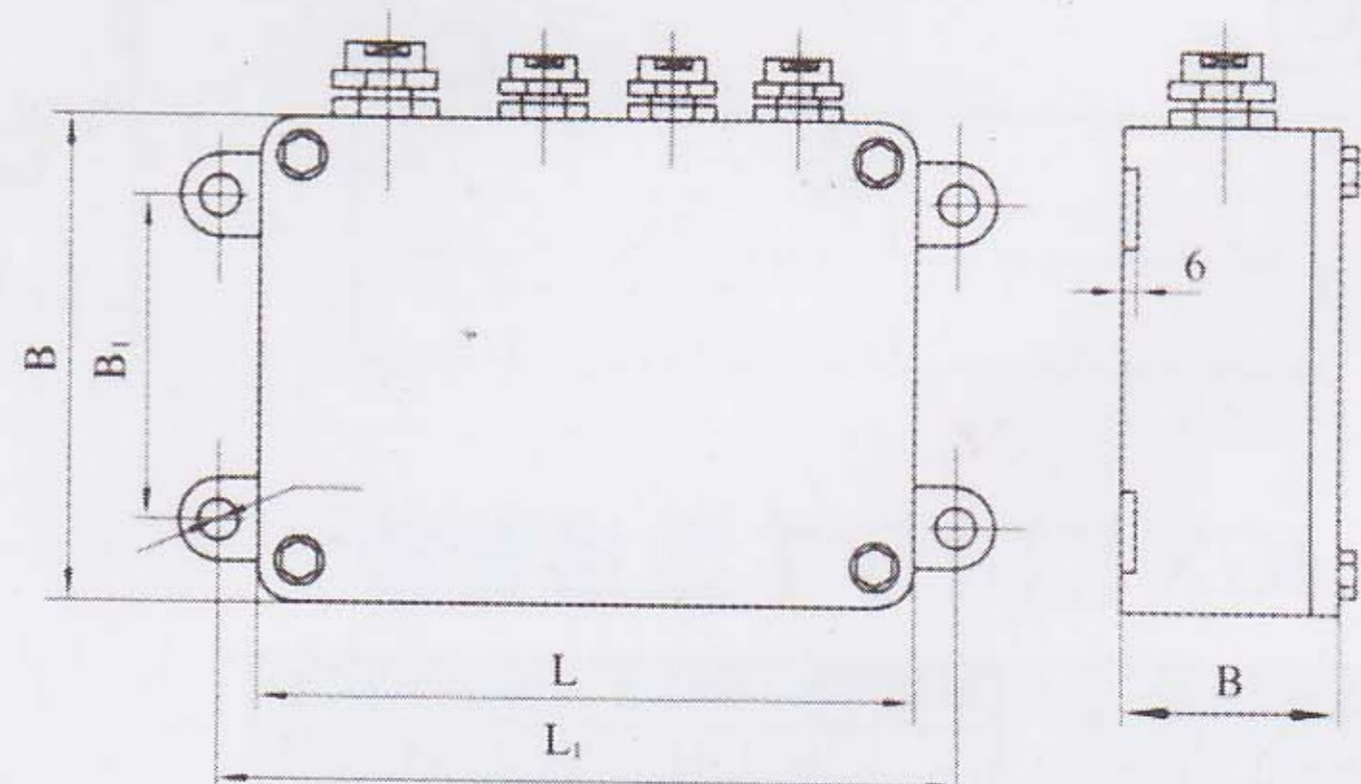
接头布置特征
The arrangement characteristics of the joint

箱内端子节数
The pitch number of the terminals inside the box

- A- 总线与支线在箱体同侧，支线为电缆
The main wire and the branch wire are in the same side of the box, the branch wire is cable
- B- 总线与支线在箱体同侧，支线为电缆
The main wire and the branch wire are in the same side of the box, the branch wire is cable
- C- 总线与支线分在箱体对侧，支线为电缆
The main wire and the branch wire are in the opposite side of the box, the branch wire is cable
- D- 总线与支线分在箱体对侧，支线为电缆
The main wire and the branch wire are in the opposite side of the box, the branch wire is cable



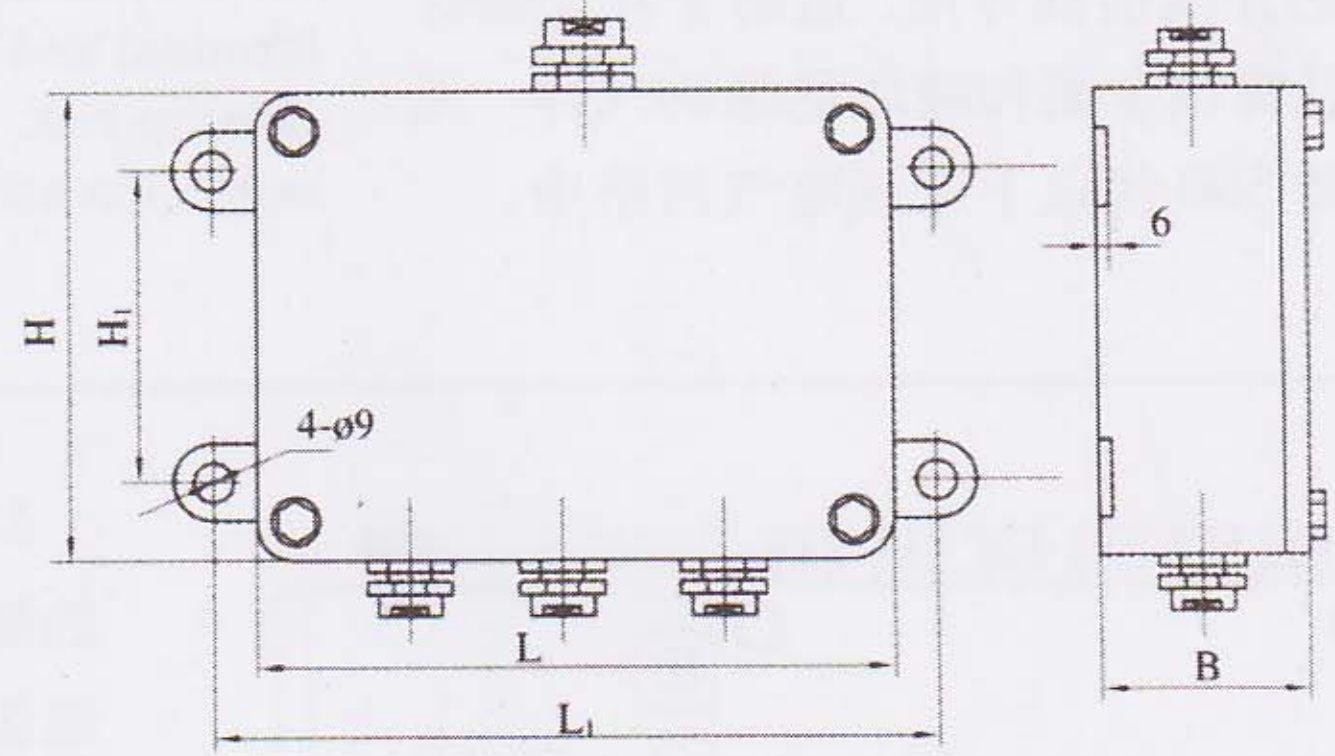
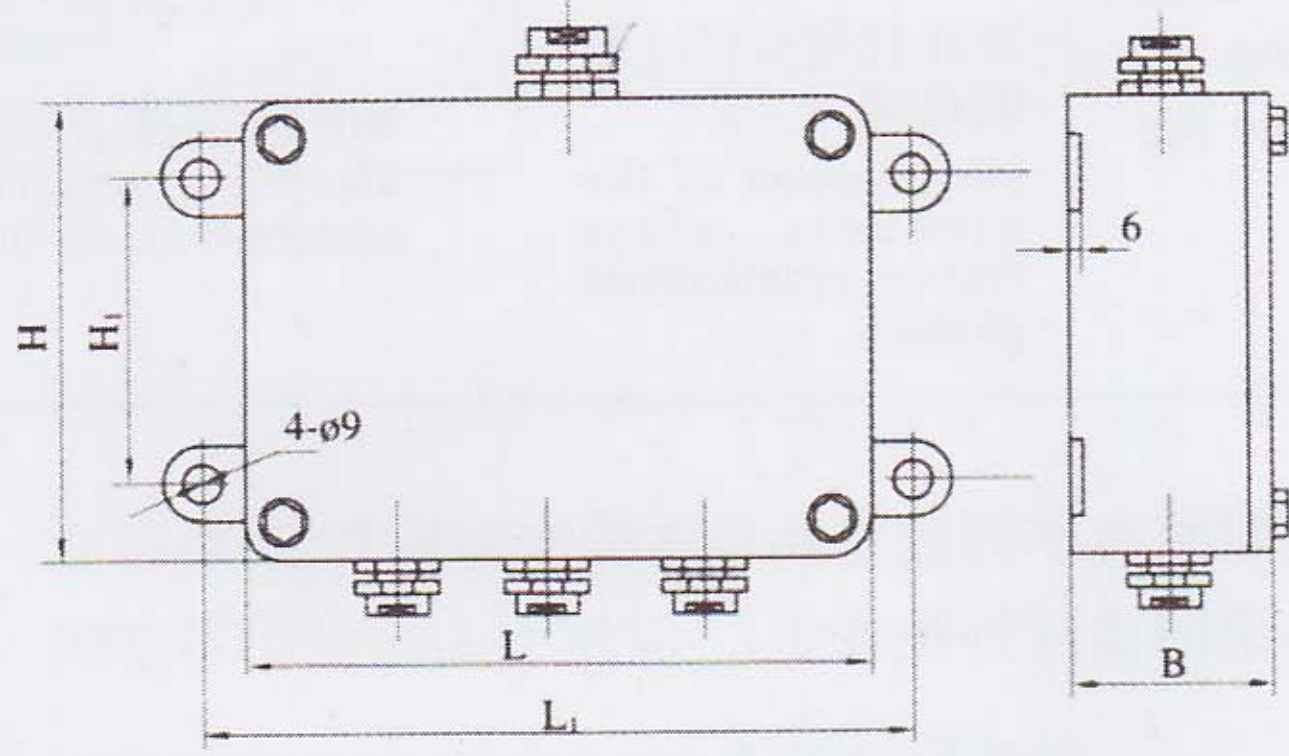
型号	L	H	B	L ₁	L ₂	H ₁	接头规格及数量	
							进口	出口
							XL-36A	400
XL-24A	300	220	100	330	92	140	1-G1 1/2"	2-G1 1/2"
XL-12A	200	220	100	230	92	140	1-G1 1/4"	1-G1 1/4"



型号	L	H	B	L ₁	L ₂	H ₁	接头规格及数量	
							进口	出口
							XL-36A	350
XL-24A	300	220	100	330	92	140	1-G1 1/2"	2-G1 1/2"
XL-12A	100	220	100	230	90	140	1-G1 1/4"	1-G1 1/4"

XL 系列接线箱

Connection box



XL-□ C型接线箱								
型号	L	H	B	L ₁	L ₂	H ₁	接头规格及数量	
							进口	出口
XL-36C	400	220	100	100	380	140	1-G1"	3-G1 1/2"
XL-24C	220	220	100	110	250	140	1-G1 1/2"	2-G1 1/2"
XL-12C	200	220	100		160	140	1-G1 1/4"	1-G1 1/4"

XL-□ D型接线箱								
型号	L	H	B	L ₁	L ₂	H ₁	接头规格及数量	
							进口	出口
XL-36D	400	220	100	100	380	140	1-G1"	3-G1 1/2"
XL-24D	220	220	100	110	250	140	1-G1 1/2"	2-G1 1/2"
XL-12D	200	220	100		160	140	1-G1 1/4"	1-G1 1/4"

JGX 系列接管箱

Tube Connection box

JGX 系列防溅式接管箱(管缆箱), 可用来作为多芯管缆终端接管及气动仪表信号管缆现场的分支等, 箱体的一侧装有密封填料盒(填料盒的橡胶密封填料, 根据管缆的实际外径决定开孔尺寸), 以引入管缆一侧装有不同形式和数量的直通穿板接头, 供分支单管之用, 工作压力不大于 1MPa。

JGX series splash-proof type adapter box(duct cable box) can be used as the branch of the terminal adapter of multiple-core duct cable and pneumatic instrument signal pipe cable. The box has the sealing stuffing box (According to the actual outer diameter to decide the hole size on the rubber sealing filler of the stuffing box) on one side, which is used to input the duct cable. The other side has straight threading joint of different types and quantities, which are for branch single pipe and the operating pressure should not be greater than 1MPa.

JGX □-□ 型

配用管缆或单管的材料
The material of accessorized duct cable or single pipe.

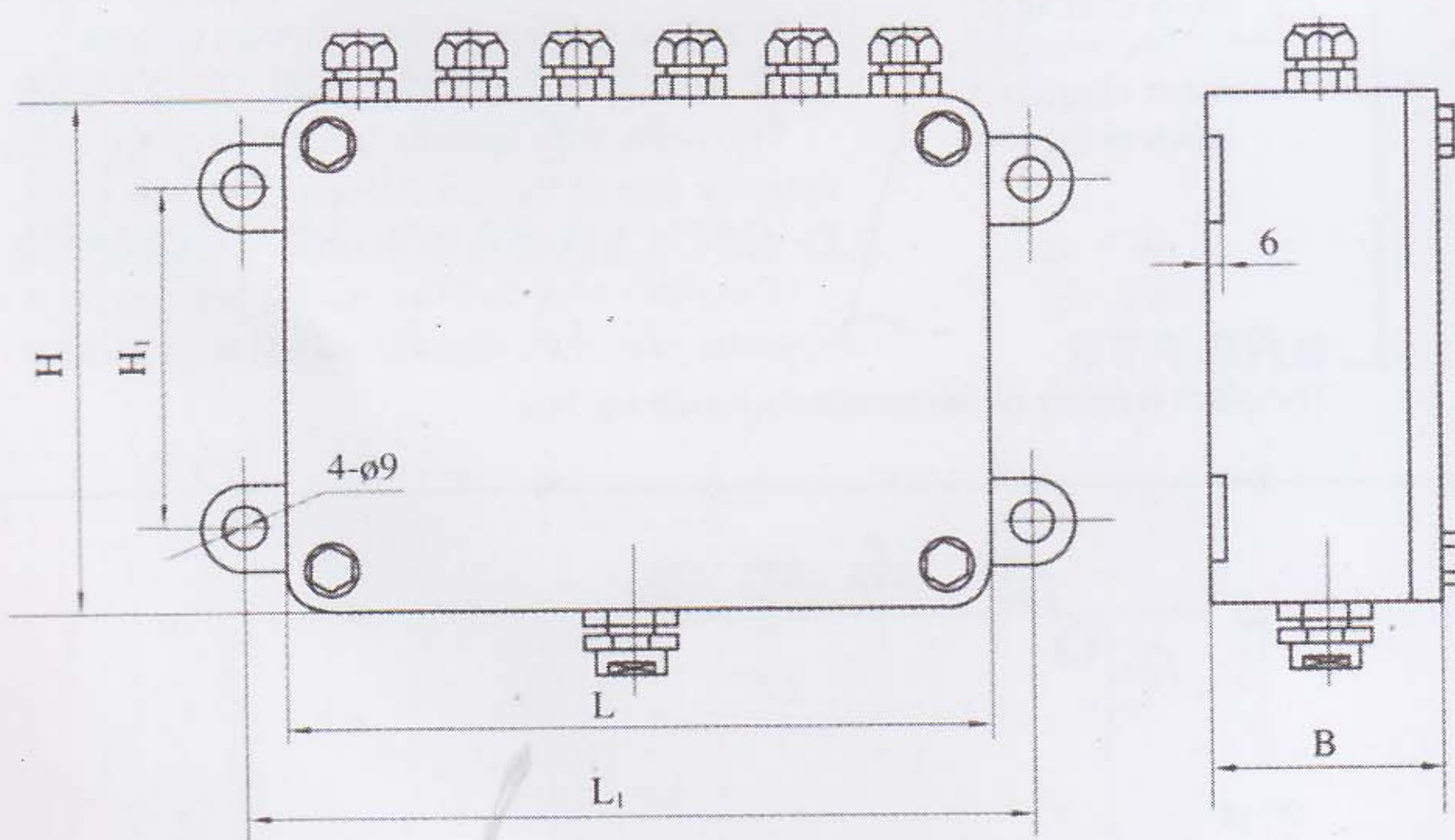
分管根数
Number of the branch pipes

箱体材料
Material of the box

产品系列代号
Series code of the products

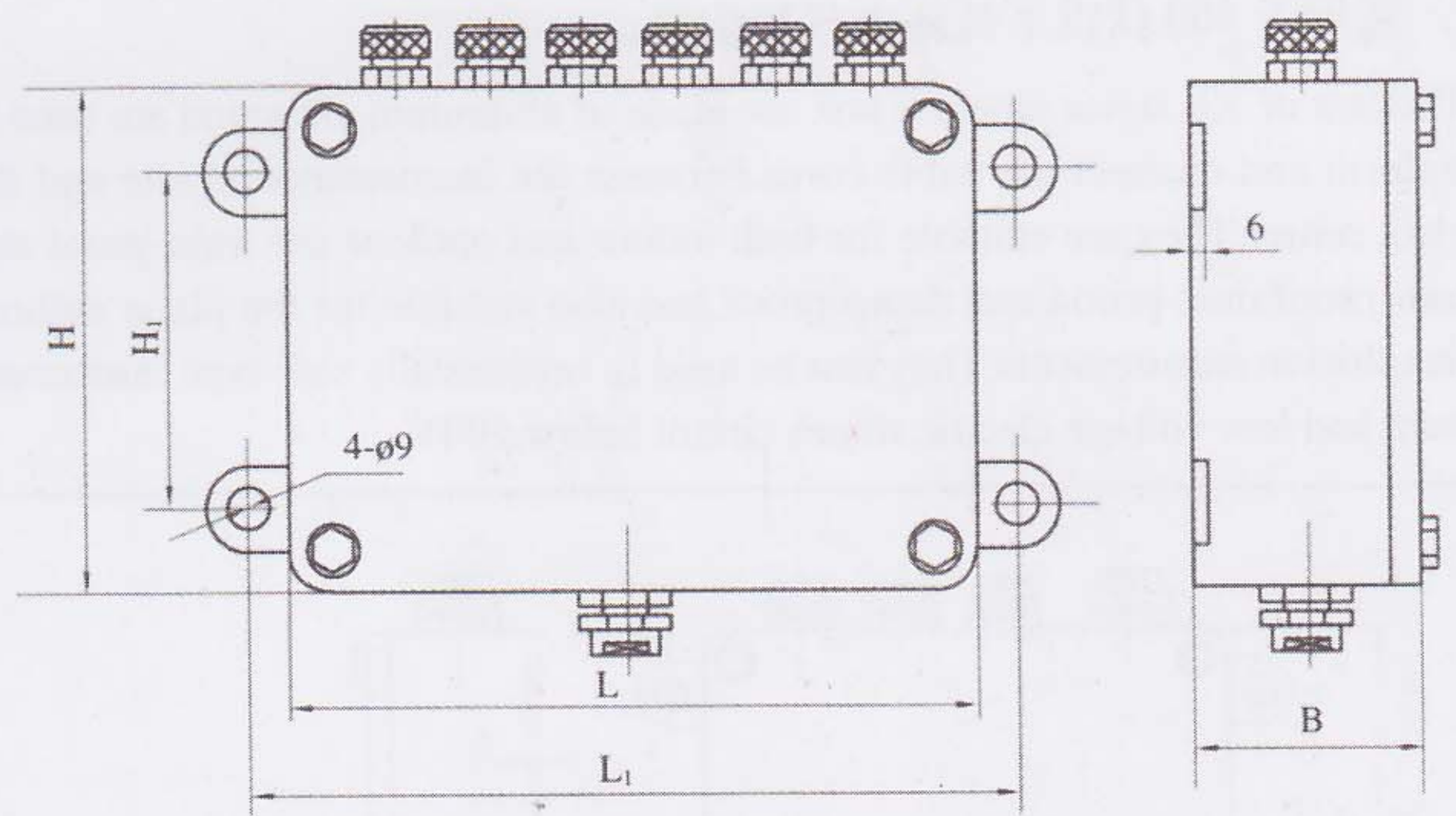
T- 为紫铜管或尼龙管
T-Red copper pipe or nylon pipe
S- 为塑料软管
S-Plastic soft pipe

L- 铸铝
L-cast steel
G- 玻璃钢
G-Glass fiber reinforced plastics



JGX □-□ T 型接管箱

序号 No.	型号 Type	外型尺寸 (mm)			安装尺寸		分管 根数
		L	B	H	L ₁	B ₁	
1	JGXL-19T	380	200	100	410	140	19
2	JGXL-12T	290	200	100	320	140	12
3	JGXL-7T	180	200	100	210	140	4
4	JGXL-5T	180	160	80	210		5
5	JGXL-4T	180	160	80	210		4
6	JGXL-3T	180	160	80	210		3



JGX □-□ S 型接管箱

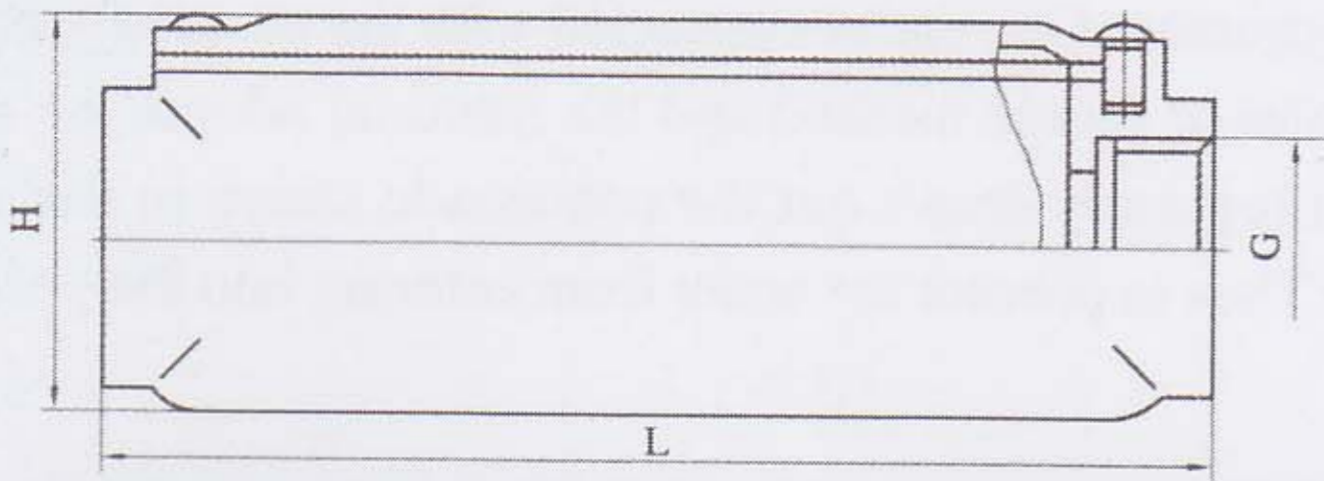
序号 No.	型号 Type	外型尺寸 (mm)			安装尺寸		分管 根数
		L	B	H	L ₁	B ₁	
1	JGXL-19S	380	200	100	410	140	19
2	JGXL-12S	290	200	100	320	140	12
3	JGXL-7S	180	200	100	210	140	4
4	JGXL-5S	180	160	80	210		5
5	JGXL-4S	180	160	80	210		4
6	JGXL-3S	180	160	80	210		3

YHX 系列铝合金穿线盒

Feeder box

YHX-E 型直通穿线盒

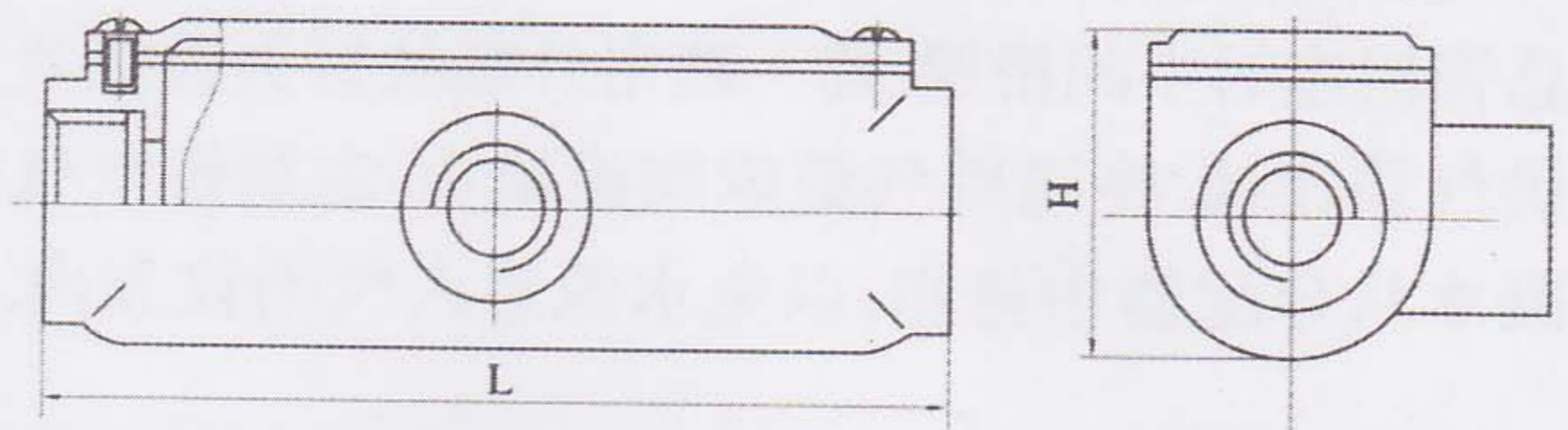
Type YHX-E Straight-through Electric Wire-through Box



序号 Order No.	G	L	H	备注 Remarks	序号 Order No.	G	L	H	备注 Remarks
1	G1/2"	118	41		8	5/8"	104	38	
2	G3/4"	141	48		9	3/4"	118	41	
3	G1"	168	54		10	1"	141	48	
4	G1 1/4"	200	62		11	1 1/4"	168	54	
5	G1 1/2"	236	79		12	1 1/2"	200	62	
6	G2"	256	88		13	2"	236	79	
7	1/2"	92	35		14	2 1/2"	256	88	

YHX-T 型三通穿线盒

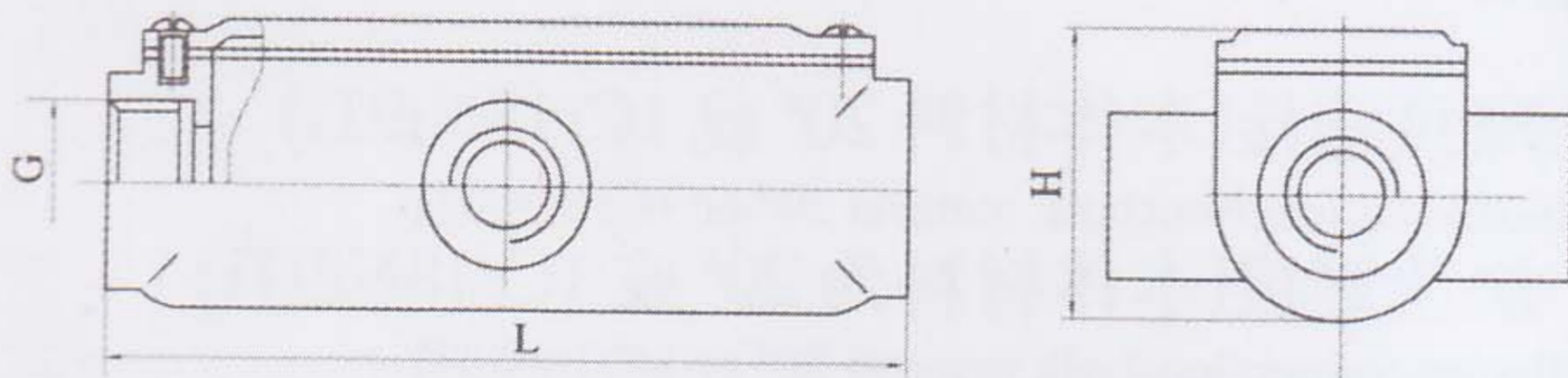
Type YHX-T Three-Port-through Electric Wire-through Box



序号 Order No.	G	L	H	备注 Remarks	序号 Order No.	G	L	H	备注 Remarks
1	G1/2"	118	41		8	5/8"	104	38	
2	G3/4"	141	48		9	3/4"	118	41	
3	G1"	168	54		10	1"	141	48	
4	G1 1/4"	200	62		11	1 1/4"	168	54	
5	G1 1/2"	236	79		12	1 1/2"	200	62	
6	G2"	256	88		13	2"	236	79	
7	1/2"	92	35		14	2 1/2"	256	88	

YHX-S 型四通穿线盒

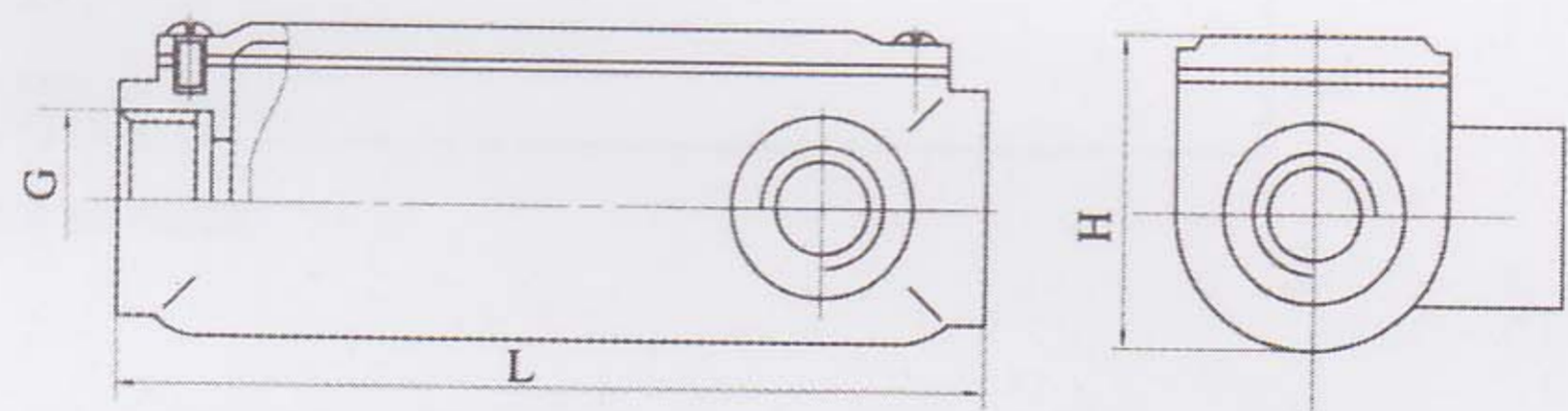
Type YHX-S Crossbar Electric Wire-through Box



序号 Order No.	G	L	H	备注 Remarks	序号 Order No.	G	L	H	备注 Remarks
1	G1/2"	118	41		8	5/8"	104	38	
2	G3/4"	141	48		9	3/4"	118	41	
3	G1"	168	54		10	1"	141	48	
4	G1 1/4"	200	62		11	1 1/4"	168	54	
5	G1 1/2"	236	79		12	1 1/2"	200	62	
6	G2"	256	88		13	2"	236	79	
7	1/2"	92	35		14	2 1/2"	256	88	

YHX-Z 型左盖弯通穿线盒

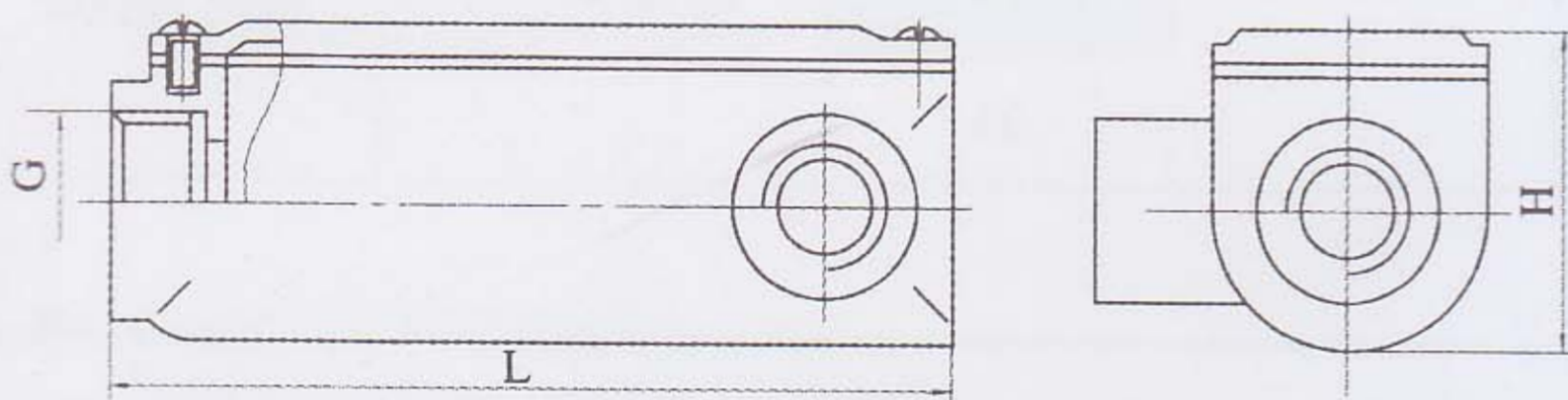
Type YHX-Z Electric Wire-through Box



序号 Order No.	G	L	H	备注 Remarks	序号 Order No.	G	L	H	备注 Remarks
1	G1/2"	118	41		8	5/8"	104	38	
2	G3/4"	141	48		9	3/4"	118	41	
3	G1"	168	54		10	1"	141	48	
4	G1 1/4"	200	62		11	1 1/4"	168	54	
5	G1 1/2"	236	79		12	1 1/2"	200	62	
6	G2"	256	88		13	2"	236	79	
7	1/2"	92	35		14	2 1/2"	256	88	

YHX-Y 型右盖弯通穿线盒

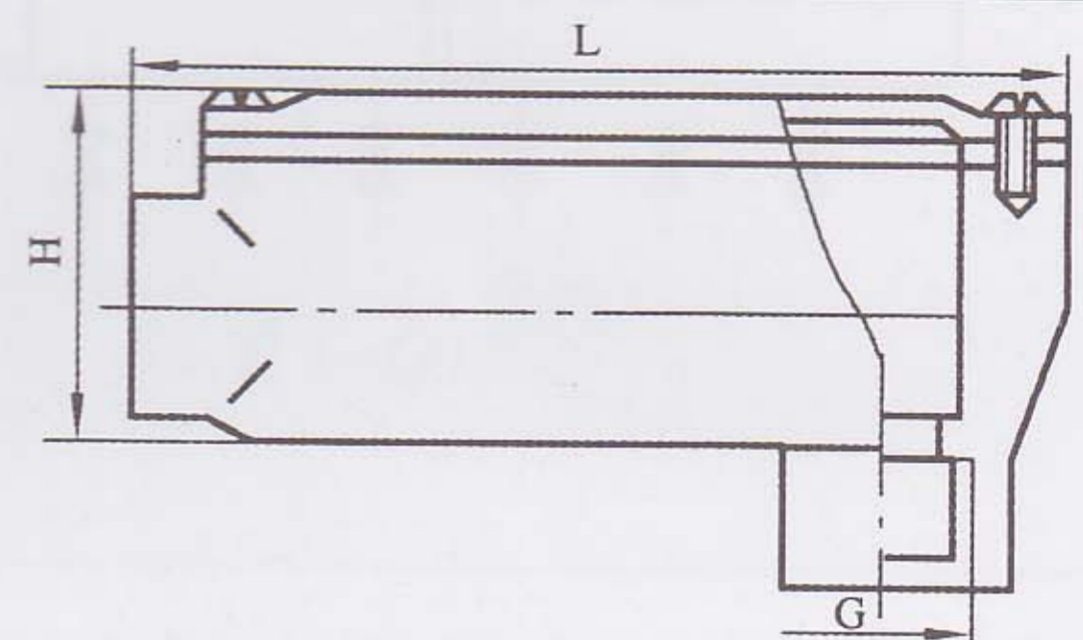
Type YHX-Y Elbow-through Electric Wire-through Box With Right Lid



序号 Order No.	G	L	H	备注 Remarks	序号 Order No.	G	L	H	备注 Remarks
1	G1/2"	118	41		8	5/8"	104	38	
2	G3/4"	141	48		9	3/4"	118	41	
3	G1"	168	54		10	1"	141	48	
4	G1 1/4"	200	62		11	1 1/4"	168	54	
5	G1 1/2"	236	79		12	1 1/2"	200	62	
6	G2"	256	88		13	2"	236	79	
7	1/2"	92	35		14	2 1/2"	256	88	

YHX-H 型后盖弯通穿线盒

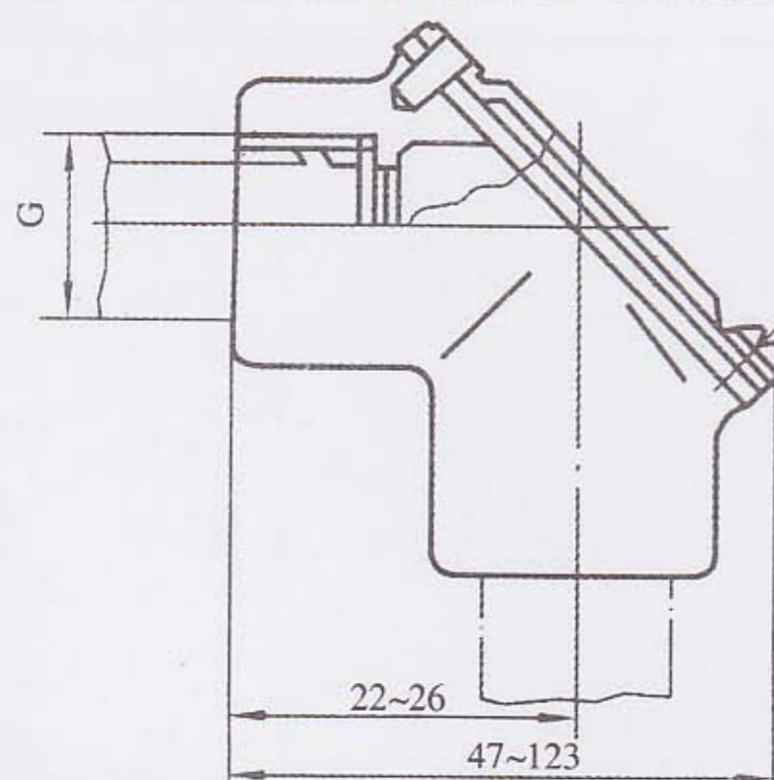
Type YHX-H Elbow-through Electric Wire-through Box with Back Lid



序号 Order No.	G	L	H	备注 Remarks	序号 Order No.	G	L	H	备注 Remarks
1	G1/2"	118	41		8	5/8"	104	38	
2	G3/4"	141	48		9	3/4"	118	41	
3	G1"	168	54		10	1"	141	48	
4	G1 1/4"	200	62		11	1 1/4"	168	54	
5	G1 1/2"	236	79		12	1 1/2"	200	62	
6	G2"	256	88		13	2"	236	79	
7	1/2"	92	35		14	2 1/2"	256	88	

YHX-W 型弯通穿线盒

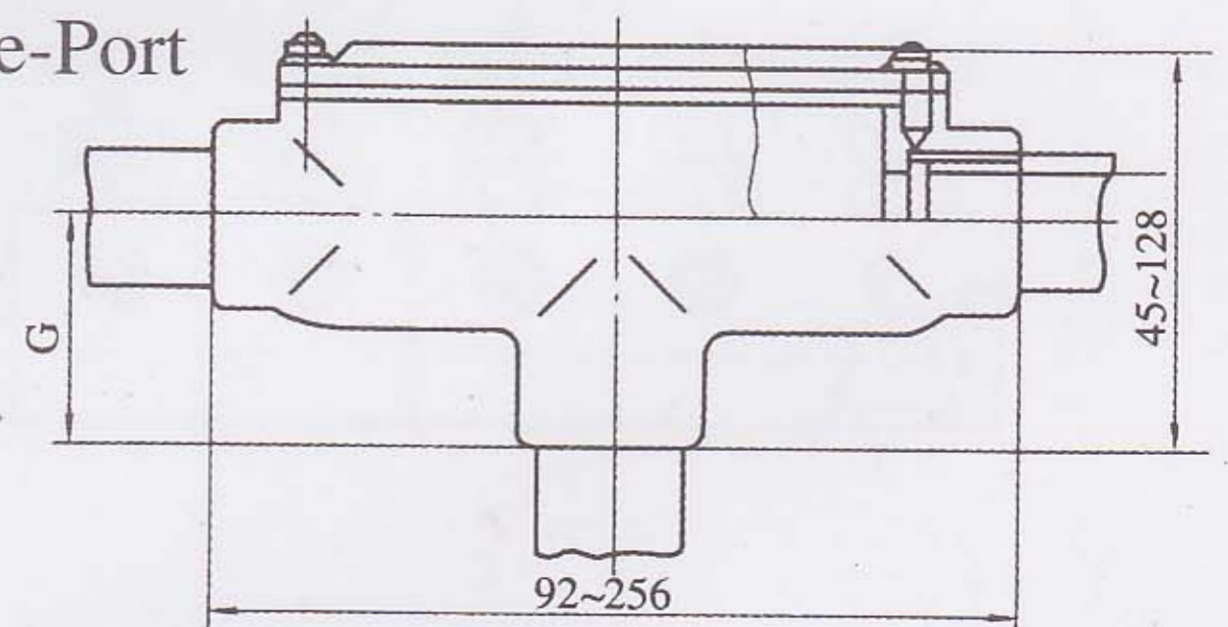
Type YHX-W Elbow-through Electric Wire-through Box



序号 Order No.	G	L	H	备注 Remarks	序号 Order No.	G	L	H	备注 Remarks
1	G1/2"	118	41		8	5/8"	104	38	
2	G3/4"	141	48		9	3/4"	118	41	
3	G1"	168	54		10	1"	141	48	
4	G1 1/4"	200	62		11	1 1/4"	168	54	
5	G1 1/2"	236	79		12	1 1/2"	200	62	
6	G2"	256	88		13	2"	236	79	
7	1/2"	92	35		14	2 1/2"	256	88	

YHX-HT 型后盖三通穿线盒

Type YHX-HT Three-Port-through Electric Wire-through Box



序号 Order No.	G	L	H	备注 Remarks	序号 Order No.	G	L	H	备注 Remarks
1	G1/2"	118	41		8	5/8"	104	38	
2	G3/4"	141	48		9	3/4"	118	41	
3	G1"	168	54		10	1"	141	48	
4	G1 1/4"	200	62		11	1 1/4"	168	54	
5	G1 1/2"	236	79		12	1 1/2"	200	62	
6	G2"	256	88		13	2"	236	79	
7	1/2"	92	35		14	2 1/2"	256	88	

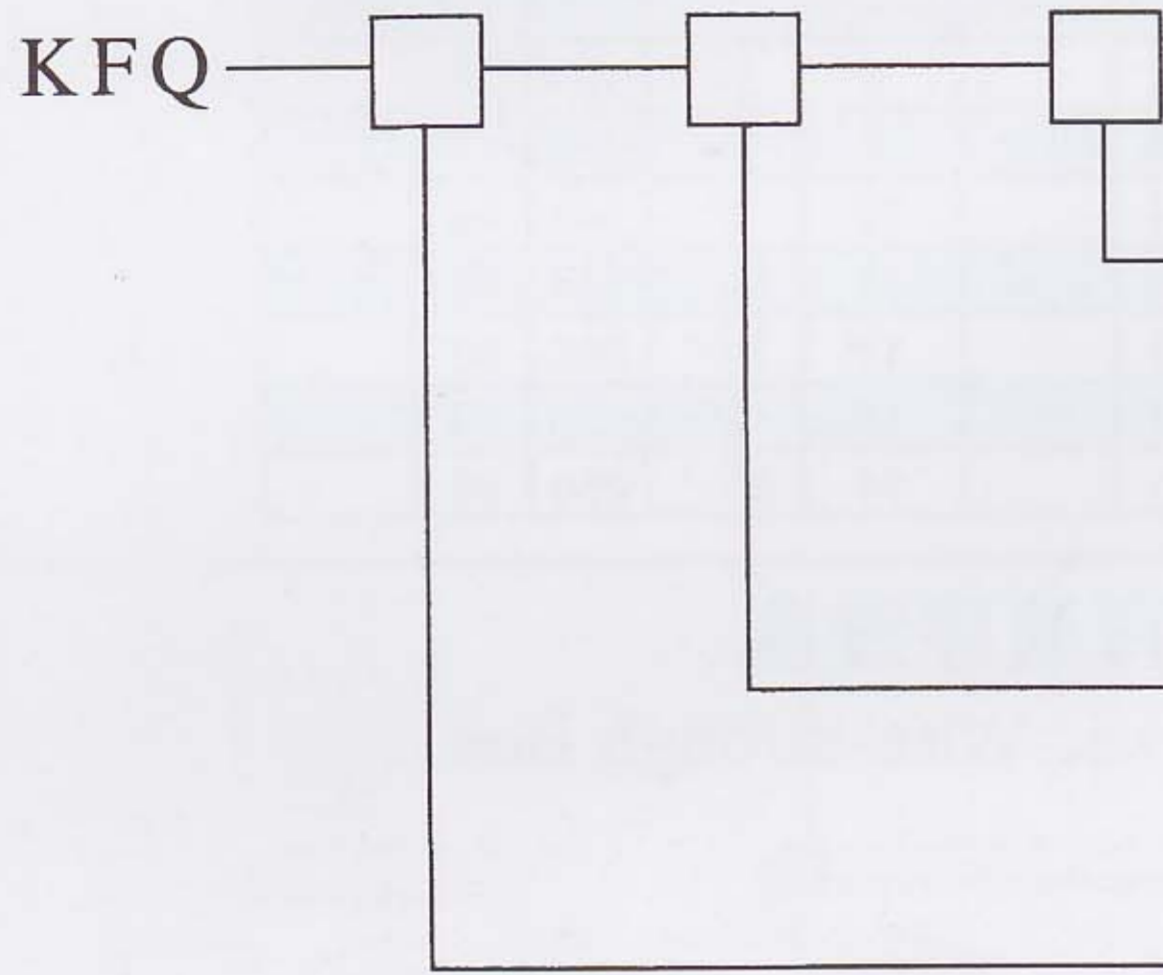
KFQ 系列气源分配器

Gas distributor

KFQ系列气源分配器是集中安装的气动仪表与仪表空气总管相连的中间桥梁,其一端用外螺纹接头或法兰方式与供气箱连接,终端用气源球阀或堵头,定期将空气中的冷凝水从分配器中排出,以免水源进入气动仪表内。

KFQ series air distributor is the bridge of pneumatic instrument and air main pipe of the instrument. One end is connected with the air supply box a external threda joint or flange method and the terminal adopts the air ball valve or end. It regularly draws out the condensde steam in the air from the distributor. Thus to prevent the water from entering into the pneumatic instrument

型号编制说明 Compilation of the type



配管用材料 T:配紫铜管或尼龙管 S:配塑料管

The material of the accessorized type T:Accessorize red copper pipe or nylon pipe.S:Accessorize plastic pipe.

供气点数 6,12,24。

Air-supply tally:6,12,24

结构形式代号 I :螺纹连接(本体材料 20# 或 1Cr18Ni9Ti)

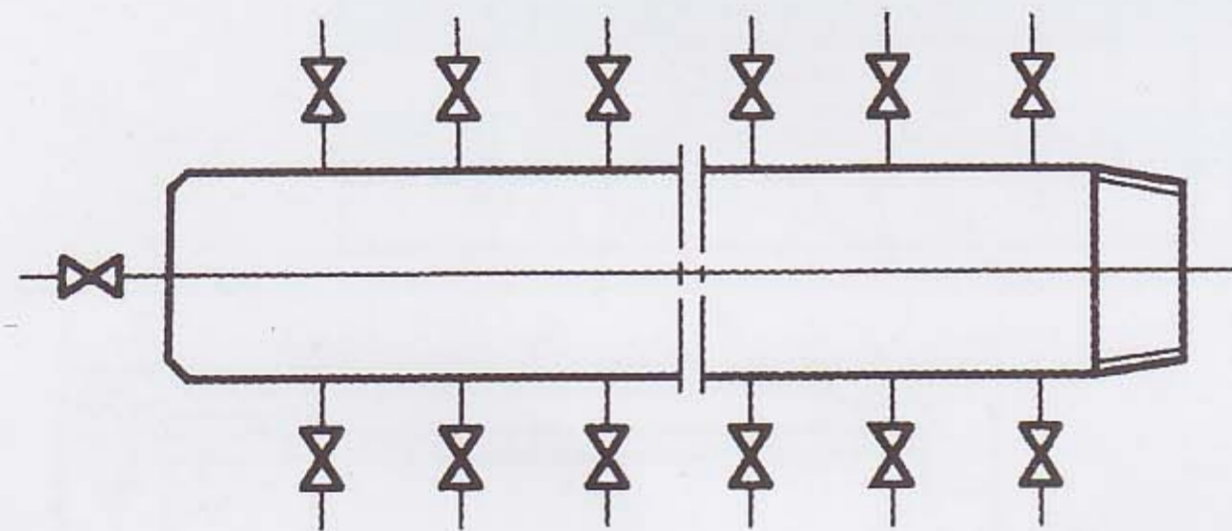
Structure formal code: I :thread connection(bulk materal 20# or 1Cr18Ni9Ti)

II :法兰连接(本体材料为 20# 或 1Cr18Ni9Ti)

II :flange connection(bulk materal 20# or 1Cr18Ni9Ti)

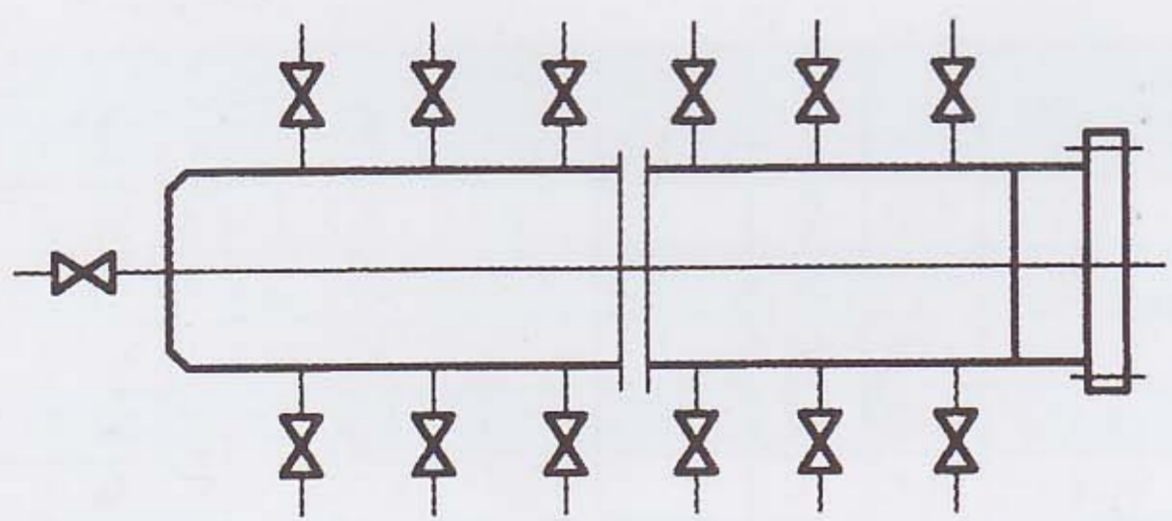
III:螺纹连接(本体材料 H62# 或 1Cr18Ni9Ti 的方棒)

III:thread connection(bulk materal H62# or 1Cr18Ni9Ti square rod)



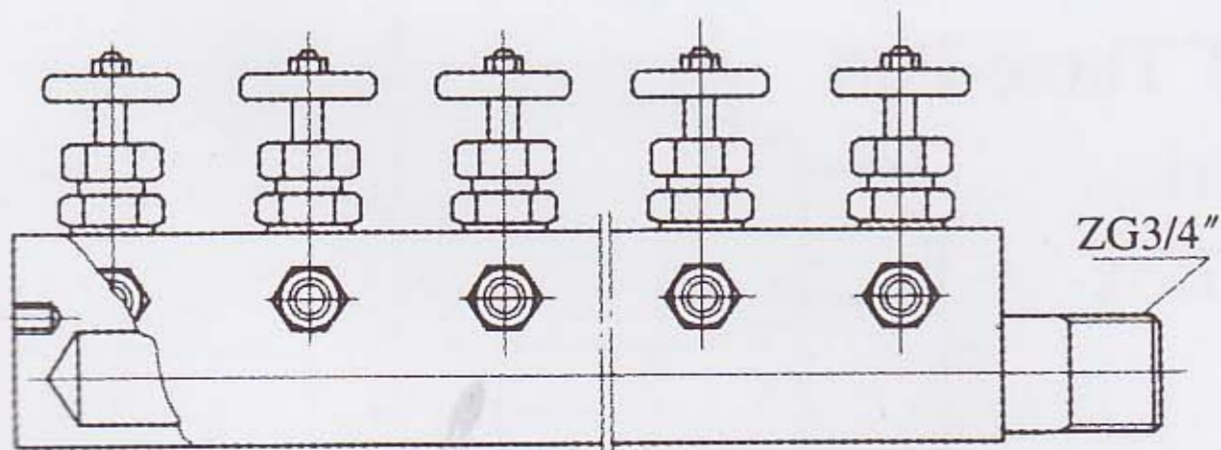
KFQ- I 型

序号 NO.	型号 Type	公称压力 MP a	供气点数	配管外径	连接方式
1	KFQ- I -6	< 1	6	ø6 或 ø8	螺纹 ZG3/4"
2	KFQ- I -12		12		
3	KFQ- I -24		24		




KFQ- II 型

序号 NO.	型号 Type	公称压力 MP a	供气点数	配管外径	连接方式
1	KFQ- II -6	< 1	6	ø6 或 ø8	法兰连接
2	KFQ- II -12		12		
3	KFQ- II -24		24		



KFQ- III 型

序号 NO.	型号 Type	公称压力 MP a	供气点数	配管外径	连接方式
1	KFQ- III -12	< 1	6	ø6 或 ø8	螺纹 ZG3/4"
2	KFQ- III -12		12		
3	KFQ- III -12		24		



扬中市镇仪电器有限公司

地 址：扬中市长旺镇
电 话：0511-88524696
传 真：0511-88521976
邮 编：212216